

WHITMAN



Hello, Whitties!

Watch your email and go to
whitman.edu/orientation
for the latest information on your
start at Whitman College.

International Student Welcome Guide
Fall 2022



Welcome



FROM THE Dean of Students

WELCOME TO THE WHITMAN COMMUNITY.

It's a word you'll hear a lot as a student at Whitman: community. Let me assure you, it's not something we take lightly. We want to help you build new bonds and community. That is what we are welcoming you to: a place that connects you socially to others engaged in common learning and living pursuits.

You will encounter many kinds of communities while you are a student here. First and foremost, you'll find a supportive academic community. That community is here to push you outside of your intellectual comfort zone and expand the way you think about the world and your place in it. The academic community includes your professors—a group of extraordinarily talented teachers whose time in the classroom is informed and enhanced by their ongoing scholarly and creative work. These remarkable scholars and artists are anxious to share with you their vast experience and passion for teaching and learning, and support you while you stretch your mind.

But there's also the community you develop with your fellow students. You'll build this community through your learning in our First Year Seminars. You'll craft it over study sessions, shared meals and research projects. While you and your classmates push each other academically, you'll also develop deep bonds. That's where our academic community also becomes a social community.

You'll be part of a community of students who are excited about the world of ideas, topics, activities and causes. More than 100 different student organizations wait for you to join them. Your residence hall neighbors will become friends. Your professors will become mentors and confidants. Staff members across campus are allies, guiding you and offering resources to help you thrive and overcome any challenges you face.

This is an exciting time to think about the community you will join when you get here. It will shape you in ways you can't yet anticipate. And we know you will shape us, too. That's what community—and Whitman College—is all about.

Welcome to Whitman. Our Whitman. Your Whitman.

With gratitude,

Kazi Joshua

Dean of Students and Vice President for Student Affairs

WE'RE SO EXCITED to welcome you to Whitman College. We are working hard to prepare an orientation program designed to give you and your family an introduction to the **ACADEMIC AND SOCIAL CULTURE** of our campus and community.

Soon, you will begin receiving our **MONDAY EMAILS** from Senior Associate Dean of Students Juli Dunn. These emails will help you prepare for your life at Whitman, as well as share updates about our orientation schedule and fall semester. Whitman families will get emails over the summer to keep them up to date too.

Make sure to activate your Whitman email (see instructions on page 5), and check your account regularly so you don't miss these important updates.

International Student Orientation is
Aug. 20–24. Check your
Whitman email for details!

Travel to Walla Walla

- We ask international students to arrive on Aug. 19, 2022.
- For more on arriving in Walla Walla:



New Student Orientation

- International students will also join other incoming students for New Student Orientation beginning on the evening of Wednesday, Aug. 24. The schedule will

be available at whitman.edu/orientation later this summer. Learn more on page 16.

- International Student Orientation will be Aug. 20–24. This program is required for all international students. A schedule and more information will be posted at whitman.edu/international-services.

Family Orientation

- Family Orientation will be held Thursday, Aug. 25. For families who can't attend, some sessions will be recorded and available online. More information about Family Orientation will be posted at whitman.edu/parents.

If you have questions about orientation or traveling to Walla Walla, please contact International Student and Scholar Services by emailing leckige@whitman.edu, calling 509-527-5005 or go to whitman.edu/international-services



Greg Lecki

Director of International Student and Scholar Support Services



Juli Dunn

Senior Associate Dean of Students

Your To-Do List

LOOK FOR WEEKLY EMAILS from Senior Associate Dean of Students Juli Dunn. These will come every Monday until classes begin. And the New Student Orientation schedule will be posted at whitman.edu/orientation as soon as it is available.

ITEMS YOU MUST COMPLETE

BY JUNE 15

- ☐ **COMPLETE** your housing preferences questionnaire in the applicant portal.
- ☐ **ACTIVATE** your Whitman email: whit.mn/acct.
- ☐ **COMPLETE** the online advising questionnaire: whit.mn/pmaq. To log in to the questionnaire, use the Whitman username/password you get when you activate your email account.
- ☐ **RECEIVE & REVIEW** the First Year Seminar learning communities in your Whitman email.

BY JUNE 20

- ☐ **SUBMIT** your four preferred learning communities for the First Year Seminar. You will receive a form in your Whitman email.

BY JULY 1

- ☐ **ATTEND** one group advising session (June 27–30): whit.mn/new-student-advising.

BY JULY 15

- ☐ **OPTIONAL: ATTEND** department advising sessions (July 12–14): whit.mn/new-student-advising.
- ☐ **SEND** your final high school or college transcripts from all previous institutions to the Office of Admission.

How to register for classes: Stay tuned!

Over the summer, we'll be in touch with specifics about meeting your pre-major advisor and the registration process.

- ☐ **REQUEST** College Board send AP reports to Whitman (if applicable).
- ☐ **REQUEST** International Baccalaureate send IB certificates to Whitman (if applicable).
- ☐ **SUBMIT** transfer credit eligibility form online: whit.mn/tcred (if applicable).
- ☐ **COMPLETE** AlcoholEd and Hazing Prevention trainings. You will receive links to the program in your Whitman email in early July.
- ☐ **SUBMIT** your photo for your Whitman ID. Watch your Whitman email for instructions.
- ☐ **CONSIDER** your payment options. If you are requesting a Deferred Payment Plan for Fall 2022, select option 2 on the “Invoice for the 2022–2023 School Year” and return to Student Accounts with \$25 to cover the contract setup fee. Learn more about payment options and make online payments at whitman.edu/business-office.

BY AUG. 1

- ☐ **SUBMIT** your name pronunciation recording. Watch your Whitman email for instructions.
- ☐ **COMPLETE** any applicable placement test, such as calculus, chemistry and languages: whit.mn/place.
- ☐ **COMPLETE** the sexual assault prevention online learning module. You will receive a link to the program in your Whitman email in July.

BY AUG. 15

- ☐ **COMPLETE** the Race, Power and Privilege online training. You will receive a link in your Whitman email.
- ☐ **COMPLETE** your profile in Handshake, our job and internship platform: whit.mn/handshake.
- ☐ **COMPLETE** your student check-in: whit.mn/checkin (Available after July 15).
- ☐ **SEND** your payment for the 2022 fall semester to Student Accounts, along with the “Invoice for the 2022–2023 School Year” (payment option 1).
- ☐ **COMPLETE** OnboardU online orientation modules. orientation.whitman.edu.



Activate Your Whitman Accounts


A key step to being a student at Whitman is activating your Whitman account and email. This will ensure you receive timely updates and can access all required forms through the MyWhitman portal.

- Go to whit.mn/acct.
- Read through the Acceptable Use Policy.
- Enter your first name, last name and Whitman ID number (also known as your WID#) in the boxes provided. Your ID number was emailed to you in your first Monday email from Juli Dunn, the senior associate dean of students.
- Write down the username and temporary password.
IMPORTANT TIP: Once you go past the screen with your username and password, you cannot return to this screen. Please write it down.
- Click the given link to change your initial password.

Your new password must:

- Be at least 8 characters long
- Contain at least one lowercase letter, one uppercase letter, and one number or symbol

Note: No one else can access your password. If you forget it, email helpdesk@whitman.edu to have it reset.



Using Whitmail

Whitman's email system, Whitmail, is run by the Google platform. You can access your email, Google Drive and Google Apps through the Whitmail system.

TO LOG IN:

- Go to whitmail.whitman.edu.
- Log in with the Whitman username and password you set above.

Upload Your Student ID Photo

To save time during orientation check-in, we ask you to upload your own photo for your Whitman ID card.

- Watch for instructions in your Whitman email.
- See photo requirements and tips at whitman.edu/student-ids.

Need Assistance?

During the school year, the Whitman College Technology Services (WCTS) Help Desk is open Monday through Friday, from 8 a.m. to noon and 1–5 p.m. Summer hours may vary.

- Call: **509-527-4976**
- Email: helpdesk@whitman.edu
- Go Online: kb.whitman.edu to search our Knowledge Base database
- Get more tech tips for new students at whit.mn/tech-tips



FREE SOFTWARE

All students receive a free copy of Microsoft 365 Suite, including Word, Excel and PowerPoint. Go to portal.office.com and log in with your Whitman email address and password to download your free software.



Your New Home

During your time at Whitman, you'll meet people from diverse backgrounds who will push you to **GROW INTELLECTUALLY AND EMOTIONALLY**. And you'll make **LIFELONG FRIENDS** in the process.

Our residence halls are more than a group of students living together—they are a community. Your hall section is led by a resident assistant (RA), who is a student like you. RAs plan section events and gatherings to ease your transition to college and help connect all the students living in your area. Each hall also has a resident director (your RD), a professional staff member who lives and works in the hall.

Meal Plans

Food service at Whitman College is provided by Bon Appétit. You can learn more about our on-campus dining options, view menus and read about our Flex Dollars meal plans at whit.mn/meals.

Housing Assignments

You will receive information about on-campus room assignments in early August. If you haven't filled out your housing questionnaire in the applicant portal, please do so as soon as possible. You can access the form at engage.whitman.edu/account/login. This information is required to complete room assignments.

In August, look for an email containing your residence hall (and roommate, if applicable) information.

Mailing Services

You will be assigned a mailbox at the post office in the Reid Campus Center when you arrive, but your mailbox number does not need to be included in your address.

If you need to send boxes to Whitman ahead of your arrival, please ship them using the address shown below. Please do not ship items more than two weeks before the beginning of the semester. You can pick up your packages on Move-In Day (Aug. 24) at Reid Campus Center.

Your Mailing Address

Your mailing address while enrolled at Whitman is:

Your Name
Whitman College
280 Boyer Ave.
Walla Walla WA 99362



Will You Need a Car?

Whitman does not recommend students bring cars to campus. Most students find they don't need them. Parking is also extremely limited. The good news is campus is within walking distance to downtown, a grocery store, restaurants and coffee shops. Walla Walla has affordable public transit and is bike- and pedestrian-friendly. The college offers a free bike share program and has an on-campus bike repair shop. There are ride-sharing services in town—to catch a ride from our local airport, for example. And the college coordinates bus services to Seattle and Portland during academic breaks, and the Grape Line Shuttle offers service to the airport in Pasco, Washington. These options also align with Whitman's commitment to sustainability. For more information, visit whitman.edu/transportation.



Are You Ready To Make Your Room Your Own?

Review the lists below for more information about what we provide in each residence hall room, things you'll need (or may want) to bring yourself and some items you should leave at home.

Things we provide

- Bed, with extra-long twin mattress (80 inches). Beds in Prentiss Hall are standard twin size.
- Mattress cover
- Desk and chair
- Wardrobe with storage/shelving
- Chest of drawers
- Window blinds
- Bulletin board
- Whitman Wi-Fi
- Ethernet port for wired internet connections

Things you'll likely want

- Bedding (pillows, extra-long twin sheets, blankets, bedspread)
- Bath and hand towels
- Hangers
- Study lamp. A lamp is provided in Jewett Hall.
- Wastebasket
- Laundry basket and detergent
- Small fan

Things you may want

- Dishes, silverware, mugs
- Disinfectant wipes
- Hand sanitizer
- Ethernet cable and adapter for your computer
- Flame-retardant decorations
- A mini fridge: Refrigerators are available for rent for \$80 a year. To reserve one, fill out the form at whit.mn/fridge.

Things NOT to bring

- Halogen lamps
- Weapons, including firearms
- Pets (fish are OK)
- Furniture, such as a bed or desk
- Double-sided sticky tape or squares
- Full-size appliances. All section lounges have kitchenettes.

We highly recommend you have a computer and a few related items for your Whitman education. For more specific equipment recommendations, or if you need assistance, go to whit.mn/tech-tips.

Take a video tour of each residence hall

Learn about their furnishings and watch video tours.
whitman.edu/residence-life/halls

Questions?



509-527-5297



on_campus_housing@whitman.edu





Advising and Registration

In preparation for fall registration, you'll have a group advising session as well as meet virtually one-on-one with your pre-major academic advisor to select classes and talk about requirements. **To access advising information and sign up for sessions go to whit.mn/new-student-advising or use the QR code on the right.**

Group Advising Session — First-year students will attend a virtual group advising session with Senior Associate Dean of Students Juli Dunn to discuss advising, distribution requirements, registration and expectations around academic integrity. Group advising is required for all first-year and transfer students. The sessions will run between June 27–30.

Department Advising — All incoming students can sign up for optional advising appointments with individual departments from July 12–14.

First Year Seminars — You will receive information about the required First Year Seminars and descriptions of the different learning communities on Monday, June 13. You will need to submit your four preferred learning communities by the following Monday, June 20. You will learn which course you have been assigned to in July.

Pre-Major Academic Advisor — First-year students will have a scheduled video appointment to meet with an academic advisor—by Friday, August 12. Pre-major advising is required for all new students. Your pre-major academic advisor will help you create your course wish list.

Class Registration — The Registrar's Office will register you in your assigned section of the First Year Seminar course prior to registration. To complete your wish list, you can access it through your student portal at my.whitman.edu/students. Log in and look for the "Registration" tab. Follow the directions to add courses to your wish list. Your wish list will be used to expedite your registration so it is important to complete this step. Note you may not be able to register for all the courses on your list, so be sure to include several alternatives. See the "Help with Registration Screens" for assistance. Additional information—for first-year and transfer students—will be sent to your Whitman email prior to the registration period in August.

**Sign up for
group advising!**

Sign up and learn more
about advising at
[whit.mn/new-student-
advising](http://whit.mn/new-student-advising)



Have questions about registration?

The Registrar's Office and Senior Associate Dean of Students Juli Dunn are available over the summer to provide answers to your questions about registration, course selection and advising.

Registrar's Office

Phone 509-527-5983
Fax 509-522-4431
Email registrar@whitman.edu
Online whitman.edu/registrar

Pre-Major Advising

Phone 509-522-4403
Email dunnjl@whitman.edu
Online whit.mn/new-student-advising

Academic Success Starts Here

We believe a liberal arts education meets two important objectives: preparation for intelligent living and preparation for a successful career. Regardless of your major, your Whitman education will help you develop the ability to think critically and analyze complex issues.

How you plan your academic coursework while at Whitman supports those objectives. We have multiple resources available to help you be successful:

Whitman College Catalog — The catalog is the primary source of information about current courses, general college policies, and requirements for graduation, majors and special programs. You can download the current catalog at catalog.whitman.edu.

Search for Classes — After you have activated your Whitman email account, log in to MyWhitman to use the Course Search tool. It will help you plan your schedule and see what classes are being offered. You can create a wish list of classes by clicking the addition symbol (+) to the left of the class and saving your changes. This can aid you in finding the courses you are interested in when it is time to register, but it does not guarantee you a space in the class.

Pre-Major Advising — As an incoming student, you will be assigned a pre-major advisor who will help you plan your academic coursework. You will have a pre-major advisor until you declare a major, usually spring semester of your sophomore year. After that, you will select an advisor from your major department.

Pre-Health, Pre-Law and Pre-Education Advising — Whitman College offers specialized advising for students interested in going into the health, law or education fields. These advisors can help you plan coursework and select a major that will assist you in your long-term goals. Visit the Careers, Professions and the Liberal Arts section of the academics website, whitman.edu/academics, for more information.

Advanced Placement and International Baccalaureate Credit

For Fall 2022, Whitman College will continue to give credit or equivalency for College Board Advanced

Placement Exams. For detailed information, refer to the “Academics” section of the online catalog. You may receive up to 30 credits for combined Advanced Placement (AP) and International Baccalaureate (IB) exam scores. If you wish to take a course at Whitman for which you received AP credit, contact the Registrar’s Office.

If you believe you are eligible for AP or IB credit, request that an official report of your scores or examinations be sent directly from the College Board or International Baccalaureate Program to Whitman College as soon as they are available.

General Certificate of Education (GCE) Advanced Level Examinations

Credit may be awarded for select General Certificate of Education (GCE) Advanced Level examinations (Cambridge A-Levels) pending review of each exam syllabus. Students interested in pursuing such credit should contact the Registrar’s Office.

First Year Seminars

The First Year Seminars—Exploring Complex Questions (GENS 175) and Making Powerful Arguments (GENS 176)—combine a fall course that emphasizes inquiry, interdisciplinary exploration and intellectual community with a spring seminar that features in-depth investigation of a focused topic. Both seminars will help you improve the reading, writing and discussion skills you will rely on throughout your time at Whitman. Course descriptions for fall seminars will be sent to you over the summer, when we will ask you to indicate your preferred courses. We will do our best to assign you based on your choices.

Transfer students with fewer than 58 credits will take GENS 175 but may receive equivalent credit for GENS 176 for a comparable course taken at another institution.



Transfer Credit

All transfer credit is evaluated on a course-by-course basis. Transfer credit includes courses taken at any college or university. If you have completed or are planning to complete any college coursework prior to starting classes at Whitman, you must request that the institution you attend(ed) send an official transcript of all your previous college or university coursework directly to the Whitman Registrar's Office as soon as possible. You will also need to complete and electronically submit a Transfer Credit Eligibility Form, located online at whit.mn/tcred.

After your official transcript(s) is evaluated, you will be given a Transfer Equivalency Report. Learn more at whitman.edu/registrar.

Running Start and Financial Aid

If you participated in Running Start and wish to transfer credits to Whitman College, you may see an impact in the number of semesters for which you are eligible for your full financial aid award. There are two options available:

OPTION 1 — Transfer all Running Start coursework accepted by Whitman. You will qualify for available financial aid consistent with the class-level determined by the total number of credits transferred to Whitman. See “Classification of Students” in the “Academics” section in the online catalog.

OPTION 2 — Transfer no more than 14 dual-enrollment semester-equivalent credits accepted by Whitman. You will be considered a first-year student for purposes of financial aid.

Students with Running Start credit will need to complete the Credit Transfer Form in their Admission portal and choose which 14 credits they initially would like to transfer. At the end of their first semester at Whitman, these students will be provided a Running Start Options Selection Form and must declare Option 1 or 2 before the start of their second semester. For more information, contact the Office of Financial Aid at finaid@whitman.edu or **509-527-5178**.



Summer Writing Assessment

All new Whitman students are expected to complete the Summer Writing Assessment online as part of the registration process. Students compose a 250-word writing sample in response to a prompt, and Whitman writing faculty review each sample, at least twice, in a blind evaluation process. The writing assessment is available for several days in July, and once you begin, you'll have up to 24 hours to consider the prompt, write, revise, proofread and submit. Plan ahead and give yourself focused time for this important activity!

You've been admitted to Whitman, so we recognize that you're already a capable writer. The assessment's goal is to determine how each student will fulfill the college's requirement in writing proficiency in a manner that best prepares them to write skillfully at the college level. Some students will have transfer or equivalency credit that fulfills this college requirement. Many students will join the Writing Program of the Rhetoric, Writing and Public Discourse (RWPDP) department by enrolling in RWPDP 170.

RWPDP 170 supports entering students and strengthens their writing skills for success across Whitman's academic programs. Students will join an award-winning program taught by faculty dedicated to teaching, writing, student relationships, and first-year students in particular. Historical data shows students who take RWPDP 170 double their improvement in college-level writing skills in comparison with students who do not take RWPDP 170.

Students who do not complete the Summer Writing Assessment will be designated as not having started the College's requirement in writing proficiency.

Note: Reminders and instructions for the Summer Writing Assessment will be sent to your Whitman email.

Center for Writing and Speaking

The Center for Writing and Speaking (COWS) offers support for all students at Whitman College. COWS offers trained student tutors, writing workshops and one-on-one consultations on writing and speaking. COWS is available to help you along every step of the writing process—from brainstorming to polishing. You can find COWS in Olin Hall, Room 191. Drop in or make an appointment. Learn more at whitman.edu/cows.

The college supports writing in a variety of ways. Some courses across the college employ writing fellows who support instruction in writing, and the Department of Rhetoric, Writing and Public Discourse offers coursework at all levels.

Assessment Accommodations

If you require support for equitable access, please contact our Academic Resource Center at arc@whitman.edu or 509-527-5213. Accommodations for the writing assessment and/or Fall '22 RWPDP 170 section placement must be arranged before July 15!

Placement Tools & Tests

If you are interested in taking calculus, chemistry and foreign language courses, you are advised to take a placement exam in order to register for the correct course. These tests are available online and should be taken by July 15. Access the exams at whit.mn/place.

Chemistry

The Chemistry Department has three tracks of introductory chemistry; which track you pursue depends on your interest and the other courses you have taken in the subject. Track 1 is for students who are considering a major outside of the sciences, and Tracks 2 and 3 are for students who are considering a major in biology, biochemistry, biophysics and molecular biology (BBMB), chemistry or geology, or pursuing a health career. The Chemistry Placement Tool is required for all students interested in either Track 2 or 3. One semester of an introductory course with lab from either Track 2 or 3 is recommended for students considering a geology major. If you have any questions, contact Associate Professor Nate Boland at bolandne@whitman.edu or 509-527-5906, or Associate Professor Tim Machonkin at machonte@whitman.edu or 509-527-5799.

AP AND IB CREDIT — If you received a score of 4 or 5 on the AP Chemistry exam or a score of 5, 6 or 7 on the IB Chemistry exam, you will receive three credits of general chemistry (CHEM 125) after Whitman College receives your exam report. Students cannot earn credit toward the CHEM 135 lab. All students, even those with AP or IB chemistry credit, are required to complete the chemistry placement test.

TRACK 1 — These introductory courses, intended for students not majoring in the sciences, fulfill the science and the quantitative analysis distribution requirement. They introduce chemistry concepts in the context of applied disciplines. You may take either course for credit, but not both.

- **CHEM 100** — Introduction to Environmental Chemistry
- **CHEM 102** — The Chemistry of Art

TRACK 2 — Introductory courses review foundational knowledge covered in a typical high school chemistry course, but in more depth, and introduce

advanced concepts required for students majoring in a science discipline.

- **CHEM 111** — Problem-Solving in Chemistry. This class is a co-requisite for CHEM 125, depending on your placement score.
- **CHEM 125 and 126** — General Chemistry I and II
- **CHEM 135 and 136** — General Chemistry Lab I and II

TRACK 3 — Advanced general chemistry with lab (CHEM 140) is an accelerated one-semester course covering introductory general chemistry concepts in greater detail and at a faster pace while building on the background material learned in high school. This course also introduces advanced topics not covered in our regular general chemistry sequence in Track 2.

- **CHEM 140** — Advanced General Chemistry Lecture and Lab

Calculus

You can access the calculus placement exam at whit.mn/place. Most calculus exams given at Whitman limit the use of calculators, so your placement exam will be most accurate if you do not use a calculator. The exam will help you and our faculty determine which of the following courses will best suit you:

- **MATH124 — Introduction to Calculus** — This is the appropriate course for students who have not taken precalculus and are interested in a major requiring one or more calculus courses. The material is presented in a way that introduces the ideas of precalculus alongside the ideas of Calculus I. Students successfully completing this course will be ready for Calculus II.
- **MATH 125 — Calculus I** — This is the appropriate course for students who have never taken calculus and are interested in a major requiring one or more calculus courses. It is important that the student have a good background in precalculus skills as very little review of prerequisite material is provided.
- **MATH 126 — Calculus II** — Most students who earned a 4 or 5 on the Calculus AB exam are successful in this course. You will earn three credits on your transcript from your AP exam. Some of the topics in



Math 126 on integration will be familiar, but most of the material on sequences and series will be new.

MATH 225 – Calculus III — If you earned a 4 or 5 on the Calculus BC exam, you should enroll in this course. You will earn six credits on your transcript from your AP exam. Students who earned a 4 or 5 on the Calculus AB exam can take the placement exam to see if they are ready for MATH 225. If you start in MATH 225, you will receive only three credits on your transcript from the AP exam. However, successful completion of MATH 225 means you do not need to have credit for MATH 126 on your transcript.

The results of your placement test are not binding. You may choose to enroll in a lower-level calculus course if you do not feel prepared for Calculus II or Calculus III, but then you will not be awarded the corresponding AP credit on your transcript. You must submit a decision to the Whitman Registrar’s Office via your Whitman email account.

If you are unsure which course is best for you after the placement exam, contact Professor and Chair of Mathematics David Guichard at guichard@whitman.edu. If, after the first week or

so of classes, you decide a different level of calculus is better suited for you, you may change sections during the standard add/drop period.

Foreign Languages

Whitman College offers courses in Chinese, French, German, Classical Greek, Japanese, Latin and Spanish, with majors in Chinese, Classics and Classical Studies, French and Francophone Studies, German Studies, Hispanic Studies, and South Asian and Middle Eastern Studies, as well as minors in each of these areas.

Students who have studied French, German, Japanese or Spanish must take a placement test before enrolling in a course in that language. It is not necessary to take the placement test if you are beginning a foreign language you have not previously studied. Activate your Whitman account and then go to whit.mn/place to access the online assessment. Students who need to take the Japanese placement exam should contact Associate Professor Yuki Shigeto at shigety@whitman.edu.

Students who need to determine placement for Latin or Greek should contact Associate Professor Kate Shea sheakj@whitman.edu.

If you have questions or need assistance selecting the correct language course, contact:

Chinese	Associate Professor Donghui He	hed@whitman.edu	509-527-5891
Latin or Greek	Associate Professor Kate Shea	sheakj@whitman.edu	509-527-5894
French	Professor Jack Iverson	iversojr@whitman.edu	509-526-4750
German	Associate Professor Emily Jones	jonesee@whitman.edu	509-527-5756
Hispanic Studies	Associate Professor Carlos Vargas-Salgado	vargasca@whitman.edu	509-527-5784
Japanese	Associate Professor Yuki Shigeto	shigety@whitman.edu	509-527-5785

Fall 2022 Academic Calendar

International students arrive	AUGUST 19
International Student Orientation	AUGUST 20-24
Move-In Day for domestic students	AUGUST 24
New Student Orientation begins	AUGUST 24
Fall semester classes begin	AUGUST 30
Fall break	OCTOBER 6-7
Family Weekend	OCTOBER 21-23
Thanksgiving break	NOVEMBER 21-25
Fall final exams	DECEMBER 12-16



Fall Orientation 2022

FIRST DAY. FIRST WEEK. **FIRST OF MANY AMAZING TIMES AHEAD.**

We're planning quite a kickoff for your Whitman experience. You'll explore Whitman, meet new people, have some fun—all while learning about campus resources, student clubs and more!

International Student Check In: Aug. 19

International Student Orientation: Aug. 20–24

New Student Orientation: Aug. 24–29

Stay tuned for more details on in-person orientation in Walla Walla, as well as virtual orientation components you will complete over the summer. It will all be in Juli's Monday emails. (See page 3.)



OWLS **Your Opening Week Leaders**

Whooooo's excited to meet you?! YOUR OWL.

We've recruited a group of enthusiastic and wise Whitties—who have been in your place—to be with you on your first week journey. They'll lead small groups of new students during orientation, and be a friendly face and helpful resource along the way.

AUGUST 25

Welcoming Whitman Families

Family Orientation will be held Thursday, Aug. 25. For families who can't attend, some sessions will be recorded and available online. More information about Family Orientation will be posted at whitman.edu/parents.



WhitLife: Endless Possibilities

At Whitman, you'll find so many ways to get involved, including interest and affinity clubs, club sports, community service programs, Greek Life and so much more!

You can see a list of existing clubs and organizations at whitman.presence.io.

When you get involved on campus, you'll meet other Whitties, develop leadership skills, expand your interests, explore new ideas and give back to the community. These activities also give you skills you need to be successful after graduation.

EXPLORE, DABBLE, START UP! Try something new that sounds interesting. You never know where you will discover a new passion or opportunity to learn and grow. And like many Whitties before, you may decide to start your own club or organization!

Pathways Leadership Program

Pathways is a self-directed leadership program that engages interested Whitman students in personal growth and development. Through Pathways, you will—over four years—develop your leadership skills as you explore and evolve and prepare for pursuits and passions after Whitman.

STEP-BY-STEP SUCCESS. The Pathways Leadership Program takes you from your first year to celebrating your success and earning a Pathways Leadership Award your senior year. Learn more at whit.mn/pathways.

WOOT! New Program for First-Year Whitties



The Whitman College Outdoor Program (OP) has created a new program just for you: **Whitman Outdoor Orientation Trips (WOOT)**.

WOOT is sponsoring outdoor adventures during fall break weekend (Oct. 6-9, 2022) designed for first-year students to get out into the wilderness with fellow Whitties. New friends, new places ... what could be better?!

Learn more about the trips at whit.mn/WOOT.

The OP will be here for you all year long. Take a mountain biking class. Learn to climb. Kayak in the pool. Go snowshoeing. Rent some gear. Adventure awaits!



Meet Your Campus Support Team

While you're a student at Whitman, you'll have a team of faculty, staff and students who are dedicated to your success. You'll meet the members of your support team during orientation events. These individuals are here to help you get settled in your residence hall, provide additional academic, social and emotional support, provide career and internship opportunities, and so much more. They'll get to know you, your goals and dreams, and help you achieve them. We encourage you to meet with the members of your support team often to make the most of your time at Whitman and the resources available to you.



Academic Resource Center

The Academic Resource Center (ARC) is available to help you succeed academically. ARC assists students who need accommodations and provides academic coaching. ARC also oversees the peer tutoring program.

Disability Support Services

Whitman College is committed to making our campus, classes and activities accessible to all students, including those with physical, medical, learning and psychological disabilities.

If you need accommodations—whether in academics, residence life or around campus—please contact our Academic Resource Center at arc@whitman.edu or **509-527-5213** prior to arriving on campus. This helps us provide the best service to all students and ensures you have what you need to be successful. Learn more at whit.mn/dss.


Career Coaching

At Whitman, you won't wait until your senior year to begin thinking about your best life after college. The Career and Community Engagement Center oversees our innovative Career Coaching program.

Right from the start, your Career Coach will introduce you to resources, programs, groups and opportunities to enhance your areas of study and to **PROMOTE GROWTH AND PROFESSIONAL DEVELOPMENT** as you consider what passions and careers speak to you. The center will be there for you every step of the way—from first year to first career. Expect to hear more on this over the summer!

Activate your account

Don't miss any important updates. Plan on checking your Whitman email weekly throughout the summer.



Find your passion

Whitman students thrive thanks to the support and community of our many student clubs and organizations.



Something for everyone! Don't miss the 2022 Activities Fair: Monday, Aug. 29, 9 a.m. to 1 p.m.

Welty Student Health and Counseling Centers

The college recognizes mental and physical health as essential to student learning. The Welty Student Health and Counseling Centers, conveniently located on campus at the intersection of Boyer Avenue and Merriam Street, offer primary health care and counseling services. While housed in the same area, the services each area offers, as well as staff and hours of operations, are different.

Welty Student Health Center

The center is staffed by registered nurses. Medical providers are on site each weekday for medical evaluation and treatment.

In order for us to provide the most effective health service, please complete the Welty Student Health Form online at whit.mn/checkin by Aug. 15, 2022.

Required Immunizations — Proof of COVID-19 vaccination will be required for all students for the 2022-2023 academic year. Students who choose not to get vaccinated, with a very narrow exception for medical and religious reasons, will not be allowed to start school in the fall and will need to take a leave of absence.


The college also requires you to provide evidence you received two doses of Mumps, Measles and Rubella (MMR) after your first birthday. Other vaccine dates are appreciated but not required. Failure to provide immunization records will result in you being unable to register for fall semester classes.

Tuberculosis Screening — If you answer yes to any of the following questions, you will be required to have an additional tuberculosis screening. This blood test is conducted at the Welty Student Health Center during orientation activities.

- Have you ever had a positive tuberculosis skin or blood test?
- Were you born in or had frequent prolonged visits to any of these continents: Central America, South America, Africa, Eastern Europe, Asia?
- Have you been vaccinated with BCG vaccine? This is a tuberculosis vaccine given routinely in countries outside the United States.
- Have you been a resident, volunteer or health care worker serving those with increased tuberculosis risk?

Health and Accident Insurance

Health and accident insurance is important for



Welty Student Health Center

Address 11 Merriam St.
Walla Walla, WA 99362

Phone 509-527-5281
509-527-5295

Fax 509-527-4999

Web whitman.edu/health-center

all Whitman College students. It is the college's expectation that all students have personal health insurance. As an international student, the college will provide a plan for you and charge it to your student account. If you have insurance questions, contact health center Director Claudia Ness at **509-527-5040** or International Student Advisor Greg Lecki at **509-527-5001**. The health center is open to all degree-seeking students regardless of the type of health insurance you have.

Medical Records and Confidentiality

Your medical record is not part of the college academic records system; it remains in the health center and is strictly confidential. No medical information can be released without your written permission, and you may designate what information is to be given and to whom it is to be directed.

Exceptions to the confidentiality rule will be made only in case of a court order, reportable communicable diseases or results of a criminal offense.

Parents may contact the health center with questions and concerns. However, in compliance with the federal Health Insurance Portability and Accountability Act (HIPAA), we are unable to release information regarding their student's health records or health status unless the student has signed a release of information form specifically allowing their parents to have access to their health status or records.

Health Center Services

- Nursing care with licensed staff
- Physician available for examination and consultation daily
- Gynecological services
- Simple lab tests (such as strep tests, urinalysis, mono, etc.) available on-site
- Blood draws, which are sent to facilities off-site for lab test results
- Routine immunizations, including flu shots
- Medical equipment for loan, such as crutches
- Transportation, as needed, to health appointments in the community
- Physical examinations required by outside organizations (overseas study, Peace Corps, etc.)
- Student employment
- Health care education, counseling and consultation
- Internet access in student lounge and all patient rooms
- Travel health consult and immunizations available
- Testing for sexually transmitted disease

Whitman College Counseling Center

We are here to be sensitive to your mental health needs and assist you in moving toward psychological wellness. We are staffed by Master and Doctoral level, licensed mental health practitioners who will work with you to decide on the best approach for you.

Counseling Center Services

We offer a variety of services free of charge, including individual, group and consultation meetings. One of our mental health practitioners will talk with you about your concerns and use their education and training along with the information you share to determine how to best help you. Some students will become clients of the counseling center, while others may be referred to a group, teletherapy contracted by Whitman College or mental health practitioner off-campus.

Confidentiality

The Whitman College Counseling Center ensures confidentiality in keeping with ethical standards and legal requirements of the state of Washington (RCW 70.02.050). The information you share with us will be treated as private and confidential. Your information can be shared with others if you give written consent/permission. Mental health practitioners may share necessary confidential information in the following situations without your authorization:

- For essential government functions and judicial/law enforcement proceedings
 - For assistance to public health activities
- All Whitman mental health practitioners are mandated reporters in the state of Washington. By law, they are required to disclose certain confidential information, including suspected abuse or neglect of children, suspected abuse and neglect of vulnerable adults (RCW 26.44.03) or as otherwise required by law.

Counseling Center

Address 502 Boyer Ave.
Walla Walla, WA 99362

Phone 509-527-5195

Fax 509-527-4904

Web whitman.edu/counseling-center

IN AN EMERGENCY: The Walla Walla Crisis Team can assist Whitman students, on and off campus, with mental health emergencies. Call **509-524-2999** or **911**.

Whitman College Contact Information

Academic Resource Center	509-527-5213
Admission	509-527-5176
Athletics	509-527-5921
Bookstore	509-527-5274
Career and Community Engagement Center	509-527-5183
Counseling Center	509-527-5195
Dean of the Faculty	509-527-5397
Dean of Students	509-527-5158
Financial Aid	509-527-5178
Health Center	509-527-5281
Intercultural Center	509-527-5177
International Student Support Services	509-527-5005
LGBTQIA+ Student Services	509-527-4410
Orientation	509-527-5208
Outdoor Program	509-527-5965
Penrose Library	509-527-5191
Post Office	509-527-5903
President's Office	509-527-5132
Registrar	509-527-5983
Reid Campus Center	509-527-5200
Religious and Spiritual Life	509-527-4449
Residence Life	509-527-5297
Security	509-527-5777
Student Accounts	509-527-5143
Technology Services	509-527-4976



WHITMAN COLLEGE

Whitman College is located on the traditional Cayuse, Umatilla and Walla Walla homelands. We pay our respect to tribal elders both past and present and extend our respect to all indigenous people today. We honor their stewardship of the land and ecosystem and commit to continuing that important work.

Whitman College has a strong commitment to the principle of nondiscrimination in all its forms. In its admission, educational and employment practices, programs and activities, Whitman College does not discriminate on the basis of race, color, sex (including pregnancy and parenting status), gender, gender identity or expression, genetic information, sexual orientation, religion, age, marital status, national origin, disability, veteran status or any other basis prohibited by the Civil Rights Act of 1964, Title IX of the Educational Amendments of 1972, Section 504 of the Rehabilitation Act of 1973 and applicable federal, state or local laws.

**Activate
Your Account**

whit.mn/acct



**Sign up and
learn more
about advising**

whit.mn/new-student-advising

