



# Technology Services

Here to support you

**UPDATED**

## General Technology Support


 M-F 8am-Noon & 1pm-10pm

 509-527-4976

 [support.whitman.edu](https://support.whitman.edu)

 [helpdesk@whitman.edu](mailto:helpdesk@whitman.edu)

## Online Teaching & Learning Support

 M-F 8am-5pm\*  
\*Evening and weekend hours: we will make every effort to respond to time-sensitive requests as quickly as possible.

 [canvas\\_help@whitman.edu](mailto:canvas_help@whitman.edu)

## 24x7 Support Options

Submit your own support ticket request:  
[my.whitman.edu/support](https://my.whitman.edu/support)

Search our how-to articles:  
[kb.whitman.edu](https://kb.whitman.edu)

Note: Some hours and services may change as our institutional, state, and federal situations change.