

---

# Single and Multivariable Calculus

*Late Transcendentals*

---



This work is licensed under a Creative Commons Attribution-NonCommercial-ShareAlike License. To view a copy of this license, visit <https://creativecommons.org/licenses/by-nc-sa/4.0/> or send a letter to Creative Commons, 543 Howard Street, 5th Floor, San Francisco, California, 94105, USA. If you distribute this work or a derivative, include the history of the document.

This text was initially written by David Guichard. The single variable material in chapters 1–9 is a modification and expansion of notes written by Neal Koblitz at the University of Washington, who generously gave permission to use, modify, and distribute his work. New material has been added, and old material has been modified, so some portions now bear little resemblance to the original.

The book includes some exercises and examples from *Elementary Calculus: An Approach Using Infinitesimals*, by H. Jerome Keisler, available at <http://www.math.wisc.edu/~keisler/calc.html> under a Creative Commons license. In addition, the chapter on differential equations (in the multivariable version) and the section on numerical integration are largely derived from the corresponding portions of Keisler’s book.

Some exercises are from the OpenStax Calculus books, available free at <https://openstax.org/subjects/math>.

Albert Schueller, Barry Balof, and Mike Wills have contributed additional material.

This copy of the text was compiled from source at 11:26 on 4/10/2025.

The current version of the text is available at <https://www.whitman.edu/mathematics/multivariable/>.

I will be glad to receive corrections and suggestions for improvement at [guichard@whitman.edu](mailto:guichard@whitman.edu).

*For Kathleen,  
without whose encouragement  
this book would not have  
been written.*





# Contents

## 1

<b>Analytic Geometry</b>	<b>15</b>
1.1 Lines . . . . .	16
1.2 Distance Between Two Points; Circles . . . . .	21
1.3 Functions . . . . .	22
1.4 Shifts and Dilations . . . . .	27

## 2

<b>Instantaneous Rate of Change: The Derivative</b>	<b>31</b>
2.1 The slope of a function . . . . .	31
2.2 An example . . . . .	36
2.3 Limits . . . . .	38
2.4 The Derivative Function . . . . .	48
2.5 Properties of Functions . . . . .	53

### 3

---

#### Rules for Finding Derivatives 57

<b>3.1</b>	The Power Rule . . . . .	57
<b>3.2</b>	Linearity of the Derivative . . . . .	60
<b>3.3</b>	The Product Rule . . . . .	62
<b>3.4</b>	The Quotient Rule . . . . .	64
<b>3.5</b>	The Chain Rule . . . . .	67

### 4

---

#### Trigonometric Functions 73

<b>4.1</b>	Trigonometric Functions . . . . .	73
<b>4.2</b>	The Derivative of $\sin x$ . . . . .	76
<b>4.3</b>	A hard limit . . . . .	77
<b>4.4</b>	The Derivative of $\sin x$ , continued . . . . .	80
<b>4.5</b>	Derivatives of the Trigonometric Functions . . . . .	81
<b>4.6</b>	Implicit Differentiation . . . . .	82
<b>4.7</b>	Limits revisited . . . . .	86

### 5

---

#### Curve Sketching 91

<b>5.1</b>	Maxima and Minima . . . . .	91
<b>5.2</b>	The first derivative test . . . . .	95
<b>5.3</b>	The second derivative test . . . . .	97
<b>5.4</b>	Concavity and inflection points . . . . .	98
<b>5.5</b>	Asymptotes and Other Things to Look For . . . . .	100

### 6

---

#### Applications of the Derivative 103

<b>6.1</b>	Optimization . . . . .	103
<b>6.2</b>	Related Rates . . . . .	115
<b>6.3</b>	Newton's Method . . . . .	123
<b>6.4</b>	Linear Approximations . . . . .	127
<b>6.5</b>	The Mean Value Theorem . . . . .	129

## 7

---

<b>Integration</b>	<b>133</b>
7.1 Two examples . . . . .	133
7.2 The Fundamental Theorem of Calculus . . . . .	137
7.3 Some Properties of Integrals . . . . .	144
7.4 Substitution . . . . .	148

## 8

---

<b>Applications of Integration</b>	<b>155</b>
8.1 Area between curves . . . . .	155
8.2 Distance, Velocity, Acceleration . . . . .	160
8.3 Volume . . . . .	163
8.4 Average value of a function . . . . .	170
8.5 Work . . . . .	173

## 9

---

<b>Transcendental Functions</b>	<b>179</b>
9.1 Inverse functions . . . . .	179
9.2 The natural logarithm . . . . .	185
9.3 The exponential function . . . . .	189
9.4 Other bases . . . . .	192
9.5 Inverse Trigonometric Functions . . . . .	196
9.6 Hyperbolic Functions . . . . .	199

## 10

---

<b>Techniques of Integration</b>	<b>205</b>
10.1 Powers of sine and cosine . . . . .	205
10.2 Trigonometric Substitutions . . . . .	207
10.3 Integration by Parts . . . . .	210
10.4 Rational Functions . . . . .	214
10.5 Numerical Integration . . . . .	218
10.6 Additional exercises . . . . .	223

# 11

---

## More Applications of Integration 225

11.1	Center of Mass . . . . .	225
11.2	Kinetic energy; improper integrals . . . . .	231
11.3	Probability . . . . .	235
11.4	Arc Length . . . . .	244
11.5	Surface Area . . . . .	246

# 12

---

## Polar Coordinates, Parametric Equations 253

12.1	Polar Coordinates . . . . .	253
12.2	Slopes in polar coordinates . . . . .	257
12.3	Areas in polar coordinates . . . . .	259
12.4	Parametric Equations . . . . .	262
12.5	Calculus with Parametric Equations . . . . .	265

# 13

---

## Sequences and Series 269

13.1	Sequences . . . . .	270
13.2	Series . . . . .	276
13.3	The Integral Test . . . . .	280
13.4	Alternating Series . . . . .	285
13.5	Comparison Tests . . . . .	287
13.6	Absolute Convergence . . . . .	290
13.7	The Ratio and Root Tests . . . . .	291
13.8	Power Series . . . . .	294
13.9	Calculus with Power Series . . . . .	297
13.10	Taylor Series . . . . .	299
13.11	Taylor's Theorem . . . . .	302
13.12	Additional exercises . . . . .	308

## 14

---

<b>Three Dimensions</b>	<b>311</b>
14.1 The Coordinate System . . . . .	311
14.2 Vectors . . . . .	314
14.3 The Dot Product . . . . .	320
14.4 The Cross Product . . . . .	326
14.5 Lines and Planes . . . . .	330
14.6 Other Coordinate Systems . . . . .	337

## 15

---

<b>Vector Functions</b>	<b>343</b>
15.1 Space Curves . . . . .	343
15.2 Calculus with vector functions . . . . .	345
15.3 Arc length and curvature . . . . .	353
15.4 Motion along a curve . . . . .	359

## 16

---

<b>Partial Differentiation</b>	<b>363</b>
16.1 Functions of Several Variables . . . . .	363
16.2 Limits and Continuity . . . . .	367
16.3 Partial Differentiation . . . . .	371
16.4 The Chain Rule . . . . .	378
16.5 Directional Derivatives . . . . .	381
16.6 Higher order derivatives . . . . .	386
16.7 Maxima and minima . . . . .	387
16.8 Lagrange Multipliers . . . . .	393

# 17

---

## Multiple Integration 399

17.1	Volume and Average Height . . . . .	399
17.2	Double Integrals in Cylindrical Coordinates . . . . .	409
17.3	Moment and Center of Mass . . . . .	414
17.4	Surface Area . . . . .	416
17.5	Triple Integrals . . . . .	418
17.6	Cylindrical and Spherical Coordinates . . . . .	421
17.7	Change of Variables . . . . .	425

# 18

---

## Vector Calculus 433

18.1	Vector Fields . . . . .	433
18.2	Line Integrals . . . . .	435
18.3	The Fundamental Theorem of Line Integrals . . . . .	439
18.4	Green's Theorem . . . . .	442
18.5	Divergence and Curl . . . . .	447
18.6	Vector Functions for Surfaces . . . . .	450
18.7	Surface Integrals . . . . .	456
18.8	Stokes's Theorem . . . . .	460
18.9	The Divergence Theorem . . . . .	464

# 19

---

## Differential Equations 469

19.1	First Order Differential Equations . . . . .	470
19.2	First Order Homogeneous Linear Equations . . . . .	474
19.3	First Order Linear Equations . . . . .	477
19.4	Approximation . . . . .	480
19.5	Second Order Homogeneous Equations . . . . .	483
19.6	Second Order Linear Equations . . . . .	487
19.7	Second Order Linear Equations, take two . . . . .	491

## **A**

---

Selected Answers

**495**

## **B**

---

Useful Formulas

**523**

---

Index

**527**





# Introduction

The emphasis in this course is on problems—doing calculations and story problems. To master problem solving one needs a tremendous amount of practice doing problems. The more problems you do the better you will be at doing them, as patterns will start to emerge in both the problems and in successful approaches to them. You will learn fastest and best if you devote some time to doing problems every day.

Typically the most difficult problems are story problems, since they require some effort before you can begin calculating. Here are some pointers for doing story problems:

1. Carefully read each problem twice before writing anything.
2. Assign letters to quantities that are described only in words; draw a diagram if appropriate.
3. Decide which letters are constants and which are variables. A letter stands for a constant if its value remains the same throughout the problem.
4. Using mathematical notation, write down what you know and then write down what you want to find.
5. Decide what category of problem it is (this might be obvious if the problem comes at the end of a particular chapter, but will not necessarily be so obvious if it comes on an exam covering several chapters).
6. Double check each step as you go along; don't wait until the end to check your work.
7. Use common sense; if an answer is out of the range of practical possibilities, then check your work to see where you went wrong.

### Suggestions for Using This Text

1. Read the example problems carefully, filling in any steps that are left out (ask someone for help if you can't follow the solution to a worked example).
2. Later use the worked examples to study by covering the solutions, and seeing if you can solve the problems on your own.
3. Most exercises have answers in Appendix A; the availability of an answer is marked by " $\Rightarrow$ " at the end of the exercise. Clicking on the arrow will take you to the answer. The answers should be used only as a final check on your work, not as a crutch. Keep in mind that sometimes an answer could be expressed in various ways that are algebraically equivalent, so don't assume that your answer is wrong just because it doesn't have exactly the same form as the given answer.
4. A few figures in the pdf and print versions of the book are marked with "(AP)" at the end of the caption. Clicking on this in the pdf should open a related interactive applet or Sage worksheet in your web browser. Occasionally another link will do the same thing, like [this example](#). (Note to users of a printed text: the words "this example" in the pdf file are blue, and are a link to a Sage worksheet.) In the html version of the text, these features appear in the text itself.

# 1

## Analytic Geometry

Much of the mathematics in this chapter will be review for you. However, the examples will be oriented toward applications and so will take some thought.

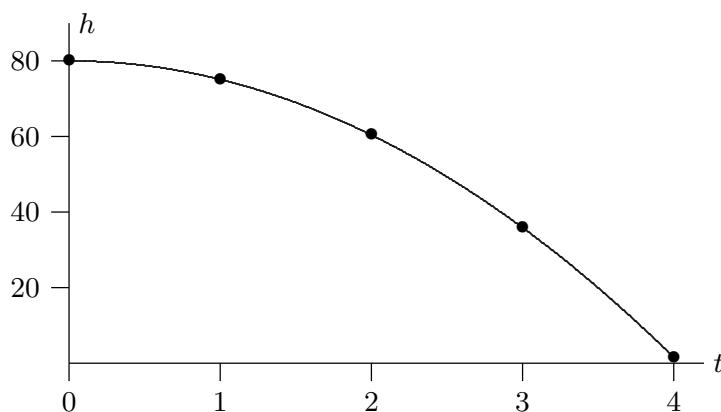
In the  $(x, y)$  coordinate system we normally write the  $x$ -axis horizontally, with positive numbers to the right of the origin, and the  $y$ -axis vertically, with positive numbers above the origin. That is, unless stated otherwise, we take “rightward” to be the positive  $x$ -direction and “upward” to be the positive  $y$ -direction. In a purely mathematical situation, we normally choose the same scale for the  $x$ - and  $y$ -axes. For example, the line joining the origin to the point  $(a, a)$  makes an angle of  $45^\circ$  with the  $x$ -axis (and also with the  $y$ -axis).

In applications, often letters other than  $x$  and  $y$  are used, and often different scales are chosen in the horizontal and vertical directions. For example, suppose you drop something from a window, and you want to study how its height above the ground changes from second to second. It is natural to let the letter  $t$  denote the time (the number of seconds since the object was released) and to let the letter  $h$  denote the height. For each  $t$  (say, at one-second intervals) you have a corresponding height  $h$ . This information can be tabulated, and then plotted on the  $(t, h)$  coordinate plane, as shown in figure 1.0.1.

We use the word “quadrant” for each of the four regions into which the plane is divided by the axes: the first quadrant is where points have both coordinates positive, or the “northeast” portion of the plot, and the second, third, and fourth quadrants are counted off counterclockwise, so the second quadrant is the northwest, the third is the southwest, and the fourth is the southeast.

Suppose we have two points  $A$  and  $B$  in the  $(x, y)$ -plane. We often want to know the change in  $x$ -coordinate (also called the “horizontal distance”) in going from  $A$  to  $B$ . This

seconds	0	1	2	3	4
meters	80	75.1	60.4	35.9	1.6



**Figure 1.0.1** A data plot, height versus time.

is often written  $\Delta x$ , where the meaning of  $\Delta$  (a capital delta in the Greek alphabet) is “change in”. (Thus,  $\Delta x$  can be read as “change in  $x$ ” although it usually is read as “delta  $x$ ”. The point is that  $\Delta x$  denotes a single number, and should not be interpreted as “delta times  $x$ ”.) For example, if  $A = (2, 1)$  and  $B = (3, 3)$ ,  $\Delta x = 3 - 2 = 1$ . Similarly, the “change in  $y$ ” is written  $\Delta y$ . In our example,  $\Delta y = 3 - 1 = 2$ , the difference between the  $y$ -coordinates of the two points. It is the vertical distance you have to move in going from  $A$  to  $B$ . The general formulas for the change in  $x$  and the change in  $y$  between a point  $(x_1, y_1)$  and a point  $(x_2, y_2)$  are:

$$\Delta x = x_2 - x_1, \quad \Delta y = y_2 - y_1.$$

Note that either or both of these might be negative.

## 1.1 LINES

If we have two points  $A(x_1, y_1)$  and  $B(x_2, y_2)$ , then we can draw one and only one line through both points. By the *slope* of this line we mean the ratio of  $\Delta y$  to  $\Delta x$ . The slope is often denoted  $m$ :  $m = \Delta y / \Delta x = (y_2 - y_1) / (x_2 - x_1)$ . For example, the line joining the points  $(1, -2)$  and  $(3, 5)$  has slope  $(5 + 2) / (3 - 1) = 7/2$ .

**EXAMPLE 1.1.1** According to the 1990 U.S. federal income tax schedules, a head of household paid 15% on taxable income up to \$26050. If taxable income was between \$26050 and \$134930, then, in addition, 28% was to be paid on the amount between \$26050 and \$67200, and 33% paid on the amount over \$67200 (if any). Interpret the tax bracket

information (15%, 28%, or 33%) using mathematical terminology, and graph the tax on the  $y$ -axis against the taxable income on the  $x$ -axis.

The percentages, when converted to decimal values 0.15, 0.28, and 0.33, are the *slopes* of the straight lines which form the graph of the tax for the corresponding tax brackets. The tax graph is what's called a *polygonal line*, i.e., it's made up of several straight line segments of different slopes. The first line starts at the point (0,0) and heads upward with slope 0.15 (i.e., it goes upward 15 for every increase of 100 in the  $x$ -direction), until it reaches the point above  $x = 26050$ . Then the graph “bends upward,” i.e., the slope changes to 0.28. As the horizontal coordinate goes from  $x = 26050$  to  $x = 67200$ , the line goes upward 28 for each 100 in the  $x$ -direction. At  $x = 67200$  the line turns upward again and continues with slope 0.33. See figure 1.1.1.  $\square$

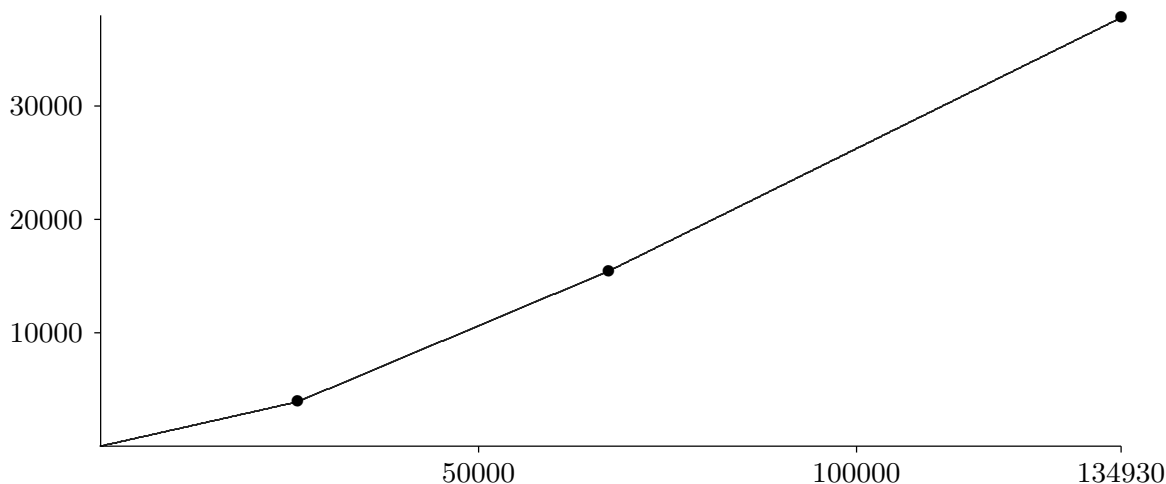


Figure 1.1.1 Tax vs. income.

The most familiar form of the equation of a straight line is:  $y = mx + b$ . Here  $m$  is the slope of the line: if you increase  $x$  by 1, the equation tells you that you have to increase  $y$  by  $m$ . If you increase  $x$  by  $\Delta x$ , then  $y$  increases by  $\Delta y = m\Delta x$ . The number  $b$  is called the **y-intercept**, because it is where the line crosses the  $y$ -axis. If you know two points on a line, the formula  $m = (y_2 - y_1)/(x_2 - x_1)$  gives you the slope. Once you know a point and the slope, then the  $y$ -intercept can be found by substituting the coordinates of either point in the equation:  $y_1 = mx_1 + b$ , i.e.,  $b = y_1 - mx_1$ . Alternatively, one can use the “point-slope” form of the equation of a straight line: start with  $(y - y_1)/(x - x_1) = m$  and then multiply to get  $(y - y_1) = m(x - x_1)$ , the point-slope form. Of course, this may be further manipulated to get  $y = mx - mx_1 + y_1$ , which is essentially the “ $mx + b$ ” form.

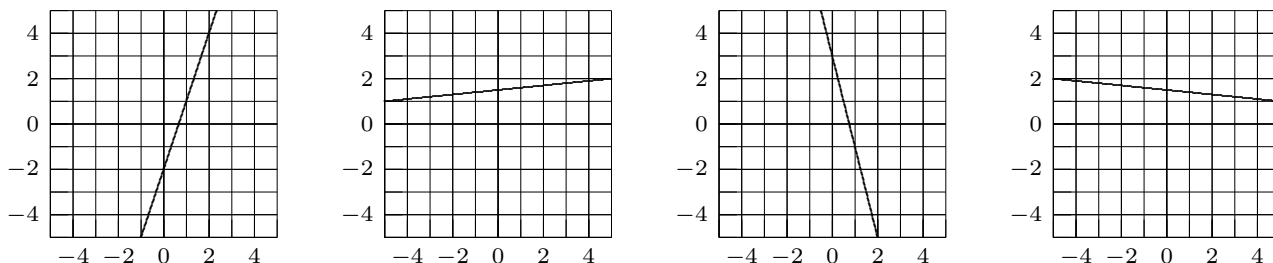
It is possible to find the equation of a line between two points directly from the relation  $(y - y_1)/(x - x_1) = (y_2 - y_1)/(x_2 - x_1)$ , which says “the slope measured between the point  $(x_1, y_1)$  and the point  $(x_2, y_2)$  is the same as the slope measured between the point  $(x_1, y_1)$

and any other point  $(x, y)$  on the line.” For example, if we want to find the equation of the line joining our earlier points  $A(2, 1)$  and  $B(3, 3)$ , we can use this formula:

$$\frac{y - 1}{x - 2} = \frac{3 - 1}{3 - 2} = 2, \quad \text{so that} \quad y - 1 = 2(x - 2), \quad \text{i.e.,} \quad y = 2x - 3.$$

Of course, this is really just the point-slope formula, except that we are not computing  $m$  in a separate step.

The slope  $m$  of a line in the form  $y = mx + b$  tells us the direction in which the line is pointing. If  $m$  is positive, the line goes into the 1st quadrant as you go from left to right. If  $m$  is large and positive, it has a steep incline, while if  $m$  is small and positive, then the line has a small angle of inclination. If  $m$  is negative, the line goes into the 4th quadrant as you go from left to right. If  $m$  is a large negative number (large in absolute value), then the line points steeply downward; while if  $m$  is negative but near zero, then it points only a little downward. These four possibilities are illustrated in figure 1.1.2.



**Figure 1.1.2** Lines with slopes 3, 0.1,  $-4$ , and  $-0.1$ .

If  $m = 0$ , then the line is horizontal: its equation is simply  $y = b$ .

There is one type of line that cannot be written in the form  $y = mx + b$ , namely, vertical lines. A vertical line has an equation of the form  $x = a$ . Sometimes one says that a vertical line has an “infinite” slope.

Sometimes it is useful to find the  $x$ -intercept of a line  $y = mx + b$ . This is the  $x$ -value when  $y = 0$ . Setting  $mx + b$  equal to 0 and solving for  $x$  gives:  $x = -b/m$ . For example, the line  $y = 2x - 3$  through the points  $A(2, 1)$  and  $B(3, 3)$  has  $x$ -intercept  $3/2$ .

**EXAMPLE 1.1.2** Suppose that you are driving to Seattle at constant speed, and notice that after you have been traveling for 1 hour (i.e.,  $t = 1$ ), you pass a sign saying it is 110 miles to Seattle, and after driving another half-hour you pass a sign saying it is 85 miles to Seattle. Using the horizontal axis for the time  $t$  and the vertical axis for the distance  $y$  from Seattle, graph and find the equation  $y = mt + b$  for your distance from Seattle. Find the slope,  $y$ -intercept, and  $t$ -intercept, and describe the practical meaning of each.

The graph of  $y$  versus  $t$  is a straight line because you are traveling at constant speed. The line passes through the two points  $(1, 110)$  and  $(1.5, 85)$ , so its slope is  $m = (85 -$

$110)/(1.5 - 1) = -50$ . The meaning of the slope is that you are traveling at 50 mph;  $m$  is negative because you are traveling *toward* Seattle, i.e., your distance  $y$  is *decreasing*. The word “velocity” is often used for  $m = -50$ , when we want to indicate direction, while the word “speed” refers to the magnitude (absolute value) of velocity, which is 50 mph. To find the equation of the line, we use the point-slope formula:

$$\frac{y - 110}{t - 1} = -50, \quad \text{so that} \quad y = -50(t - 1) + 110 = -50t + 160.$$

The meaning of the  $y$ -intercept 160 is that when  $t = 0$  (when you started the trip) you were 160 miles from Seattle. To find the  $t$ -intercept, set  $0 = -50t + 160$ , so that  $t = 160/50 = 3.2$ . The meaning of the  $t$ -intercept is the duration of your trip, from the start until you arrive in Seattle. After traveling 3 hours and 12 minutes, your distance  $y$  from Seattle will be 0. □

### Exercises 1.1.

1. Find the equation of the line through  $(1, 1)$  and  $(-5, -3)$  in the form  $y = mx + b$ .  $\Rightarrow$
2. Find the equation of the line through  $(-1, 2)$  with slope  $-2$  in the form  $y = mx + b$ .  $\Rightarrow$
3. Find the equation of the line through  $(-1, 1)$  and  $(5, -3)$  in the form  $y = mx + b$ .  $\Rightarrow$
4. Change the equation  $y - 2x = 2$  to the form  $y = mx + b$ , graph the line, and find the  $y$ -intercept and  $x$ -intercept.  $\Rightarrow$
5. Change the equation  $x + y = 6$  to the form  $y = mx + b$ , graph the line, and find the  $y$ -intercept and  $x$ -intercept.  $\Rightarrow$
6. Change the equation  $x = 2y - 1$  to the form  $y = mx + b$ , graph the line, and find the  $y$ -intercept and  $x$ -intercept.  $\Rightarrow$
7. Change the equation  $3 = 2y$  to the form  $y = mx + b$ , graph the line, and find the  $y$ -intercept and  $x$ -intercept.  $\Rightarrow$
8. Change the equation  $2x + 3y + 6 = 0$  to the form  $y = mx + b$ , graph the line, and find the  $y$ -intercept and  $x$ -intercept.  $\Rightarrow$
9. Determine whether the lines  $3x + 6y = 7$  and  $2x + 4y = 5$  are parallel.  $\Rightarrow$
10. Suppose a triangle in the  $x, y$ -plane has vertices  $(-1, 0)$ ,  $(1, 0)$  and  $(0, 2)$ . Find the equations of the three lines that lie along the sides of the triangle in  $y = mx + b$  form.  $\Rightarrow$
11. Suppose that you are driving to Seattle at constant speed. After you have been traveling for an hour you pass a sign saying it is 130 miles to Seattle, and after driving another 20 minutes you pass a sign saying it is 105 miles to Seattle. Using the horizontal axis for the time  $t$  and the vertical axis for the distance  $y$  from your starting point, graph and find the equation  $y = mt + b$  for your distance from your starting point. How long does the trip to Seattle take?  $\Rightarrow$
12. Let  $x$  stand for temperature in degrees Celsius (centigrade), and let  $y$  stand for temperature in degrees Fahrenheit. A temperature of  $0^\circ\text{C}$  corresponds to  $32^\circ\text{F}$ , and a temperature of  $100^\circ\text{C}$  corresponds to  $212^\circ\text{F}$ . Find the equation of the line that relates temperature Fahrenheit  $y$  to temperature Celsius  $x$  in the form  $y = mx + b$ . Graph the line, and find the point at which this line intersects  $y = x$ . What is the practical meaning of this point?  $\Rightarrow$

13. A car rental firm has the following charges for a certain type of car: \$25 per day with 100 free miles included, \$0.15 per mile for more than 100 miles. Suppose you want to rent a car for one day, and you know you'll use it for more than 100 miles. What is the equation relating the cost  $y$  to the number of miles  $x$  that you drive the car?  $\Rightarrow$
14. A photocopy store advertises the following prices: 5¢ per copy for the first 20 copies, 4¢ per copy for the 21st through 100th copy, and 3¢ per copy after the 100th copy. Let  $x$  be the number of copies, and let  $y$  be the total cost of photocopying. (a) Graph the cost as  $x$  goes from 0 to 200 copies. (b) Find the equation in the form  $y = mx + b$  that tells you the cost of making  $x$  copies when  $x$  is more than 100.  $\Rightarrow$
15. In the Kingdom of Xyg the tax system works as follows. Someone who earns less than 100 gold coins per month pays no tax. Someone who earns between 100 and 1000 gold coins pays tax equal to 10% of the amount over 100 gold coins that he or she earns. Someone who earns over 1000 gold coins must hand over to the King all of the money earned over 1000 in addition to the tax on the first 1000. (a) Draw a graph of the tax paid  $y$  versus the money earned  $x$ , and give formulas for  $y$  in terms of  $x$  in each of the regions  $0 \leq x \leq 100$ ,  $100 \leq x \leq 1000$ , and  $x \geq 1000$ . (b) Suppose that the King of Xyg decides to use the second of these line segments (for  $100 \leq x \leq 1000$ ) for  $x \leq 100$  as well. Explain in practical terms what the King is doing, and what the meaning is of the  $y$ -intercept.  $\Rightarrow$
16. The tax for a single taxpayer is described in the figure 1.1.3. Use this information to graph tax versus taxable income (i.e.,  $x$  is the amount on Form 1040, line 37, and  $y$  is the amount on Form 1040, line 38). Find the slope and  $y$ -intercept of each line that makes up the polygonal graph, up to  $x = 97620$ .  $\Rightarrow$

## 1990 Tax Rate Schedules

<b>Schedule X</b> —Use if your filing status is <b>Single</b>				<b>Schedule Z</b> —Use if your filing status is <b>Head of household</b>			
If the amount on Form 1040 line 37 is over:	But not over:	Enter on Form 1040 line 38	of the amount over:	If the amount on Form 1040 line 37 is over:	But not over:	Enter on Form 1040 line 38	of the amount over:
\$0	\$19,450	<b>15%</b>	<b>\$0</b>	\$0	\$26,050	<b>15%</b>	<b>\$0</b>
19,450	47,050	<b>\$2,917.50+28%</b>	<b>19,450</b>	26,050	67,200	<b>\$3,907.50+28%</b>	<b>26,050</b>
47,050	97,620	<b>\$10,645.50+33%</b>	<b>47,050</b>	67,200	134,930	<b>\$15,429.50+33%</b>	<b>67,200</b>
97,620	.....	Use <b>Worksheet</b> below to figure your tax		134,930	.....	Use <b>Worksheet</b> below to figure your tax	

Figure 1.1.3 Tax Schedule.

17. Market research tells you that if you set the price of an item at \$1.50, you will be able to sell 5000 items; and for every 10 cents you lower the price below \$1.50 you will be able to sell another 1000 items. Let  $x$  be the number of items you can sell, and let  $P$  be the price of an item. (a) Express  $P$  linearly in terms of  $x$ , in other words, express  $P$  in the form  $P = mx + b$ . (b) Express  $x$  linearly in terms of  $P$ .  $\Rightarrow$
18. An instructor gives a 100-point final exam, and decides that a score 90 or above will be a grade of 4.0, a score of 40 or below will be a grade of 0.0, and between 40 and 90 the grading



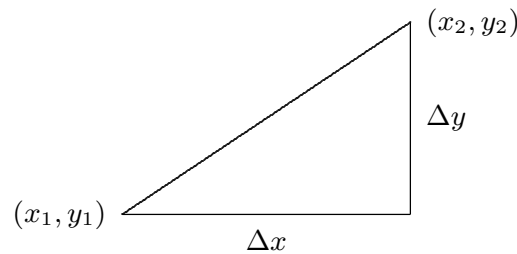
will be linear. Let  $x$  be the exam score, and let  $y$  be the corresponding grade. Find a formula of the form  $y = mx + b$  which applies to scores  $x$  between 40 and 90.  $\Rightarrow$

## 1.2 DISTANCE BETWEEN TWO POINTS; CIRCLES

Given two points  $(x_1, y_1)$  and  $(x_2, y_2)$ , recall that their horizontal distance from one another is  $\Delta x = x_2 - x_1$  and their vertical distance from one another is  $\Delta y = y_2 - y_1$ . (Actually, the word “distance” normally denotes “positive distance”.  $\Delta x$  and  $\Delta y$  are *signed* distances, but this is clear from context.) The actual (positive) distance from one point to the other is the length of the hypotenuse of a right triangle with legs  $|\Delta x|$  and  $|\Delta y|$ , as shown in figure 1.2.1. The Pythagorean theorem then says that the distance between the two points is the square root of the sum of the squares of the horizontal and vertical sides:

$$\text{distance} = \sqrt{(\Delta x)^2 + (\Delta y)^2} = \sqrt{(x_2 - x_1)^2 + (y_2 - y_1)^2}.$$

For example, the distance between points  $A(2, 1)$  and  $B(3, 3)$  is  $\sqrt{(3 - 2)^2 + (3 - 1)^2} = \sqrt{5}$ .



**Figure 1.2.1** Distance between two points,  $\Delta x$  and  $\Delta y$  positive.

As a special case of the distance formula, suppose we want to know the distance of a point  $(x, y)$  to the origin. According to the distance formula, this is  $\sqrt{(x - 0)^2 + (y - 0)^2} = \sqrt{x^2 + y^2}$ .

A point  $(x, y)$  is at a distance  $r$  from the origin if and only if  $\sqrt{x^2 + y^2} = r$ , or, if we square both sides:  $x^2 + y^2 = r^2$ . This is the equation of the circle of radius  $r$  centered at the origin. The special case  $r = 1$  is called the unit circle; its equation is  $x^2 + y^2 = 1$ .

Similarly, if  $C(h, k)$  is any fixed point, then a point  $(x, y)$  is at a distance  $r$  from the point  $C$  if and only if  $\sqrt{(x - h)^2 + (y - k)^2} = r$ , i.e., if and only if

$$(x - h)^2 + (y - k)^2 = r^2.$$

This is the equation of the circle of radius  $r$  centered at the point  $(h, k)$ . For example, the circle of radius 5 centered at the point  $(0, -6)$  has equation  $(x - 0)^2 + (y - (-6))^2 = 25$ , or  $x^2 + (y + 6)^2 = 25$ . If we expand this we get  $x^2 + y^2 + 12y + 36 = 25$  or  $x^2 + y^2 + 12y + 11 = 0$ , but the original form is usually more useful.

**EXAMPLE 1.2.1** Graph the circle  $x^2 - 2x + y^2 + 4y - 11 = 0$ . With a little thought we convert this to  $(x - 1)^2 + (y + 2)^2 - 16 = 0$  or  $(x - 1)^2 + (y + 2)^2 = 16$ . Now we see that this is the circle with radius 4 and center  $(1, -2)$ , which is easy to graph.  $\square$

### Exercises 1.2.

1. Find the equation of the circle of radius 3 centered at:

- |               |              |
|---------------|--------------|
| a) $(0, 0)$   | d) $(0, 3)$  |
| b) $(5, 6)$   | e) $(0, -3)$ |
| c) $(-5, -6)$ | f) $(3, 0)$  |

$\Rightarrow$

2. For each pair of points  $A(x_1, y_1)$  and  $B(x_2, y_2)$  find (i)  $\Delta x$  and  $\Delta y$  in going from  $A$  to  $B$ , (ii) the slope of the line joining  $A$  and  $B$ , (iii) the equation of the line joining  $A$  and  $B$  in the form  $y = mx + b$ , (iv) the distance from  $A$  to  $B$ , and (v) an equation of the circle with center at  $A$  that goes through  $B$ .

- |                         |                                     |
|-------------------------|-------------------------------------|
| a) $A(2, 0), B(4, 3)$   | d) $A(-2, 3), B(4, 3)$              |
| b) $A(1, -1), B(0, 2)$  | e) $A(-3, -2), B(0, 0)$             |
| c) $A(0, 0), B(-2, -2)$ | f) $A(0.01, -0.01), B(-0.01, 0.05)$ |

$\Rightarrow$

3. Graph the circle  $x^2 + y^2 + 10y = 0$ .

4. Graph the circle  $x^2 - 10x + y^2 = 24$ .

5. Graph the circle  $x^2 - 6x + y^2 - 8y = 0$ .

6. Find the standard equation of the circle passing through  $(-2, 1)$  and tangent to the line  $3x - 2y = 6$  at the point  $(4, 3)$ . Sketch. (Hint: The line through the center of the circle and the point of tangency is perpendicular to the tangent line.)  $\Rightarrow$

## 1.3 FUNCTIONS

A **function**  $y = f(x)$  is a rule for determining  $y$  when we're given a value of  $x$ . For example, the rule  $y = f(x) = 2x + 1$  is a function. Any line  $y = mx + b$  is called a **linear** function. The graph of a function looks like a curve above (or below) the  $x$ -axis, where for any value of  $x$  the rule  $y = f(x)$  tells us how far to go above (or below) the  $x$ -axis to reach the curve.

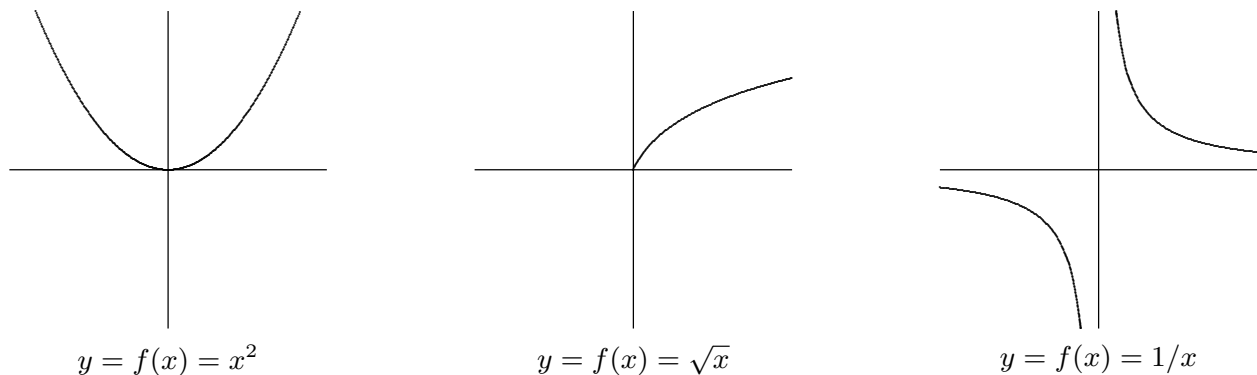
Functions can be defined in various ways: by an algebraic formula or several algebraic formulas, by a graph, or by an experimentally determined table of values. (In the latter case, the table gives a bunch of points in the plane, which we might then interpolate with a smooth curve, if that makes sense.)

Given a value of  $x$ , a function must give at most one value of  $y$ . Thus, vertical lines are not functions. For example, the line  $x = 1$  has infinitely many values of  $y$  if  $x = 1$ . It

is also true that if  $x$  is any number not 1 there is no  $y$  which corresponds to  $x$ , but that is not a problem—only multiple  $y$  values is a problem.

In addition to lines, another familiar example of a function is the parabola  $y = f(x) = x^2$ . We can draw the graph of this function by taking various values of  $x$  (say, at regular intervals) and plotting the points  $(x, f(x)) = (x, x^2)$ . Then connect the points with a smooth curve. (See figure 1.3.1.)

The two examples  $y = f(x) = 2x + 1$  and  $y = f(x) = x^2$  are both functions which can be evaluated at *any* value of  $x$  from negative infinity to positive infinity. For many functions, however, it only makes sense to take  $x$  in some interval or outside of some “forbidden” region. The set of  $x$ -values at which we’re allowed to evaluate the function is called the **domain** of the function.



**Figure 1.3.1** Some graphs.

For example, the square-root function  $y = f(x) = \sqrt{x}$  is the rule which says, given an  $x$ -value, take the nonnegative number whose square is  $x$ . This rule only makes sense if  $x$  is positive or zero. We say that the domain of this function is  $x \geq 0$ , or more formally  $\{x \in \mathbb{R} \mid x \geq 0\}$ . Alternately, we can use interval notation, and write that the domain is  $[0, \infty)$ . (In interval notation, square brackets mean that the endpoint is included, and a parenthesis means that the endpoint is not included.) The fact that the domain of  $y = \sqrt{x}$  is  $[0, \infty)$  means that in the graph of this function (see figure 1.3.1) we have points  $(x, y)$  only above  $x$ -values on the right side of the  $x$ -axis.

Another example of a function whose domain is not the entire  $x$ -axis is:  $y = f(x) = 1/x$ , the reciprocal function. We cannot substitute  $x = 0$  in this formula. The function makes sense, however, for any nonzero  $x$ , so we take the domain to be:  $\{x \in \mathbb{R} \mid x \neq 0\}$ . The graph of this function does not have any point  $(x, y)$  with  $x = 0$ . As  $x$  gets close to 0 from either side, the graph goes off toward infinity. We call the vertical line  $x = 0$  an **asymptote**.

To summarize, two reasons why certain  $x$ -values are excluded from the domain of a function are that (i) we cannot divide by zero, and (ii) we cannot take the square root

of a negative number. We will encounter some other ways in which functions might be undefined later.

Another reason why the domain of a function might be restricted is that in a given situation the  $x$ -values outside of some range might have no practical meaning. For example, if  $y$  is the area of a square of side  $x$ , then we can write  $y = f(x) = x^2$ . In a purely mathematical context the domain of the function  $y = x^2$  is all of  $\mathbb{R}$ . But in the story-problem context of finding areas of squares, we restrict the domain to positive values of  $x$ , because a square with negative or zero side makes no sense.

In a problem in pure mathematics, we usually take the domain to be all values of  $x$  at which the formulas can be evaluated. But in a story problem there might be further restrictions on the domain because only certain values of  $x$  are of interest or make practical sense.

In a story problem, often letters different from  $x$  and  $y$  are used. For example, the volume  $V$  of a sphere is a function of the radius  $r$ , given by the formula  $V = f(r) = \frac{4}{3}\pi r^3$ . Also, letters different from  $f$  may be used. For example, if  $y$  is the velocity of something at time  $t$ , we may write  $y = v(t)$  with the letter  $v$  (instead of  $f$ ) standing for the velocity function (and  $t$  playing the role of  $x$ ).

The letter playing the role of  $x$  is called the **independent variable**, and the letter playing the role of  $y$  is called the **dependent variable** (because its value “depends on” the value of the independent variable). In story problems, when one has to translate from English into mathematics, a crucial step is to determine what letters stand for variables. If only words and no letters are given, then we have to decide which letters to use. Some letters are traditional. For example, almost always,  $t$  stands for time.

**EXAMPLE 1.3.1** An open-top box is made from an  $a \times b$  rectangular piece of cardboard by cutting out a square of side  $x$  from each of the four corners, and then folding the sides up and sealing them with duct tape. Find a formula for the volume  $V$  of the box as a function of  $x$ , and find the domain of this function.

The box we get will have height  $x$  and rectangular base of dimensions  $a - 2x$  by  $b - 2x$ . Thus,

$$V = f(x) = x(a - 2x)(b - 2x).$$

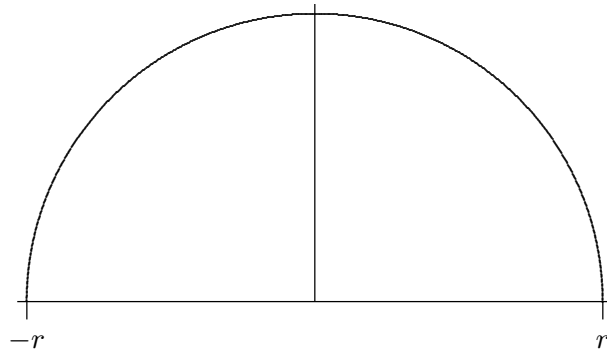
Here  $a$  and  $b$  are constants, and  $V$  is the variable that depends on  $x$ , i.e.,  $V$  is playing the role of  $y$ .

This formula makes mathematical sense for any  $x$ , but in the story problem the domain is much less. In the first place,  $x$  must be positive. In the second place, it must be less than half the length of either of the sides of the cardboard. Thus, the domain is

$$\{x \in \mathbb{R} \mid 0 < x < \frac{1}{2}(\text{minimum of } a \text{ and } b)\}.$$

In interval notation we write: the domain is the interval  $(0, \min(a, b)/2)$ . (You might think about whether we could allow 0 or  $\min(a, b)/2$  to be in the domain. They make a certain physical sense, though we normally would not call the result a box. If we were to allow these values, what would the corresponding volumes be? Does that make sense?)  $\square$

**EXAMPLE 1.3.2 Circle of radius  $r$  centered at the origin** The equation for this circle is usually given in the form  $x^2 + y^2 = r^2$ . To write the equation in the form  $y = f(x)$  we solve for  $y$ , obtaining  $y = \pm\sqrt{r^2 - x^2}$ . But *this is not a function*, because when we substitute a value in  $(-r, r)$  for  $x$  there are two corresponding values of  $y$ . To get a function, we must choose one of the two signs in front of the square root. If we choose the positive sign, for example, we get the upper semicircle  $y = f(x) = \sqrt{r^2 - x^2}$  (see figure 1.3.2). The domain of this function is the interval  $[-r, r]$ , i.e.,  $x$  must be between  $-r$  and  $r$  (including the endpoints). If  $x$  is outside of that interval, then  $r^2 - x^2$  is negative, and we cannot take the square root. In terms of the graph, this just means that there are no points on the curve whose  $x$ -coordinate is greater than  $r$  or less than  $-r$ .  $\square$



**Figure 1.3.2** Upper semicircle  $y = \sqrt{r^2 - x^2}$

**EXAMPLE 1.3.3** Find the domain of

$$y = f(x) = \frac{1}{\sqrt{4x - x^2}}.$$

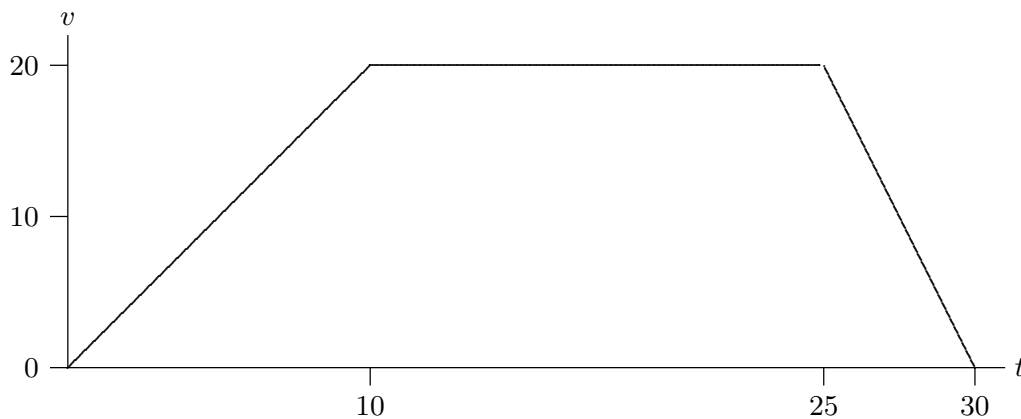
To answer this question, we must rule out the  $x$ -values that make  $4x - x^2$  negative (because we cannot take the square root of a negative number) and also the  $x$ -values that make  $4x - x^2$  zero (because if  $4x - x^2 = 0$ , then when we take the square root we get 0, and we cannot divide by 0). In other words, the domain consists of all  $x$  for which  $4x - x^2$  is strictly positive. We give two different methods to find out when  $4x - x^2 > 0$ .

**First method.** Factor  $4x - x^2$  as  $x(4 - x)$ . The product of two numbers is positive when either both are positive or both are negative, i.e., if either  $x > 0$  and  $4 - x > 0$ ,

or else  $x < 0$  and  $4 - x < 0$ . The latter alternative is impossible, since if  $x$  is negative, then  $4 - x$  is greater than 4, and so cannot be negative. As for the first alternative, the condition  $4 - x > 0$  can be rewritten (adding  $x$  to both sides) as  $4 > x$ , so we need:  $x > 0$  and  $4 > x$  (this is sometimes combined in the form  $4 > x > 0$ , or, equivalently,  $0 < x < 4$ ). In interval notation, this says that the domain is the interval  $(0, 4)$ .

**Second method.** Write  $4x - x^2$  as  $-(x^2 - 4x)$ , and then complete the square, obtaining  $-((x - 2)^2 - 4) = 4 - (x - 2)^2$ . For this to be positive we need  $(x - 2)^2 < 4$ , which means that  $x - 2$  must be less than 2 and greater than  $-2$ :  $-2 < x - 2 < 2$ . Adding 2 to everything gives  $0 < x < 4$ . Both of these methods are equally correct; you may use either in a problem of this type.  $\square$

A function does not always have to be given by a single formula, as we have already seen (in the income tax problem, for example). Suppose that  $y = v(t)$  is the velocity function for a car which starts out from rest (zero velocity) at time  $t = 0$ ; then increases its speed steadily to 20 m/sec, taking 10 seconds to do this; then travels at constant speed 20 m/sec for 15 seconds; and finally applies the brakes to decrease speed steadily to 0, taking 5 seconds to do this. The formula for  $y = v(t)$  is different in each of the three time intervals: first  $y = 2x$ , then  $y = 20$ , then  $y = -4x + 120$ . The graph of this function is shown in figure 1.3.3.



**Figure 1.3.3** A velocity function.

Not all functions are given by formulas at all. A function can be given by an experimentally determined table of values, or by a description other than a formula. For example, the population  $y$  of the U.S. is a function of the time  $t$ : we can write  $y = f(t)$ . This is a perfectly good function—we could graph it (up to the present) if we had data for various  $t$ —but we can't find an algebraic formula for it.

**Exercises 1.3.**

Find the domain of each of the following functions:

1.  $y = f(x) = \sqrt{2x - 3} \Rightarrow$
2.  $y = f(x) = 1/(x + 1) \Rightarrow$
3.  $y = f(x) = 1/(x^2 - 1) \Rightarrow$
4.  $y = f(x) = \sqrt{-1/x} \Rightarrow$
5.  $y = f(x) = \sqrt[3]{x} \Rightarrow$
6.  $y = f(x) = \sqrt[4]{x} \Rightarrow$
7.  $y = f(x) = \sqrt{r^2 - (x - h)^2}$ , where  $r$  is a positive constant.  $\Rightarrow$
8.  $y = f(x) = \sqrt{1 - (1/x)} \Rightarrow$
9.  $y = f(x) = 1/\sqrt{1 - (3x)^2} \Rightarrow$
10.  $y = f(x) = \sqrt{x} + 1/(x - 1) \Rightarrow$
11.  $y = f(x) = 1/(\sqrt{x} - 1) \Rightarrow$
12. Find the domain of  $h(x) = \begin{cases} (x^2 - 9)/(x - 3) & x \neq 3 \\ 6 & \text{if } x = 3. \end{cases} \Rightarrow$
13. Suppose  $f(x) = 3x - 9$  and  $g(x) = \sqrt{x}$ . What is the domain of the composition  $(g \circ f)(x)$ ? (Recall that **composition** is defined as  $(g \circ f)(x) = g(f(x))$ .) What is the domain of  $(f \circ g)(x)$ ?  $\Rightarrow$
14. A farmer wants to build a fence along a river. He has 500 feet of fencing and wants to enclose a rectangular pen on three sides (with the river providing the fourth side). If  $x$  is the length of the side perpendicular to the river, determine the area of the pen as a function of  $x$ . What is the domain of this function?  $\Rightarrow$
15. A can in the shape of a cylinder is to be made with a total of 100 square centimeters of material in the side, top, and bottom; the manufacturer wants the can to hold the maximum possible volume. Write the volume as a function of the radius  $r$  of the can; find the domain of the function.  $\Rightarrow$
16. A can in the shape of a cylinder is to be made to hold a volume of one liter (1000 cubic centimeters). The manufacturer wants to use the least possible material for the can. Write the surface area of the can (total of the top, bottom, and side) as a function of the radius  $r$  of the can; find the domain of the function.  $\Rightarrow$

**1.4 SHIFTS AND DILATIONS**

Many functions in applications are built up from simple functions by inserting constants in various places. It is important to understand the effect such constants have on the appearance of the graph.

**Horizontal shifts.** *If we replace  $x$  by  $x - C$  everywhere it occurs in the formula for  $f(x)$ , then the graph shifts over  $C$  to the right.* (If  $C$  is negative, then this means that the graph shifts over  $|C|$  to the left.) For example, the graph of  $y = (x - 2)^2$  is the  $x^2$ -parabola shifted over to have its vertex at the point 2 on the  $x$ -axis. The graph of  $y = (x + 1)^2$  is the same

parabola shifted over to the left so as to have its vertex at  $-1$  on the  $x$ -axis. Note well: when replacing  $x$  by  $x - C$  we must pay attention to meaning, not merely appearance. Starting with  $y = x^2$  and literally replacing  $x$  by  $x - 2$  gives  $y = x - 2^2$ . This is  $y = x - 4$ , a line with slope 1, not a shifted parabola.

**Vertical shifts.** *If we replace  $y$  by  $y - D$ , then the graph moves up  $D$  units.* (If  $D$  is negative, then this means that the graph moves down  $|D|$  units.) If the formula is written in the form  $y = f(x)$  and if  $y$  is replaced by  $y - D$  to get  $y - D = f(x)$ , we can equivalently move  $D$  to the other side of the equation and write  $y = f(x) + D$ . Thus, this principle can be stated: *to get the graph of  $y = f(x) + D$ , take the graph of  $y = f(x)$  and move it  $D$  units up.* For example, the function  $y = x^2 - 4x = (x - 2)^2 - 4$  can be obtained from  $y = (x - 2)^2$  (see the last paragraph) by moving the graph 4 units down. The result is the  $x^2$ -parabola shifted 2 units to the right and 4 units down so as to have its vertex at the point  $(2, -4)$ .

**Warning.** Do not confuse  $f(x) + D$  and  $f(x + D)$ . For example, if  $f(x)$  is the function  $x^2$ , then  $f(x) + 2$  is the function  $x^2 + 2$ , while  $f(x + 2)$  is the function  $(x + 2)^2 = x^2 + 4x + 4$ .

**EXAMPLE 1.4.1 Circles** An important example of the above two principles starts with the circle  $x^2 + y^2 = r^2$ . This is the circle of radius  $r$  centered at the origin. (As we saw, this is not a single function  $y = f(x)$ , but rather two functions  $y = \pm\sqrt{r^2 - x^2}$  put together; in any case, the two shifting principles apply to equations like this one that are not in the form  $y = f(x)$ .) If we replace  $x$  by  $x - C$  and replace  $y$  by  $y - D$ —getting the equation  $(x - C)^2 + (y - D)^2 = r^2$ —the effect on the circle is to move it  $C$  to the right and  $D$  up, thereby obtaining the circle of radius  $r$  centered at the point  $(C, D)$ . This tells us how to write the equation of any circle, not necessarily centered at the origin.  $\square$

We will later want to use two more principles concerning the effects of constants on the appearance of the graph of a function.

**Horizontal dilation.** *If  $x$  is replaced by  $x/A$  in a formula and  $A > 1$ , then the effect on the graph is to expand it by a factor of  $A$  in the  $x$ -direction (away from the  $y$ -axis). If  $A$  is between 0 and 1 then the effect on the graph is to contract by a factor of  $1/A$  (towards the  $y$ -axis). We use the word “dilate” to mean expand or contract.*

For example, replacing  $x$  by  $x/0.5 = x/(1/2) = 2x$  has the effect of contracting toward the  $y$ -axis by a factor of 2. If  $A$  is negative, we dilate by a factor of  $|A|$  and then flip about the  $y$ -axis. Thus, replacing  $x$  by  $-x$  has the effect of taking the mirror image of the graph with respect to the  $y$ -axis. For example, the function  $y = \sqrt{-x}$ , which has domain  $\{x \in \mathbb{R} \mid x \leq 0\}$ , is obtained by taking the graph of  $\sqrt{x}$  and flipping it around the  $y$ -axis into the second quadrant.



**Vertical dilation.** If  $y$  is replaced by  $y/B$  in a formula and  $B > 0$ , then the effect on the graph is to dilate it by a factor of  $B$  in the vertical direction. As before, this is an expansion or contraction depending on whether  $B$  is larger or smaller than one. Note that if we have a function  $y = f(x)$ , replacing  $y$  by  $y/B$  is equivalent to multiplying the function on the right by  $B$ :  $y = Bf(x)$ . The effect on the graph is to expand the picture away from the  $x$ -axis by a factor of  $B$  if  $B > 1$ , to contract it toward the  $x$ -axis by a factor of  $1/B$  if  $0 < B < 1$ , and to dilate by  $|B|$  and then flip about the  $x$ -axis if  $B$  is negative.

**EXAMPLE 1.4.2 Ellipses** A basic example of the two expansion principles is given by an **ellipse of semimajor axis  $a$  and semiminor axis  $b$** . We get such an ellipse by starting with the unit circle—the circle of radius 1 centered at the origin, the equation of which is  $x^2 + y^2 = 1$ —and dilating by a factor of  $a$  horizontally and by a factor of  $b$  vertically. To get the equation of the resulting ellipse, which crosses the  $x$ -axis at  $\pm a$  and crosses the  $y$ -axis at  $\pm b$ , we replace  $x$  by  $x/a$  and  $y$  by  $y/b$  in the equation for the unit circle. This gives

$$\left(\frac{x}{a}\right)^2 + \left(\frac{y}{b}\right)^2 = 1 \quad \text{or} \quad \frac{x^2}{a^2} + \frac{y^2}{b^2} = 1.$$

□

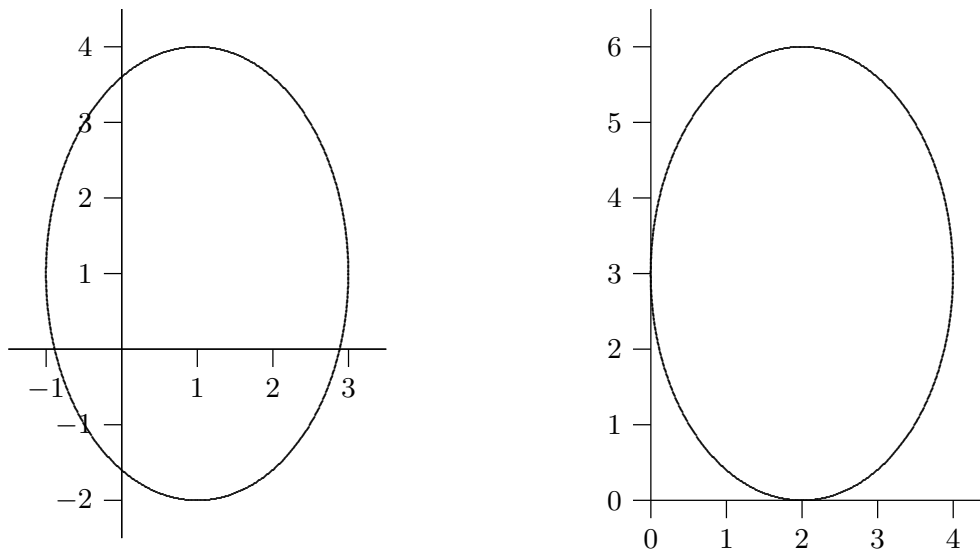
Finally, if we want to analyze a function that involves both shifts and dilations, it is usually simplest to work with the dilations first, and then the shifts. For instance, if we want to dilate a function by a factor of  $A$  in the  $x$ -direction and then shift  $C$  to the right, we do this by replacing  $x$  first by  $x/A$  and then by  $(x - C)$  in the formula. As an example, suppose that, after dilating our unit circle by  $a$  in the  $x$ -direction and by  $b$  in the  $y$ -direction to get the ellipse in the last paragraph, we then wanted to shift it a distance  $h$  to the right and a distance  $k$  upward, so as to be centered at the point  $(h, k)$ . The new ellipse would have equation

$$\left(\frac{x - h}{a}\right)^2 + \left(\frac{y - k}{b}\right)^2 = 1.$$

Note well that this is different than first doing shifts by  $h$  and  $k$  and then dilations by  $a$  and  $b$ :

$$\left(\frac{x}{a} - h\right)^2 + \left(\frac{y}{b} - k\right)^2 = 1.$$

See figure 1.4.1.



**Figure 1.4.1** Ellipses:  $(\frac{x-1}{2})^2 + (\frac{y-1}{3})^2 = 1$  on the left,  $(\frac{x}{2} - 1)^2 + (\frac{y}{3} - 1)^2 = 1$  on the right.

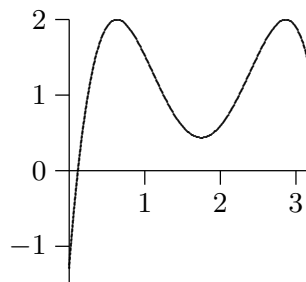
### Exercises 1.4.

Starting with the graph of  $y = \sqrt{x}$ , the graph of  $y = 1/x$ , and the graph of  $y = \sqrt{1-x^2}$  (the upper unit semicircle), sketch the graph of each of the following functions:

1.  $f(x) = \sqrt{x-2}$
2.  $f(x) = -1 - 1/(x+2)$
3.  $f(x) = 4 + \sqrt{x+2}$
4.  $y = f(x) = x/(1-x)$
5.  $y = f(x) = -\sqrt{-x}$
6.  $f(x) = 2 + \sqrt{1-(x-1)^2}$
7.  $f(x) = -4 + \sqrt{-(x-2)}$
8.  $f(x) = 2\sqrt{1-(x/3)^2}$
9.  $f(x) = 1/(x+1)$
10.  $f(x) = 4 + 2\sqrt{1-(x-5)^2/9}$
11.  $f(x) = 1 + 1/(x-1)$
12.  $f(x) = \sqrt{100 - 25(x-1)^2} + 2$

The graph of  $f(x)$  is shown below. Sketch the graphs of the following functions.

13.  $y = f(x-1)$
14.  $y = 1 + f(x+2)$
15.  $y = 1 + 2f(x)$
16.  $y = 2f(3x)$
17.  $y = 2f(3(x-2)) + 1$
18.  $y = (1/2)f(3x-3)$
19.  $y = f(1+x/3) + 2$



# 2

## Instantaneous Rate of Change: The Derivative

### 2.1 THE SLOPE OF A FUNCTION

Suppose that  $y$  is a function of  $x$ , say  $y = f(x)$ . It is often necessary to know how sensitive the value of  $y$  is to small changes in  $x$ .

**EXAMPLE 2.1.1** Take, for example,  $y = f(x) = \sqrt{625 - x^2}$  (the upper semicircle of radius 25 centered at the origin). When  $x = 7$ , we find that  $y = \sqrt{625 - 49} = 24$ . Suppose we want to know how much  $y$  changes when  $x$  increases a little, say to 7.1 or 7.01.

In the case of a straight line  $y = mx + b$ , the slope  $m = \Delta y / \Delta x$  measures the change in  $y$  per unit change in  $x$ . This can be interpreted as a measure of “sensitivity”; for example, if  $y = 100x + 5$ , a small change in  $x$  corresponds to a change one hundred times as large in  $y$ , so  $y$  is quite sensitive to changes in  $x$ .

Let us look at the same ratio  $\Delta y / \Delta x$  for our function  $y = f(x) = \sqrt{625 - x^2}$  when  $x$  changes from 7 to 7.1. Here  $\Delta x = 7.1 - 7 = 0.1$  is the change in  $x$ , and

$$\begin{aligned}\Delta y &= f(x + \Delta x) - f(x) = f(7.1) - f(7) \\ &= \sqrt{625 - 7.1^2} - \sqrt{625 - 7^2} \approx 23.9706 - 24 = -0.0294.\end{aligned}$$

Thus,  $\Delta y / \Delta x \approx -0.0294 / 0.1 = -0.294$ . This means that  $y$  changes by less than one third the change in  $x$ , so apparently  $y$  is not very sensitive to changes in  $x$  at  $x = 7$ . We say “apparently” here because we don’t really know what happens between 7 and 7.1. Perhaps  $y$  changes dramatically as  $x$  runs through the values from 7 to 7.1, but at 7.1  $y$  just happens to be close to its value at 7. This is not in fact the case for this particular function, but we don’t yet know why.  $\square$

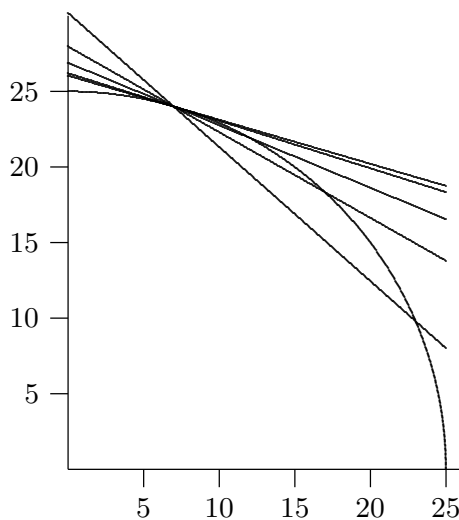
## 32 Chapter 2 Instantaneous Rate of Change: The Derivative

One way to interpret the above calculation is by reference to a line. We have computed the slope of the line through  $(7, 24)$  and  $(7.1, 23.9706)$ , called a **chord** of the circle. In general, if we draw the chord from the point  $(7, 24)$  to a nearby point on the semicircle  $(7 + \Delta x, f(7 + \Delta x))$ , the slope of this chord is the so-called **difference quotient**

$$\text{slope of chord} = \frac{f(7 + \Delta x) - f(7)}{\Delta x} = \frac{\sqrt{625 - (7 + \Delta x)^2} - 24}{\Delta x}.$$

For example, if  $x$  changes only from 7 to 7.01, then the difference quotient (slope of the chord) is approximately equal to  $(23.997081 - 24)/0.01 = -0.2919$ . This is slightly less steep than the chord from  $(7, 24)$  to  $(7.1, 23.9706)$ .

As the second value  $7 + \Delta x$  moves in towards 7, the chord joining  $(7, f(7))$  to  $(7 + \Delta x, f(7 + \Delta x))$  shifts slightly. As indicated in figure 2.1.1, as  $\Delta x$  gets smaller and smaller, the chord joining  $(7, 24)$  to  $(7 + \Delta x, f(7 + \Delta x))$  gets closer and closer to the **tangent line** to the circle at the point  $(7, 24)$ . (Recall that the tangent line is the line that just grazes the circle at that point, i.e., it doesn't meet the circle at any second point.) Thus, as  $\Delta x$  gets smaller and smaller, the slope  $\Delta y/\Delta x$  of the chord gets closer and closer to the slope of the tangent line. This is actually quite difficult to see when  $\Delta x$  is small, because of the scale of the graph. The values of  $\Delta x$  used for the figure are 1, 5, 10 and 15, not really very small values. The tangent line is the one that is uppermost at the right hand endpoint.



**Figure 2.1.1** Chords approximating the tangent line. (AP)

So far we have found the slopes of two chords that should be close to the slope of the tangent line, but what is the slope of the tangent line exactly? Since the tangent line touches the circle at just one point, we will never be able to calculate its slope directly, using two “known” points on the line. What we need is a way to capture what happens to the slopes of the chords as they get “closer and closer” to the tangent line.

Instead of looking at more particular values of  $\Delta x$ , let's see what happens if we do some algebra with the difference quotient using just  $\Delta x$ . The slope of a chord from  $(7, 24)$  to a nearby point is given by

$$\begin{aligned} \frac{\sqrt{625 - (7 + \Delta x)^2} - 24}{\Delta x} &= \frac{\sqrt{625 - (7 + \Delta x)^2} - 24}{\Delta x} \frac{\sqrt{625 - (7 + \Delta x)^2} + 24}{\sqrt{625 - (7 + \Delta x)^2} + 24} \\ &= \frac{625 - (7 + \Delta x)^2 - 24^2}{\Delta x(\sqrt{625 - (7 + \Delta x)^2} + 24)} \\ &= \frac{49 - 49 - 14\Delta x - \Delta x^2}{\Delta x(\sqrt{625 - (7 + \Delta x)^2} + 24)} \\ &= \frac{\Delta x(-14 - \Delta x)}{\Delta x(\sqrt{625 - (7 + \Delta x)^2} + 24)} \\ &= \frac{-14 - \Delta x}{\sqrt{625 - (7 + \Delta x)^2} + 24} \end{aligned}$$

Now, can we tell by looking at this last formula what happens when  $\Delta x$  gets very close to zero? The numerator clearly gets very close to  $-14$  while the denominator gets very close to  $\sqrt{625 - 7^2} + 24 = 48$ . Is the fraction therefore very close to  $-14/48 = -7/24 \cong -0.29167$ ? It certainly seems reasonable, and in fact it is true: as  $\Delta x$  gets closer and closer to zero, the difference quotient does in fact get closer and closer to  $-7/24$ , and so the slope of the tangent line is exactly  $-7/24$ .

What about the slope of the tangent line at  $x = 12$ ? Well, 12 can't be all that different from 7; we just have to redo the calculation with 12 instead of 7. This won't be hard, but it will be a bit tedious. What if we try to do all the algebra without using a specific value for  $x$ ? Let's copy from above, replacing 7 by  $x$ . We'll have to do a bit more than that—for

example, the “24” in the calculation came from  $\sqrt{625 - 7^2}$ , so we’ll need to fix that too.

$$\begin{aligned}
 & \frac{\sqrt{625 - (x + \Delta x)^2} - \sqrt{625 - x^2}}{\Delta x} = \\
 & = \frac{\sqrt{625 - (x + \Delta x)^2} - \sqrt{625 - x^2}}{\Delta x} \frac{\sqrt{625 - (x + \Delta x)^2} + \sqrt{625 - x^2}}{\sqrt{625 - (x + \Delta x)^2} + \sqrt{625 - x^2}} \\
 & = \frac{625 - (x + \Delta x)^2 - 625 + x^2}{\Delta x(\sqrt{625 - (x + \Delta x)^2} + \sqrt{625 - x^2})} \\
 & = \frac{625 - x^2 - 2x\Delta x - \Delta x^2 - 625 + x^2}{\Delta x(\sqrt{625 - (x + \Delta x)^2} + \sqrt{625 - x^2})} \\
 & = \frac{\Delta x(-2x - \Delta x)}{\Delta x(\sqrt{625 - (x + \Delta x)^2} + \sqrt{625 - x^2})} \\
 & = \frac{-2x - \Delta x}{\sqrt{625 - (x + \Delta x)^2} + \sqrt{625 - x^2}}
 \end{aligned}$$

Now what happens when  $\Delta x$  is very close to zero? Again it seems apparent that the quotient will be very close to

$$\frac{-2x}{\sqrt{625 - x^2} + \sqrt{625 - x^2}} = \frac{-2x}{2\sqrt{625 - x^2}} = \frac{-x}{\sqrt{625 - x^2}}.$$

Replacing  $x$  by 7 gives  $-7/24$ , as before, and now we can easily do the computation for 12 or any other value of  $x$  between  $-25$  and  $25$ .

So now we have a single, simple formula,  $-x/\sqrt{625 - x^2}$ , that tells us the slope of the tangent line for any value of  $x$ . This slope, in turn, tells us how sensitive the value of  $y$  is to changes in the value of  $x$ .

What do we call such a formula? That is, a formula with one variable, so that substituting an “input” value for the variable produces a new “output” value? This is a function. Starting with one function,  $\sqrt{625 - x^2}$ , we have derived, by means of some slightly nasty algebra, a new function,  $-x/\sqrt{625 - x^2}$ , that gives us important information about the original function. This new function in fact is called the **derivative** of the original function. If the original is referred to as  $f$  or  $y$  then the derivative is often written  $f'$  or  $y'$  and pronounced “f prime” or “y prime”, so in this case we might write  $f'(x) = -x/\sqrt{625 - x^2}$ . At a particular point, say  $x = 7$ , we say that  $f'(7) = -7/24$  or “ $f$  prime of 7 is  $-7/24$ ” or “the derivative of  $f$  at 7 is  $-7/24$ .”

To summarize, we compute the derivative of  $f(x)$  by forming the difference quotient

$$\frac{f(x + \Delta x) - f(x)}{\Delta x}, \tag{2.1.1}$$

which is the slope of a line, then we figure out what happens when  $\Delta x$  gets very close to 0.

We should note that in the particular case of a circle, there's a simple way to find the derivative. Since the tangent to a circle at a point is perpendicular to the radius drawn to the point of contact, its slope is the negative reciprocal of the slope of the radius. The radius joining  $(0, 0)$  to  $(7, 24)$  has slope  $24/7$ . Hence, the tangent line has slope  $-7/24$ . In general, a radius to the point  $(x, \sqrt{625 - x^2})$  has slope  $\sqrt{625 - x^2}/x$ , so the slope of the tangent line is  $-x/\sqrt{625 - x^2}$ , as before. It is **NOT** always true that a tangent line is perpendicular to a line from the origin—don't use this shortcut in any other circumstance.

As above, and as you might expect, for different values of  $x$  we generally get different values of the derivative  $f'(x)$ . Could it be that the derivative always has the same value? This would mean that the slope of  $f$ , or the slope of its tangent line, is the same everywhere. One curve that always has the same slope is a line; it seems odd to talk about the tangent line to a line, but if it makes sense at all the tangent line must be the line itself. It is not hard to see that the derivative of  $f(x) = mx + b$  is  $f'(x) = m$ ; see exercise 6.

### Exercises 2.1.

1. Draw the graph of the function  $y = f(x) = \sqrt{169 - x^2}$  between  $x = 0$  and  $x = 13$ . Find the slope  $\Delta y/\Delta x$  of the chord between the points of the circle lying over (a)  $x = 12$  and  $x = 13$ , (b)  $x = 12$  and  $x = 12.1$ , (c)  $x = 12$  and  $x = 12.01$ , (d)  $x = 12$  and  $x = 12.001$ . Now use the geometry of tangent lines on a circle to find (e) the exact value of the derivative  $f'(12)$ . Your answers to (a)–(d) should be getting closer and closer to your answer to (e).  $\Rightarrow$
2. Use geometry to find the derivative  $f'(x)$  of the function  $f(x) = \sqrt{625 - x^2}$  in the text for each of the following  $x$ : (a) 20, (b) 24, (c)  $-7$ , (d)  $-15$ . Draw a graph of the upper semicircle, and draw the tangent line at each of these four points.  $\Rightarrow$
3. Draw the graph of the function  $y = f(x) = 1/x$  between  $x = 1/2$  and  $x = 4$ . Find the slope of the chord between (a)  $x = 3$  and  $x = 3.1$ , (b)  $x = 3$  and  $x = 3.01$ , (c)  $x = 3$  and  $x = 3.001$ . Now use algebra to find a simple formula for the slope of the chord between  $(3, f(3))$  and  $(3 + \Delta x, f(3 + \Delta x))$ . Determine what happens when  $\Delta x$  approaches 0. In your graph of  $y = 1/x$ , draw the straight line through the point  $(3, 1/3)$  whose slope is this limiting value of the difference quotient as  $\Delta x$  approaches 0.  $\Rightarrow$
4. Find an algebraic expression for the difference quotient  $(f(1 + \Delta x) - f(1))/\Delta x$  when  $f(x) = x^2 - (1/x)$ . Simplify the expression as much as possible. Then determine what happens as  $\Delta x$  approaches 0. That value is  $f'(1)$ .  $\Rightarrow$
5. Draw the graph of  $y = f(x) = x^3$  between  $x = 0$  and  $x = 1.5$ . Find the slope of the chord between (a)  $x = 1$  and  $x = 1.1$ , (b)  $x = 1$  and  $x = 1.001$ , (c)  $x = 1$  and  $x = 1.00001$ . Then use algebra to find a simple formula for the slope of the chord between 1 and  $1 + \Delta x$ . (Use the expansion  $(A + B)^3 = A^3 + 3A^2B + 3AB^2 + B^3$ .) Determine what happens as  $\Delta x$  approaches 0, and in your graph of  $y = x^3$  draw the straight line through the point  $(1, 1)$  whose slope is equal to the value you just found.  $\Rightarrow$
6. Find an algebraic expression for the difference quotient  $(f(x + \Delta x) - f(x))/\Delta x$  when  $f(x) = mx + b$ . Simplify the expression as much as possible. Then determine what happens as  $\Delta x$  approaches 0. That value is  $f'(x)$ .  $\Rightarrow$

7. Sketch the unit circle. Discuss the behavior of the slope of the tangent line at various angles around the circle. Which trigonometric function gives the slope of the tangent line at an angle  $\theta$ ? Why? Hint: think in terms of ratios of sides of triangles.
8. Sketch the parabola  $y = x^2$ . For what values of  $x$  on the parabola is the slope of the tangent line positive? Negative? What do you notice about the graph at the point(s) where the sign of the slope changes from positive to negative and vice versa?

## 2.2 AN EXAMPLE

We started the last section by saying, “It is often necessary to know how sensitive the value of  $y$  is to small changes in  $x$ .” We have seen one purely mathematical example of this: finding the “steepness” of a curve at a point is precisely this problem. Here is a more applied example.

With careful measurement it might be possible to discover that a dropped ball has height  $h(t) = h_0 - kt^2$ ,  $t$  seconds after it is released. (Here  $h_0$  is the initial height of the ball, when  $t = 0$ , and  $k$  is some number determined by the experiment.) A natural question is then, “How fast is the ball going at time  $t$ ?” We can certainly get a pretty good idea with a little simple arithmetic. To make the calculation more concrete, let’s say  $h_0 = 100$  meters and  $k = 4.9$  and suppose we’re interested in the speed at  $t = 2$ . We know that when  $t = 2$  the height is  $100 - 4 \cdot 4.9 = 80.4$ . A second later, at  $t = 3$ , the height is  $100 - 9 \cdot 4.9 = 55.9$ , so in that second the ball has traveled  $80.4 - 55.9 = 24.5$  meters. This means that the *average* speed during that time was 24.5 meters per second. So we might guess that 24.5 meters per second is not a terrible estimate of the speed at  $t = 2$ . But certainly we can do better. At  $t = 2.5$  the height is  $100 - 4.9(2.5)^2 = 69.375$ . During the half second from  $t = 2$  to  $t = 2.5$  the ball dropped  $80.4 - 69.375 = 11.025$  meters, at an average speed of  $11.025/(1/2) = 22.05$  meters per second; this should be a better estimate of the speed at  $t = 2$ . So it’s clear now how to get better and better approximations: compute average speeds over shorter and shorter time intervals. Between  $t = 2$  and  $t = 2.01$ , for example, the ball drops 0.19649 meters in one hundredth of a second, at an average speed of 19.649 meters per second.

We can’t do this forever, and we still might reasonably ask what the actual speed precisely at  $t = 2$  is. If  $\Delta t$  is some tiny amount of time, what we want to know is what happens to the average speed  $(h(2) - h(2 + \Delta t))/\Delta t$  as  $\Delta t$  gets smaller and smaller. Doing



a bit of algebra:

$$\begin{aligned}
 \frac{h(2) - h(2 + \Delta t)}{\Delta t} &= \frac{80.4 - (100 - 4.9(2 + \Delta t)^2)}{\Delta t} \\
 &= \frac{80.4 - 100 + 19.6 + 19.6\Delta t + 4.9\Delta t^2}{\Delta t} \\
 &= \frac{19.6\Delta t + 4.9\Delta t^2}{\Delta t} \\
 &= 19.6 + 4.9\Delta t
 \end{aligned}$$

When  $\Delta t$  is very small, this is very close to 19.6, and indeed it seems clear that as  $\Delta t$  goes to zero, the average speed goes to 19.6, so the exact speed at  $t = 2$  is 19.6 meters per second. This calculation should look very familiar. In the language of the previous section, we might have started with  $f(x) = 100 - 4.9x^2$  and asked for the slope of the tangent line at  $x = 2$ . We would have answered that question by computing

$$\frac{f(2 + \Delta x) - f(2)}{\Delta x} = \frac{-19.6\Delta x - 4.9\Delta x^2}{\Delta x} = -19.6 - 4.9\Delta x$$

The algebra is the same, except that following the pattern of the previous section the subtraction would be reversed, and we would say that the slope of the tangent line is  $-19.6$ . Indeed, in hindsight, perhaps we should have subtracted the other way even for the dropping ball. At  $t = 2$  the height is 80.4; one second later the height is 55.9. The usual way to compute a “distance traveled” is to subtract the earlier position from the later one, or  $55.9 - 80.4 = -24.5$ . This tells us that the distance traveled is 24.5 meters, and the negative sign tells us that the height went down during the second. If we continue the original calculation we then get  $-19.6$  meters per second as the exact speed at  $t = 2$ . If we interpret the negative sign as meaning that the motion is downward, which seems reasonable, then in fact this is the same answer as before, but with even more information, since the numerical answer contains the direction of motion as well as the speed. Thus, the speed of the ball is the value of the derivative of a certain function, namely, of the function that gives the position of the ball. (More properly, this is the *velocity* of the ball; velocity is signed speed, that is, speed with a direction indicated by the sign.)

The upshot is that this problem, finding the speed of the ball, is *exactly* the same problem mathematically as finding the slope of a curve. This may already be enough evidence to convince you that whenever some quantity is changing (the height of a curve or the height of a ball or the size of the economy or the distance of a space probe from earth or the population of the world) the rate at which the quantity is changing can, in principle, be computed in exactly the same way, by finding a derivative.

**Exercises 2.2.**

1. An object is traveling in a straight line so that its position (that is, distance from some fixed point) is given by this table:

time (seconds)	0	1	2	3
distance (meters)	0	10	25	60

Find the average speed of the object during the following time intervals:  $[0, 1]$ ,  $[0, 2]$ ,  $[0, 3]$ ,  $[1, 2]$ ,  $[1, 3]$ ,  $[2, 3]$ . If you had to guess the speed at  $t = 2$  just on the basis of these, what would you guess?  $\Rightarrow$

2. Let  $y = f(t) = t^2$ , where  $t$  is the time in seconds and  $y$  is the distance in meters that an object falls on a certain airless planet. Draw a graph of this function between  $t = 0$  and  $t = 3$ . Make a table of the average speed of the falling object between (a) 2 seconds and 3 seconds, (b) 2 seconds and 2.1 seconds, (c) 2 seconds and 2.01 seconds, (d) 2 seconds and 2.001 seconds. Then use algebra to find a simple formula for the average speed between time 2 and time  $2 + \Delta t$ . (If you substitute  $\Delta t = 1, 0.1, 0.01, 0.001$  in this formula you should again get the answers to parts (a)–(d).) Next, in your formula for average speed (which should be in simplified form) determine what happens as  $\Delta t$  approaches zero. This is the instantaneous speed. Finally, in your graph of  $y = t^2$  draw the straight line through the point  $(2, 4)$  whose slope is the instantaneous velocity you just computed; it should of course be the tangent line.  $\Rightarrow$
3. If an object is dropped from an 80-meter high window, its height  $y$  above the ground at time  $t$  seconds is given by the formula  $y = f(t) = 80 - 4.9t^2$ . (Here we are neglecting air resistance; the graph of this function was shown in figure 1.0.1.) Find the average velocity of the falling object between (a) 1 seconds and 1.1 seconds, (b) 1 seconds and 1.01 seconds, (c) 1 seconds and 1.001 seconds. Now use algebra to find a simple formula for the average velocity of the falling object between 1 seconds and  $1 + \Delta t$  seconds. Determine what happens to this average velocity as  $\Delta t$  approaches 0. That is the instantaneous velocity at time  $t = 1$  second (it will be negative, because the object is falling).  $\Rightarrow$

**2.3 LIMITS**

In the previous two sections we computed some quantities of interest (slope, velocity) by seeing that some expression “goes to” or “approaches” or “gets really close to” a particular value. In the examples we saw, this idea may have been clear enough, but it is too fuzzy to rely on in more difficult circumstances. In this section we will see how to make the idea more precise.

There is an important feature of the examples we have seen. Consider again the formula

$$\frac{-19.6\Delta x - 4.9\Delta x^2}{\Delta x}.$$

We wanted to know what happens to this fraction as “ $\Delta x$  goes to zero.” Because we were able to simplify the fraction, it was easy to see the answer, but it was not quite as simple

as “substituting zero for  $\Delta x$ ,” as that would give

$$\frac{-19.6 \cdot 0 - 4.9 \cdot 0}{0},$$

which is meaningless. The quantity we are really interested in does not make sense “at zero,” and this is why the answer to the original problem (finding a velocity or a slope) was not immediately obvious. In other words, we are generally going to want to figure out what a quantity “approaches” in situations where we can’t merely plug in a value. If you would like to think about a hard example (which we will analyze later) consider what happens to  $(\sin x)/x$  as  $x$  approaches zero. Try evaluating this expression on a calculator for smaller and smaller values of  $x$ ; do they seem to approach some fixed value?

**EXAMPLE 2.3.1** Does  $\sqrt{x}$  approach 1.41 as  $x$  approaches 2? In this case it is possible to compute the actual value  $\sqrt{2}$  to a high precision to answer the question. But since in general we won’t be able to do that, let’s not. We might start by computing  $\sqrt{x}$  for values of  $x$  close to 2, as we did in the previous sections. Here are some values:  $\sqrt{2.05} = 1.431782106$ ,  $\sqrt{2.04} = 1.428285686$ ,  $\sqrt{2.03} = 1.424780685$ ,  $\sqrt{2.02} = 1.421267040$ ,  $\sqrt{2.01} = 1.417744688$ ,  $\sqrt{2.005} = 1.415980226$ ,  $\sqrt{2.004} = 1.415627070$ ,  $\sqrt{2.003} = 1.415273825$ ,  $\sqrt{2.002} = 1.414920492$ ,  $\sqrt{2.001} = 1.414567072$ . So it looks at least possible that indeed these values “approach” 1.41—already  $\sqrt{2.001}$  is quite close. If we continue this process, however, at some point we will appear to “stall.” In fact,  $\sqrt{2} = 1.414213562\dots$ , so we will never even get as far as 1.4142, no matter how long we continue the sequence.  $\square$

So in a fuzzy, everyday sort of sense, it is true that  $\sqrt{x}$  “gets close to” 1.41, but it does not “approach” 1.41 in the sense we want. To compute an exact slope or an exact velocity, what we want to know is that a given quantity becomes “arbitrarily close” to a fixed value, meaning that the first quantity can be made “as close as we like” to the fixed value. Consider again the quantities

$$\frac{-19.6\Delta x - 4.9\Delta x^2}{\Delta x} = -19.6 - 4.9\Delta x.$$

These two quantities are equal as long as  $\Delta x$  is not zero; if  $\Delta x$  is zero, the left hand quantity is meaningless, while the right hand one is  $-19.6$ . Can we say more than we did before about why the right hand side “approaches”  $-19.6$ , in the desired sense? Can we really make it “as close as we want” to  $-19.6$ ? Let’s try a test case. Can we make  $-19.6 - 4.9\Delta x$  within one millionth ( $0.000001$ ) of  $-19.6$ ? The values within a millionth of  $-19.6$  are those in the interval  $(-19.600001, -19.599999)$ . As  $\Delta x$  approaches zero, does  $-19.6 - 4.9\Delta x$  eventually reside inside this interval? If  $\Delta x$  is positive, this would require

that  $-19.6 - 4.9\Delta x > -19.600001$ . This is something we can manipulate with a little algebra:

$$\begin{aligned} -19.6 - 4.9\Delta x &> -19.600001 \\ -4.9\Delta x &> -0.000001 \\ \Delta x &< -0.000001 / -4.9 \\ \Delta x &< 0.0000002040816327\dots \end{aligned}$$

Thus, we can say with certainty that if  $\Delta x$  is positive and less than 0.0000002, then  $\Delta x < 0.0000002040816327\dots$  and so  $-19.6 - 4.9\Delta x > -19.600001$ . We could do a similar calculation if  $\Delta x$  is negative.

So now we know that we can make  $-19.6 - 4.9\Delta x$  within one millionth of  $-19.6$ . But can we make it “as close as we want”? In this case, it is quite simple to see that the answer is yes, by modifying the calculation we’ve just done. It may be helpful to think of this as a game. I claim that I can make  $-19.6 - 4.9\Delta x$  as close as you desire to  $-19.6$  by making  $\Delta x$  “close enough” to zero. So the game is: you give me a number, like  $10^{-6}$ , and I have to come up with a number representing how close  $\Delta x$  must be to zero to guarantee that  $-19.6 - 4.9\Delta x$  is at least as close to  $-19.6$  as you have requested.

Now if we actually play this game, I could redo the calculation above for each new number you provide. What I’d like to do is somehow see that I will always succeed, and even more, I’d like to have a simple strategy so that I don’t have to do all that algebra every time. A strategy in this case would be a formula that gives me a correct answer no matter what you specify. So suppose the number you give me is  $\epsilon$ . How close does  $\Delta x$  have to be to zero to guarantee that  $-19.6 - 4.9\Delta x$  is in  $(-19.6 - \epsilon, -19.6 + \epsilon)$ ? If  $\Delta x$  is positive, we need:

$$\begin{aligned} -19.6 - 4.9\Delta x &> -19.6 - \epsilon \\ -4.9\Delta x &> -\epsilon \\ \Delta x &< -\epsilon / -4.9 \\ \Delta x &< \epsilon / 4.9 \end{aligned}$$

So if I pick any number  $\delta$  that is less than  $\epsilon/4.9$ , the algebra tells me that whenever  $\Delta x < \delta$  then  $\Delta x < \epsilon/4.9$  and so  $-19.6 - 4.9\Delta x$  is within  $\epsilon$  of  $-19.6$ . (This is exactly what I did in the example: I picked  $\delta = 0.0000002 < 0.0000002040816327\dots$ ) A similar calculation again works for negative  $\Delta x$ . The important fact is that this is now a completely general result—it shows that I can always win, no matter what “move” you make.

Now we can codify this by giving a precise definition to replace the fuzzy, “gets closer and closer” language we have used so far. Henceforward, we will say something like “the limit of  $(-19.6\Delta x - 4.9\Delta x^2)/\Delta x$  as  $\Delta x$  goes to zero is  $-19.6$ ,” and abbreviate this mouthful

as

$$\lim_{\Delta x \rightarrow 0} \frac{-19.6\Delta x - 4.9\Delta x^2}{\Delta x} = -19.6.$$

Here is the actual, official definition of “limit”.

**DEFINITION 2.3.2 Limit** Suppose  $f$  is a function. We say that  $\lim_{x \rightarrow a} f(x) = L$  if for every  $\epsilon > 0$  there is a  $\delta > 0$  so that whenever  $0 < |x - a| < \delta$ ,  $|f(x) - L| < \epsilon$ .  $\square$

The  $\epsilon$  and  $\delta$  here play exactly the role they did in the preceding discussion. The definition says, in a very precise way, that  $f(x)$  can be made as close as desired to  $L$  (that’s the  $|f(x) - L| < \epsilon$  part) by making  $x$  close enough to  $a$  (the  $0 < |x - a| < \delta$  part). Note that we specifically make no mention of what must happen if  $x = a$ , that is, if  $|x - a| = 0$ . This is because in the cases we are most interested in, substituting  $a$  for  $x$  doesn’t even make sense.

Make sure you are not confused by the names of important quantities. The generic definition talks about  $f(x)$ , but the function and the variable might have other names. In the discussion above, the function we analyzed was

$$\frac{-19.6\Delta x - 4.9\Delta x^2}{\Delta x}.$$

and the variable of the limit was not  $x$  but  $\Delta x$ . The  $x$  was the variable of the original function; when we were trying to compute a slope or a velocity,  $x$  was essentially a fixed quantity, telling us at what point we wanted the slope. (In the velocity problem, it was literally a fixed quantity, as we focused on the time 2.) The quantity  $a$  of the definition in all the examples was zero: we were always interested in what happened as  $\Delta x$  became very close to zero.

Armed with a precise definition, we can now prove that certain quantities behave in a particular way. The bad news is that even proofs for simple quantities can be quite tedious and complicated; the good news is that we rarely need to do such proofs, because most expressions act the way you would expect, and this can be proved once and for all.

**EXAMPLE 2.3.3** Let’s show carefully that  $\lim_{x \rightarrow 2} x + 4 = 6$ . This is not something we “need” to prove, since it is “obviously” true. But if we couldn’t prove it using our official definition there would be something very wrong with the definition.

As is often the case in mathematical proofs, it helps to work backwards. We want to end up showing that under certain circumstances  $x + 4$  is close to 6; precisely, we want to show that  $|x + 4 - 6| < \epsilon$ , or  $|x - 2| < \epsilon$ . Under what circumstances? We want this to be true whenever  $0 < |x - 2| < \delta$ . So the question becomes: can we choose a value for  $\delta$  that

guarantees that  $0 < |x - 2| < \delta$  implies  $|x - 2| < \epsilon$ ? Of course: no matter what  $\epsilon$  is,  $\delta = \epsilon$  works.  $\square$

So it turns out to be very easy to prove something “obvious,” which is nice. It doesn’t take long before things get trickier, however.

**EXAMPLE 2.3.4** It seems clear that  $\lim_{x \rightarrow 2} x^2 = 4$ . Let’s try to prove it. We will want to be able to show that  $|x^2 - 4| < \epsilon$  whenever  $0 < |x - 2| < \delta$ , by choosing  $\delta$  carefully. Is there any connection between  $|x - 2|$  and  $|x^2 - 4|$ ? Yes, and it’s not hard to spot, but it is not so simple as the previous example. We can write  $|x^2 - 4| = |(x + 2)(x - 2)|$ . Now when  $|x - 2|$  is small, part of  $|(x + 2)(x - 2)|$  is small, namely  $(x - 2)$ . What about  $(x + 2)$ ? If  $x$  is close to 2,  $(x + 2)$  certainly can’t be too big, but we need to somehow be precise about it. Let’s recall the “game” version of what is going on here. You get to pick an  $\epsilon$  and I have to pick a  $\delta$  that makes things work out. Presumably it is the really tiny values of  $\epsilon$  I need to worry about, but I have to be prepared for anything, even an apparently “bad” move like  $\epsilon = 1000$ . I expect that  $\epsilon$  is going to be small, and that the corresponding  $\delta$  will be small, certainly less than 1. If  $\delta \leq 1$  then  $|x + 2| < 5$  when  $|x - 2| < \delta$  (because if  $x$  is within 1 of 2, then  $x$  is between 1 and 3 and  $x + 2$  is between 3 and 5). So then I’d be trying to show that  $|(x + 2)(x - 2)| < 5|x - 2| < \epsilon$ . So now how can I pick  $\delta$  so that  $|x - 2| < \delta$  implies  $5|x - 2| < \epsilon$ ? This is easy: use  $\delta = \epsilon/5$ , so  $5|x - 2| < 5(\epsilon/5) = \epsilon$ . But what if the  $\epsilon$  you choose is not small? If you choose  $\epsilon = 1000$ , should I pick  $\delta = 200$ ? No, to keep things “sane” I will never pick a  $\delta$  bigger than 1. Here’s the final “game strategy:” When you pick a value for  $\epsilon$  I will pick  $\delta = \epsilon/5$  or  $\delta = 1$ , whichever is smaller. Now when  $|x - 2| < \delta$ , I know both that  $|x + 2| < 5$  and that  $|x - 2| < \epsilon/5$ . Thus  $|(x + 2)(x - 2)| < 5(\epsilon/5) = \epsilon$ .

This has been a long discussion, but most of it was explanation and scratch work. If this were written down as a proof, it would be quite short, like this:

Proof that  $\lim_{x \rightarrow 2} x^2 = 4$ . Given any  $\epsilon$ , pick  $\delta = \epsilon/5$  or  $\delta = 1$ , whichever is smaller. Then when  $|x - 2| < \delta$ ,  $|x + 2| < 5$  and  $|x - 2| < \epsilon/5$ . Hence  $|x^2 - 4| = |(x + 2)(x - 2)| < 5(\epsilon/5) = \epsilon$ .  $\square$

It probably seems obvious that  $\lim_{x \rightarrow 2} x^2 = 4$ , and it is worth examining more closely why it seems obvious. If we write  $x^2 = x \cdot x$ , and ask what happens when  $x$  approaches 2, we might say something like, “Well, the first  $x$  approaches 2, and the second  $x$  approaches 2, so the product must approach  $2 \cdot 2$ .” In fact this is pretty much right on the money, except for that word “must.” Is it really true that if  $x$  approaches  $a$  and  $y$  approaches  $b$  then  $xy$  approaches  $ab$ ? It is, but it is not really obvious, since  $x$  and  $y$  might be quite complicated. The good news is that we can see that this is true once and for all, and then

we don't have to worry about it ever again. When we say that  $x$  might be “complicated” we really mean that in practice it might be a function. Here is then what we want to know:

**THEOREM 2.3.5** Suppose  $\lim_{x \rightarrow a} f(x) = L$  and  $\lim_{x \rightarrow a} g(x) = M$ . Then  $\lim_{x \rightarrow a} f(x)g(x) = LM$ .

*Proof.* We have to use the official definition of limit to make sense of this. So given any  $\epsilon$  we need to find a  $\delta$  so that  $0 < |x - a| < \delta$  implies  $|f(x)g(x) - LM| < \epsilon$ . What do we have to work with? We know that we can make  $f(x)$  close to  $L$  and  $g(x)$  close to  $M$ , and we have to somehow connect these facts to make  $f(x)g(x)$  close to  $LM$ .

We use, as is so often the case, a little algebraic trick:

$$\begin{aligned} |f(x)g(x) - LM| &= |f(x)g(x) - f(x)M + f(x)M - LM| \\ &= |f(x)(g(x) - M) + (f(x) - L)M| \\ &\leq |f(x)(g(x) - M)| + |(f(x) - L)M| \\ &= |f(x)||g(x) - M| + |f(x) - L||M|. \end{aligned}$$

This is all straightforward except perhaps for the “ $\leq$ ”. That is an example of the **triangle inequality**, which says that if  $a$  and  $b$  are any real numbers then  $|a + b| \leq |a| + |b|$ . If you look at a few examples, using positive and negative numbers in various combinations for  $a$  and  $b$ , you should quickly understand why this is true; we will not prove it formally.

Since  $\lim_{x \rightarrow a} f(x) = L$ , there is a value  $\delta_1$  so that  $0 < |x - a| < \delta_1$  implies  $|f(x) - L| < |\epsilon/(2M)|$ . This means that  $0 < |x - a| < \delta_1$  implies  $|f(x) - L||M| < \epsilon/2$ . You can see where this is going: if we can make  $|f(x)||g(x) - M| < \epsilon/2$  also, then we'll be done.

We can make  $|g(x) - M|$  smaller than any fixed number by making  $x$  close enough to  $a$ ; unfortunately,  $\epsilon/(2f(x))$  is not a fixed number, since  $x$  is a variable. Here we need another little trick, just like the one we used in analyzing  $x^2$ . We can find a  $\delta_2$  so that  $|x - a| < \delta_2$  implies that  $|f(x) - L| < 1$ , meaning that  $L - 1 < f(x) < L + 1$ . This means that  $|f(x)| < N$ , where  $N$  is either  $|L - 1|$  or  $|L + 1|$ , depending on whether  $L$  is negative or positive. The important point is that  $N$  doesn't depend on  $x$ . Finally, we know that there is a  $\delta_3$  so that  $0 < |x - a| < \delta_3$  implies  $|g(x) - M| < \epsilon/(2N)$ . Now we're ready to put everything together. Let  $\delta$  be the smallest of  $\delta_1$ ,  $\delta_2$ , and  $\delta_3$ . Then  $|x - a| < \delta$  implies that  $|f(x) - L| < |\epsilon/(2M)|$ ,  $|f(x)| < N$ , and  $|g(x) - M| < \epsilon/(2N)$ . Then

$$\begin{aligned} |f(x)g(x) - LM| &\leq |f(x)||g(x) - M| + |f(x) - L||M| \\ &< N \frac{\epsilon}{2N} + \left| \frac{\epsilon}{2M} \right| |M| \\ &= \frac{\epsilon}{2} + \frac{\epsilon}{2} = \epsilon. \end{aligned}$$

This is just what we needed, so by the official definition,  $\lim_{x \rightarrow a} f(x)g(x) = LM$ . ■

#### 44 Chapter 2 Instantaneous Rate of Change: The Derivative

A handful of such theorems give us the tools to compute many limits without explicitly working with the definition of limit.

**THEOREM 2.3.6** Suppose that  $\lim_{x \rightarrow a} f(x) = L$  and  $\lim_{x \rightarrow a} g(x) = M$  and  $k$  is some constant. Then

$$\begin{aligned}\lim_{x \rightarrow a} kf(x) &= k \lim_{x \rightarrow a} f(x) = kL \\ \lim_{x \rightarrow a} (f(x) + g(x)) &= \lim_{x \rightarrow a} f(x) + \lim_{x \rightarrow a} g(x) = L + M \\ \lim_{x \rightarrow a} (f(x) - g(x)) &= \lim_{x \rightarrow a} f(x) - \lim_{x \rightarrow a} g(x) = L - M \\ \lim_{x \rightarrow a} (f(x)g(x)) &= \lim_{x \rightarrow a} f(x) \cdot \lim_{x \rightarrow a} g(x) = LM \\ \lim_{x \rightarrow a} \frac{f(x)}{g(x)} &= \frac{\lim_{x \rightarrow a} f(x)}{\lim_{x \rightarrow a} g(x)} = \frac{L}{M}, \text{ if } M \text{ is not } 0\end{aligned}$$

■

Roughly speaking, these rules say that to compute the limit of an algebraic expression, it is enough to compute the limits of the “innermost bits” and then combine these limits. This often means that it is possible to simply plug in a value for the variable, since  $\lim_{x \rightarrow a} x = a$ .

**EXAMPLE 2.3.7** Compute  $\lim_{x \rightarrow 1} \frac{x^2 - 3x + 5}{x - 2}$ . If we apply the theorem in all its gory detail, we get

$$\begin{aligned}\lim_{x \rightarrow 1} \frac{x^2 - 3x + 5}{x - 2} &= \frac{\lim_{x \rightarrow 1} (x^2 - 3x + 5)}{\lim_{x \rightarrow 1} (x - 2)} \\ &= \frac{(\lim_{x \rightarrow 1} x^2) - (\lim_{x \rightarrow 1} 3x) + (\lim_{x \rightarrow 1} 5)}{(\lim_{x \rightarrow 1} x) - (\lim_{x \rightarrow 1} 2)} \\ &= \frac{(\lim_{x \rightarrow 1} x)^2 - 3(\lim_{x \rightarrow 1} x) + 5}{(\lim_{x \rightarrow 1} x) - 2} \\ &= \frac{1^2 - 3 \cdot 1 + 5}{1 - 2} \\ &= \frac{1 - 3 + 5}{-1} = -3\end{aligned}$$

□

It is worth commenting on the trivial limit  $\lim_{x \rightarrow 1} 5$ . From one point of view this might seem meaningless, as the number 5 can’t “approach” any value, since it is simply a fixed



number. But 5 can, and should, be interpreted here as the function that has value 5 everywhere,  $f(x) = 5$ , with graph a horizontal line. From this point of view it makes sense to ask what happens to the height of the function as  $x$  approaches 1.

Of course, as we've already seen, we're primarily interested in limits that aren't so easy, namely, limits in which a denominator approaches zero. There are a handful of algebraic tricks that work on many of these limits.

**EXAMPLE 2.3.8** Compute  $\lim_{x \rightarrow 1} \frac{x^2 + 2x - 3}{x - 1}$ . We can't simply plug in  $x = 1$  because that makes the denominator zero. However:

$$\begin{aligned} \lim_{x \rightarrow 1} \frac{x^2 + 2x - 3}{x - 1} &= \lim_{x \rightarrow 1} \frac{(x - 1)(x + 3)}{x - 1} \\ &= \lim_{x \rightarrow 1} (x + 3) = 4 \end{aligned}$$

□

While theorem 2.3.6 is very helpful, we need a bit more to work easily with limits. Since the theorem applies when some limits are already known, we need to know the behavior of some functions that cannot themselves be constructed from the simple arithmetic operations of the theorem, such as  $\sqrt{x}$ . Also, there is one other extraordinarily useful way to put functions together: composition. If  $f(x)$  and  $g(x)$  are functions, we can form two functions by composition:  $f(g(x))$  and  $g(f(x))$ . For example, if  $f(x) = \sqrt{x}$  and  $g(x) = x^2 + 5$ , then  $f(g(x)) = \sqrt{x^2 + 5}$  and  $g(f(x)) = (\sqrt{x})^2 + 5 = x + 5$ . Here is a companion to theorem 2.3.6 for composition:

**THEOREM 2.3.9** Suppose that  $\lim_{x \rightarrow a} g(x) = L$  and  $\lim_{x \rightarrow L} f(x) = f(L)$ . Then

$$\lim_{x \rightarrow a} f(g(x)) = f(L).$$

■

Note the special form of the condition on  $f$ : it is not enough to know that  $\lim_{x \rightarrow L} f(x) = M$ , though it is a bit tricky to see why. Many of the most familiar functions do have this property, and this theorem can therefore be applied. For example:

**THEOREM 2.3.10** Suppose that  $n$  is a positive integer. Then

$$\lim_{x \rightarrow a} \sqrt[n]{x} = \sqrt[n]{a},$$

provided that  $a$  is positive if  $n$  is even. ■

This theorem is not too difficult to prove from the definition of limit.

Another of the most common algebraic tricks was used in section 2.1. Here's another example:

**EXAMPLE 2.3.11** Compute  $\lim_{x \rightarrow -1} \frac{\sqrt{x+5} - 2}{x+1}$ .

$$\begin{aligned} \lim_{x \rightarrow -1} \frac{\sqrt{x+5} - 2}{x+1} &= \lim_{x \rightarrow -1} \frac{\sqrt{x+5} - 2}{x+1} \frac{\sqrt{x+5} + 2}{\sqrt{x+5} + 2} \\ &= \lim_{x \rightarrow -1} \frac{x+5-4}{(x+1)(\sqrt{x+5} + 2)} \\ &= \lim_{x \rightarrow -1} \frac{x+1}{(x+1)(\sqrt{x+5} + 2)} \\ &= \lim_{x \rightarrow -1} \frac{1}{\sqrt{x+5} + 2} = \frac{1}{4} \end{aligned}$$

At the very last step we have used theorems 2.3.9 and 2.3.10. □

Occasionally we will need a slightly modified version of the limit definition. Consider the function  $f(x) = \sqrt{1-x^2}$ , the upper half of the unit circle. What can we say about  $\lim_{x \rightarrow 1} f(x)$ ? It is apparent from the graph of this familiar function that as  $x$  gets close to 1 from the left, the value of  $f(x)$  gets close to zero. It does not even make sense to ask what happens as  $x$  approaches 1 from the right, since  $f(x)$  is not defined there. The definition of the limit, however, demands that  $f(1 + \Delta x)$  be close to  $f(1)$  whether  $\Delta x$  is positive or negative. Sometimes the limit of a function exists from one side or the other (or both) even though the limit does not exist. Since it is useful to be able to talk about this situation, we introduce the concept of **one sided limit**:

**DEFINITION 2.3.12 One-sided limit** Suppose that  $f(x)$  is a function. We say that  $\lim_{x \rightarrow a^-} f(x) = L$  if for every  $\epsilon > 0$  there is a  $\delta > 0$  so that whenever  $0 < a - x < \delta$ ,  $|f(x) - L| < \epsilon$ . We say that  $\lim_{x \rightarrow a^+} f(x) = L$  if for every  $\epsilon > 0$  there is a  $\delta > 0$  so that whenever  $0 < x - a < \delta$ ,  $|f(x) - L| < \epsilon$ . □

Usually  $\lim_{x \rightarrow a^-} f(x)$  is read “the limit of  $f(x)$  from the left” and  $\lim_{x \rightarrow a^+} f(x)$  is read “the limit of  $f(x)$  from the right”.

**EXAMPLE 2.3.13** Discuss  $\lim_{x \rightarrow 0} \frac{x}{|x|}$ ,  $\lim_{x \rightarrow 0^-} \frac{x}{|x|}$ , and  $\lim_{x \rightarrow 0^+} \frac{x}{|x|}$ .

The function  $f(x) = x/|x|$  is undefined at 0; when  $x > 0$ ,  $|x| = x$  and so  $f(x) = 1$ ; when  $x < 0$ ,  $|x| = -x$  and  $f(x) = -1$ . Thus  $\lim_{x \rightarrow 0^-} \frac{x}{|x|} = \lim_{x \rightarrow 0^-} -1 = -1$  while  $\lim_{x \rightarrow 0^+} \frac{x}{|x|} =$

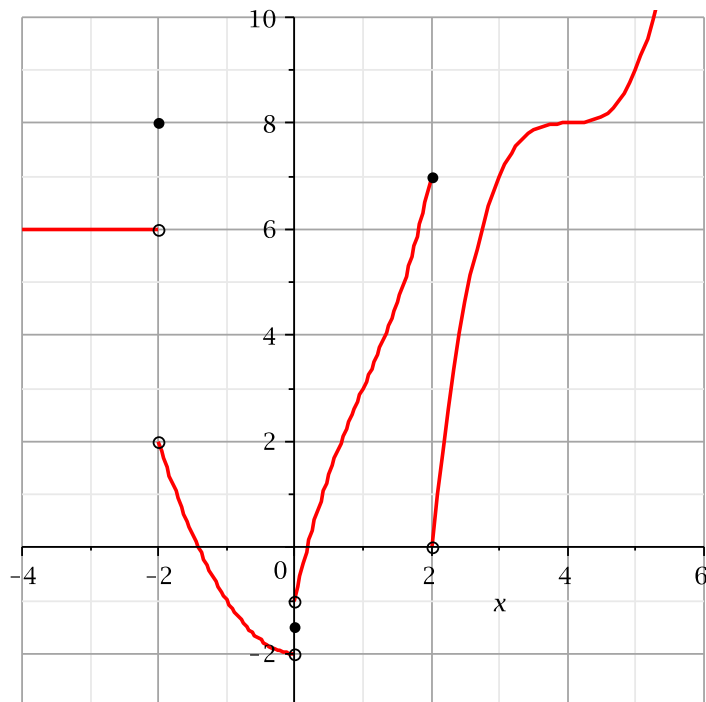
$\lim_{x \rightarrow 0^+} 1 = 1$ . The limit of  $f(x)$  must be equal to both the left and right limits; since they are different, the limit  $\lim_{x \rightarrow 0} \frac{x}{|x|}$  does not exist.  $\square$

### Exercises 2.3.

Compute the limits. If a limit does not exist, explain why.

1.  $\lim_{x \rightarrow 3} \frac{x^2 + x - 12}{x - 3} \Rightarrow$
2.  $\lim_{x \rightarrow 1} \frac{x^2 + x - 12}{x - 3} \Rightarrow$
3.  $\lim_{x \rightarrow -4} \frac{x^2 + x - 12}{x - 3} \Rightarrow$
4.  $\lim_{x \rightarrow 2} \frac{x^2 + x - 12}{x - 2} \Rightarrow$
5.  $\lim_{x \rightarrow 1} \frac{\sqrt{x+8} - 3}{x - 1} \Rightarrow$
6.  $\lim_{x \rightarrow 0^+} \sqrt{\frac{1}{x} + 2} - \sqrt{\frac{1}{x}} \Rightarrow$
7.  $\lim_{x \rightarrow 2} 3 \Rightarrow$
8.  $\lim_{x \rightarrow 4} 3x^3 - 5x \Rightarrow$
9.  $\lim_{x \rightarrow 0} \frac{4x - 5x^2}{x - 1} \Rightarrow$
10.  $\lim_{x \rightarrow 1} \frac{x^2 - 1}{x - 1} \Rightarrow$
11.  $\lim_{x \rightarrow 0^+} \frac{\sqrt{2 - x^2}}{x} \Rightarrow$
12.  $\lim_{x \rightarrow 0^+} \frac{\sqrt{2 - x^2}}{x + 1} \Rightarrow$
13.  $\lim_{x \rightarrow a} \frac{x^3 - a^3}{x - a} \Rightarrow$
14.  $\lim_{x \rightarrow 2} (x^2 + 4)^3 \Rightarrow$
15.  $\lim_{x \rightarrow 1} \begin{cases} x - 5 & x \neq 1, \\ 7 & x = 1. \end{cases} \Rightarrow$
16.  $\lim_{x \rightarrow 0} x \sin\left(\frac{1}{x}\right)$  (Hint: Use the fact that  $|\sin a| \leq 1$  for any real number  $a$ . You should probably use the definition of a limit here.)  $\Rightarrow$
17. Give an  $\epsilon$ - $\delta$  proof, similar to example 2.3.3, of the fact that  $\lim_{x \rightarrow 4} (2x - 5) = 3$ .

18. Evaluate the expressions by reference to this graph:



- |                                     |                                       |                                       |
|-------------------------------------|---------------------------------------|---------------------------------------|
| (a) $\lim_{x \rightarrow 4} f(x)$   | (b) $\lim_{x \rightarrow -3} f(x)$    | (c) $\lim_{x \rightarrow 0} f(x)$     |
| (d) $\lim_{x \rightarrow 0^-} f(x)$ | (e) $\lim_{x \rightarrow 0^+} f(x)$   | (f) $f(-2)$                           |
| (g) $\lim_{x \rightarrow 2^-} f(x)$ | (h) $\lim_{x \rightarrow -2^-} f(x)$  | (i) $\lim_{x \rightarrow 0} f(x+1)$   |
| (j) $f(0)$                          | (k) $\lim_{x \rightarrow 1^-} f(x-4)$ | (l) $\lim_{x \rightarrow 0^+} f(x-2)$ |
- $\Rightarrow$

19. Use a calculator to estimate  $\lim_{x \rightarrow 0} \frac{\sin x}{x}$ .

20. Use a calculator to estimate  $\lim_{x \rightarrow 0} \frac{\tan(3x)}{\tan(5x)}$ .

## 2.4 THE DERIVATIVE FUNCTION

We have seen how to create, or derive, a new function  $f'(x)$  from a function  $f(x)$ , summarized in the paragraph containing equation 2.1.1. Now that we have the concept of limits, we can make this more precise.

**DEFINITION 2.4.1** The derivative of a function  $f$ , denoted  $f'$ , is

$$f'(x) = \lim_{\Delta x \rightarrow 0} \frac{f(x + \Delta x) - f(x)}{\Delta x}.$$

□

We know that  $f'$  carries important information about the original function  $f$ . In one example we saw that  $f'(x)$  tells us how steep the graph of  $f(x)$  is; in another we saw that  $f'(x)$  tells us the velocity of an object if  $f(x)$  tells us the position of the object at time  $x$ . As we said earlier, this same mathematical idea is useful whenever  $f(x)$  represents some changing quantity and we want to know something about how it changes, or roughly, the “rate” at which it changes. Most functions encountered in practice are built up from a small collection of “primitive” functions in a few simple ways, for example, by adding or multiplying functions together to get new, more complicated functions. To make good use of the information provided by  $f'(x)$  we need to be able to compute it for a variety of such functions.

We will begin to use different notations for the derivative of a function. While initially confusing, each is often useful so it is worth maintaining multiple versions of the same thing.

Consider again the function  $f(x) = \sqrt{625 - x^2}$ . We have computed the derivative  $f'(x) = -x/\sqrt{625 - x^2}$ , and have already noted that if we use the alternate notation  $y = \sqrt{625 - x^2}$  then we might write  $y' = -x/\sqrt{625 - x^2}$ . Another notation is quite different, and in time it will become clear why it is often a useful one. Recall that to compute the the derivative of  $f$  we computed

$$\lim_{\Delta x \rightarrow 0} \frac{\sqrt{625 - (7 + \Delta x)^2} - 24}{\Delta x}.$$

The denominator here measures a distance in the  $x$  direction, sometimes called the “run”, and the numerator measures a distance in the  $y$  direction, sometimes called the “rise,” and “rise over run” is the slope of a line. Recall that sometimes such a numerator is abbreviated  $\Delta y$ , exchanging brevity for a more detailed expression. So in general, a derivative is given by

$$y' = \lim_{\Delta x \rightarrow 0} \frac{\Delta y}{\Delta x}.$$

To recall the form of the limit, we sometimes say instead that

$$\frac{dy}{dx} = \lim_{\Delta x \rightarrow 0} \frac{\Delta y}{\Delta x}.$$

In other words,  $dy/dx$  is another notation for the derivative, and it reminds us that it is related to an actual slope between two points. This notation is called **Leibniz notation**, after Gottfried Leibniz, who developed the fundamentals of calculus independently, at about the same time that Isaac Newton did. Again, since we often use  $f$  and  $f(x)$  to mean the original function, we sometimes use  $df/dx$  and  $df(x)/dx$  to refer to the derivative. If

## 50 Chapter 2 Instantaneous Rate of Change: The Derivative

the function  $f(x)$  is written out in full we often write the last of these something like this

$$f'(x) = \frac{d}{dx} \sqrt{625 - x^2}$$

with the function written to the side, instead of trying to fit it into the numerator.

**EXAMPLE 2.4.2** Find the derivative of  $y = f(t) = t^2$ .

We compute

$$\begin{aligned} y' &= \lim_{\Delta t \rightarrow 0} \frac{\Delta y}{\Delta t} = \lim_{\Delta t \rightarrow 0} \frac{(t + \Delta t)^2 - t^2}{\Delta t} \\ &= \lim_{\Delta t \rightarrow 0} \frac{t^2 + 2t\Delta t + \Delta t^2 - t^2}{\Delta t} \\ &= \lim_{\Delta t \rightarrow 0} \frac{2t\Delta t + \Delta t^2}{\Delta t} \\ &= \lim_{\Delta t \rightarrow 0} 2t + \Delta t = 2t. \end{aligned}$$

Remember that  $\Delta t$  is a single quantity, not a “ $\Delta$ ” times a “ $t$ ”, and so  $\Delta t^2$  is  $(\Delta t)^2$  not  $\Delta(t^2)$ . □

**EXAMPLE 2.4.3** Find the derivative of  $y = f(x) = 1/x$ .

The computation:

$$\begin{aligned} y' &= \lim_{\Delta x \rightarrow 0} \frac{\Delta y}{\Delta x} = \lim_{\Delta x \rightarrow 0} \frac{\frac{1}{x+\Delta x} - \frac{1}{x}}{\Delta x} \\ &= \lim_{\Delta x \rightarrow 0} \frac{\frac{x}{x(x+\Delta x)} - \frac{x+\Delta x}{x(x+\Delta x)}}{\Delta x} \\ &= \lim_{\Delta x \rightarrow 0} \frac{\frac{x-(x+\Delta x)}{x(x+\Delta x)}}{\Delta x} \\ &= \lim_{\Delta x \rightarrow 0} \frac{x - x - \Delta x}{x(x + \Delta x)\Delta x} \\ &= \lim_{\Delta x \rightarrow 0} \frac{-\Delta x}{x(x + \Delta x)\Delta x} \\ &= \lim_{\Delta x \rightarrow 0} \frac{-1}{x(x + \Delta x)} = \frac{-1}{x^2} \end{aligned}$$

□

**Note.** If you happen to know some “derivative formulas” from an earlier course, for the time being you should pretend that you do not know them. In examples like the ones above and the exercises below, you are required to know how to find the derivative

formula starting from basic principles. We will later develop some formulas so that we do not always need to do such computations, but we will continue to need to know how to do the more involved computations.

Sometimes one encounters a point in the domain of a function  $y = f(x)$  where there is *no derivative*, because there is no tangent line. In order for the notion of the tangent line at a point to make sense, the curve must be “smooth” at that point. This means that if you imagine a particle traveling at some steady speed along the curve, then the particle does not experience an abrupt change of direction. There are two types of situations you should be aware of—corners and cusps—where there’s a sudden change of direction and hence no derivative.

**EXAMPLE 2.4.4** Discuss the derivative of the absolute value function  $y = f(x) = |x|$ .

If  $x$  is positive, then this is the function  $y = x$ , whose derivative is the constant 1. (Recall that when  $y = f(x) = mx + b$ , the derivative is the slope  $m$ .) If  $x$  is negative, then we’re dealing with the function  $y = -x$ , whose derivative is the constant  $-1$ . If  $x = 0$ , then the function has a corner, i.e., there is no tangent line. A tangent line would have to point in the direction of the curve—but there are *two* directions of the curve that come together at the origin. We can summarize this as

$$y' = \begin{cases} 1 & \text{if } x > 0; \\ -1 & \text{if } x < 0; \\ \text{undefined} & \text{if } x = 0. \end{cases}$$

□

**EXAMPLE 2.4.5** Discuss the derivative of the function  $y = x^{2/3}$ , shown in figure 2.4.1. We will later see how to compute this derivative; for now we use the fact that  $y' = (2/3)x^{-1/3}$ . Visually this looks much like the absolute value function, but it technically has a cusp, not a corner. The absolute value function has no tangent line at 0 because there are (at least) two obvious contenders—the tangent line of the left side of the curve and the tangent line of the right side. The function  $y = x^{2/3}$  does not have a tangent line at 0, but unlike the absolute value function it can be said to have a single direction: as we approach 0 from either side the tangent line becomes closer and closer to a vertical line; the curve is vertical at 0. But as before, if you imagine traveling along the curve, an abrupt change in direction is required at 0: a full 180 degree turn. □

In practice we won’t worry much about the distinction between these examples; in both cases the function has a “sharp point” where there is no tangent line and no derivative.

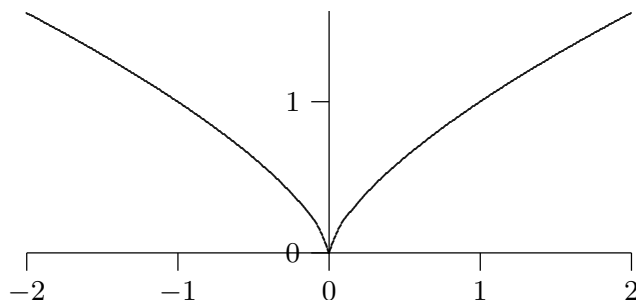
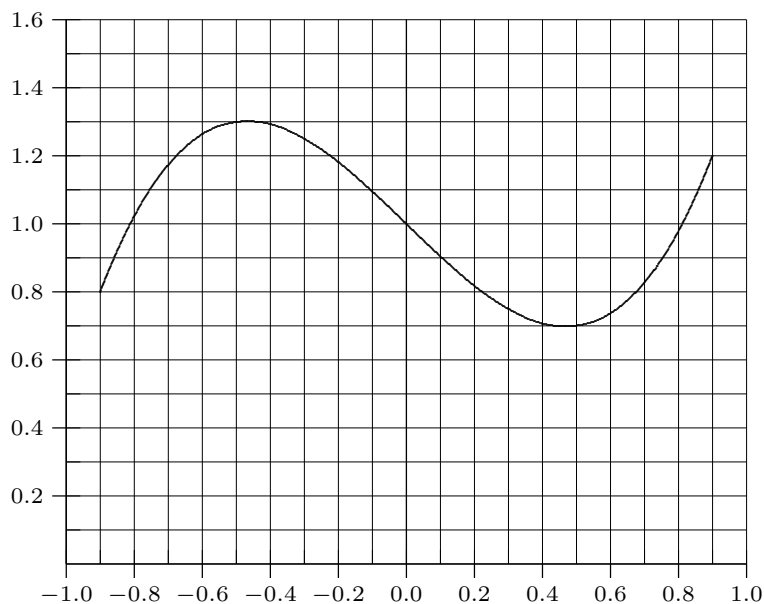


Figure 2.4.1 A cusp on  $x^{2/3}$ .

### Exercises 2.4.

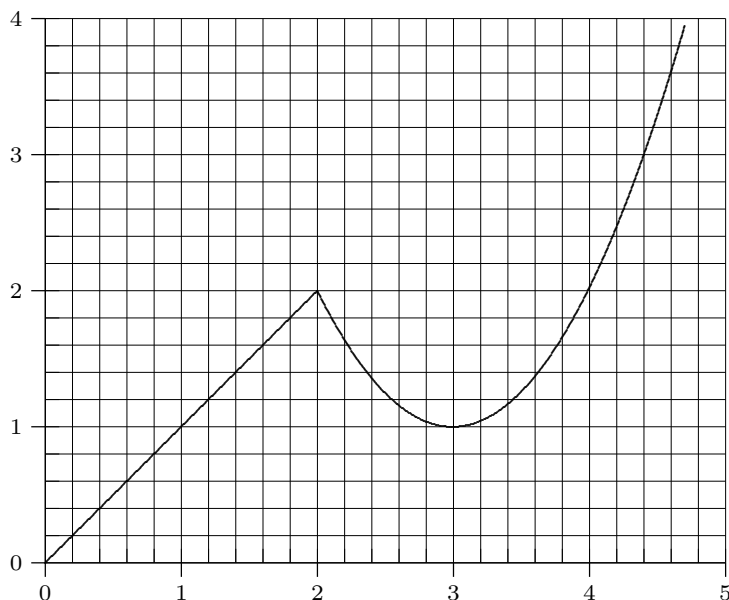
1. Find the derivative of  $y = f(x) = \sqrt{169 - x^2}$ .  $\Rightarrow$
2. Find the derivative of  $y = f(t) = 80 - 4.9t^2$ .  $\Rightarrow$
3. Find the derivative of  $y = f(x) = x^2 - (1/x)$ .  $\Rightarrow$
4. Find the derivative of  $y = f(x) = ax^2 + bx + c$  (where  $a$ ,  $b$ , and  $c$  are constants).  $\Rightarrow$
5. Find the derivative of  $y = f(x) = x^3$ .  $\Rightarrow$
6. Shown is the graph of a function  $f(x)$ . Sketch the graph of  $f'(x)$  by estimating the derivative at a number of points in the interval: estimate the derivative at regular intervals from one end of the interval to the other, and also at “special” points, as when the derivative is zero. Make sure you indicate any places where the derivative does not exist.



7. Shown is the graph of a function  $f(x)$ . Sketch the graph of  $f'(x)$  by estimating the derivative at a number of points in the interval: estimate the derivative at regular intervals from one end of the interval to the other, and also at “special” points, as when the derivative is zero.



Make sure you indicate any places where the derivative does not exist.



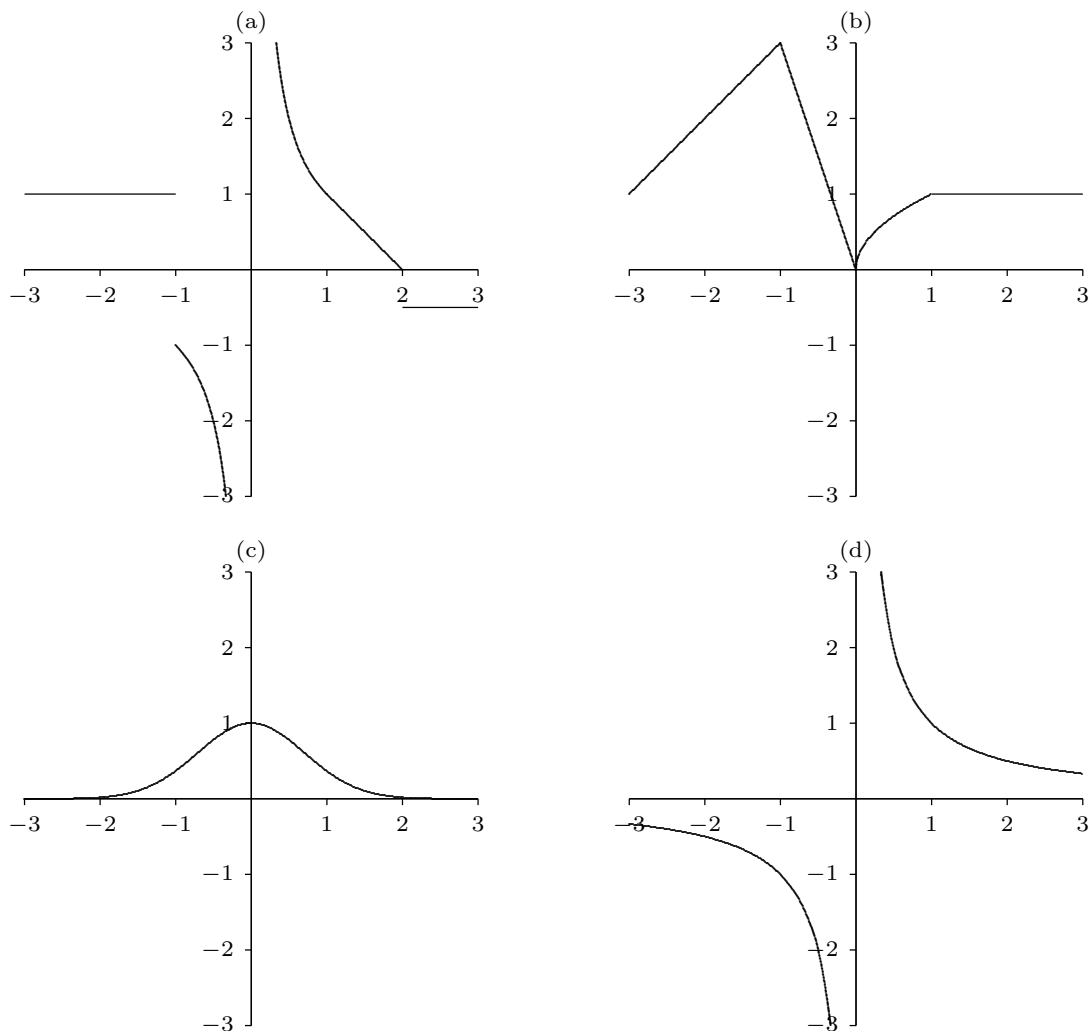
8. Find the derivative of  $y = f(x) = 2/\sqrt{2x+1} \Rightarrow$
9. Find the derivative of  $y = g(t) = (2t-1)/(t+2) \Rightarrow$
10. Find an equation for the tangent line to the graph of  $f(x) = 5 - x - 3x^2$  at the point  $x = 2 \Rightarrow$
11. Find a value for  $a$  so that the graph of  $f(x) = x^2 + ax - 3$  has a horizontal tangent line at  $x = 4. \Rightarrow$

## 2.5 PROPERTIES OF FUNCTIONS

As we have defined it in Section 1.3, a function is a very general object. At this point, it is useful to introduce a collection of properties of functions; knowing that a function has one of these properties can be very useful. Consider the graphs of the functions in Figure 2.5.1. It would clearly be useful to have words to help us describe the distinct features of each of them. We will point out and define a few properties (there are many more) of the functions pictured here. For the sake of the discussion, we will assume that the graphs do not exhibit any unusual behavior off-stage (i.e., outside the view of the graphs).

**Functions.** Each graph in Figure 2.5.1 certainly represents a function—since each passes the *vertical line test*. In other words, as you sweep a vertical line across the graph of each function, the line never intersects the graph more than once. If it did, then the graph would not represent a function.

**Bounded.** The graph in (c) appears to approach zero as  $x$  goes to both positive and negative infinity. It also never exceeds the value 1 or drops below the value 0. Because the graph never increases or decreases without bound, we say that the function represented by the graph in (c) is a **bounded** function.



**Figure 2.5.1** Function Types: (a) a discontinuous function, (b) a continuous function, (c) a bounded, differentiable function, (d) an unbounded, differentiable function

**DEFINITION 2.5.1 Bounded** A function  $f$  is bounded if there is a number  $M$  such that  $|f(x)| < M$  for every  $x$  in the domain of  $f$ .  $\square$

For the function in (c), one such choice for  $M$  would be 10. However, the smallest (optimal) choice would be  $M = 1$ . In either case, simply finding an  $M$  is enough to establish boundedness. No such  $M$  exists for the hyperbola in (d) and hence we say that it is **unbounded**.

**Continuity.** The graphs shown in (b) and (c) both represent **continuous** functions. Geometrically, this is because there are no jumps in the graphs. That is, if you pick a point on the graph and approach it from the left and right, the values of the function approach the value of the function at that point. For example, we can see that this is not true for function values near  $x = -1$  on the graph in (a) which is not continuous at that location.

**DEFINITION 2.5.2 Continuous at a Point** A function  $f$  is continuous at a point  $a$  if  $\lim_{x \rightarrow a} f(x) = f(a)$ .  $\square$

**DEFINITION 2.5.3 Continuous** A function  $f$  is continuous if it is continuous at every point in its domain.  $\square$

Strangely, we also say that (d) is continuous even though there is a vertical asymptote. A careful reading of the definition of continuous reveals the phrase “*at every point in its domain.*” Because the location of the asymptote,  $x = 0$ , is not in the domain of the function, and because the rest of the function is continuous, we say that (d) is continuous.

**Differentiability.** If a function has a derivative at every point, we say the function is **differentiable**. We can see that the tangent line is well-defined at every point on the graph in (c). Therefore, we say that (c) is a differentiable function.

**DEFINITION 2.5.4 Differentiable at a Point** A function  $f$  is differentiable at point  $a$  if  $f'(a)$  exists.  $\square$

**DEFINITION 2.5.5 Differentiable** A function  $f$  is differentiable if is differentiable at every point (excluding endpoints and isolated points in the domain of  $f$ ) in the domain of  $f$ .  $\square$

Take note that, for technical reasons not discussed here, both of these definitions exclude endpoints and isolated points in the domain from consideration.

We close with a useful theorem about continuous functions:

**THEOREM 2.5.6 Intermediate Value Theorem** If  $f$  is continuous on the interval  $[a, b]$  and  $d$  is between  $f(a)$  and  $f(b)$ , then there is a number  $c$  in  $[a, b]$  such that  $f(c) = d$ .  $\blacksquare$

This is most frequently used when  $d = 0$ .

**EXAMPLE 2.5.7** Explain why the function  $f = x^3 + 3x^2 + x - 2$  has a root between 0 and 1.

By theorem 2.3.6,  $f$  is continuous. Since  $f(0) = -2$  and  $f(1) = 3$ , and 0 is between  $-2$  and 3, there is a  $c \in [0, 1]$  such that  $f(c) = 0$ .  $\square$

This example also points the way to a simple method for approximating roots.

**EXAMPLE 2.5.8** Approximate the root of the previous example to one decimal place.

If we compute  $f(0.1)$ ,  $f(0.2)$ , and so on, we find that  $f(0.6) < 0$  and  $f(0.7) > 0$ , so by the Intermediate Value Theorem,  $f$  has a root between 0.6 and 0.7. Repeating the process

## 56 Chapter 2 Instantaneous Rate of Change: The Derivative

with  $f(0.61)$ ,  $f(0.62)$ , and so on, we find that  $f(0.61) < 0$  and  $f(0.62) > 0$ , so  $f$  has a root between 0.61 and 0.62, and the root is 0.6 rounded to one decimal place.  $\square$

### *Exercises 2.5.*

1. Along the lines of Figure 2.5.1, for each part below sketch the graph of a function that is:
  - a. bounded, but not continuous.
  - b. differentiable and unbounded.
  - c. continuous at  $x = 0$ , not continuous at  $x = 1$ , and bounded.
  - d. differentiable everywhere except at  $x = -1$ , continuous, and unbounded.
2. Is  $f(x) = \sin(x)$  a bounded function? If so, find the smallest  $M$ .  $\Rightarrow$
3. Is  $s(t) = 1/(1 + t^2)$  a bounded function? If so, find the smallest  $M$ .  $\Rightarrow$
4. Is  $v(u) = 2 \ln |u|$  a bounded function? If so, find the smallest  $M$ .  $\Rightarrow$
5. Consider the function

$$h(x) = \begin{cases} 2x - 3, & \text{if } x < 1 \\ 0, & \text{if } x \geq 1. \end{cases}$$

Show that it is continuous at the point  $x = 0$ . Is  $h$  a continuous function?  $\Rightarrow$

6. Approximate a root of  $f = x^3 - 4x^2 + 2x + 2$  to one decimal place.  $\Rightarrow$
7. Approximate a root of  $f = x^4 + x^3 - 5x + 1$  to one decimal place.  $\Rightarrow$

# 3

## Rules for Finding Derivatives

It is tedious to compute a limit every time we need to know the derivative of a function. Fortunately, we can develop a small collection of examples and rules that allow us to compute the derivative of almost any function we are likely to encounter. Many functions involve quantities raised to a constant power, such as polynomials and more complicated combinations like  $y = (\sin x)^4$ . So we start by examining powers of a single variable; this gives us a building block for more complicated examples.

### 3.1 THE POWER RULE

We start with the derivative of a power function,  $f(x) = x^n$ . Here  $n$  is a number of any kind: integer, rational, positive, negative, even irrational, as in  $x^\pi$ . We have already computed some simple examples, so the formula should not be a complete surprise:

$$\frac{d}{dx}x^n = nx^{n-1}.$$

It is not easy to show this is true for any  $n$ . We will do some of the easier cases now, and discuss the rest later.

The easiest, and most common, is the case that  $n$  is a positive integer. To compute the derivative we need to compute the following limit:

$$\frac{d}{dx}x^n = \lim_{\Delta x \rightarrow 0} \frac{(x + \Delta x)^n - x^n}{\Delta x}.$$

For a specific, fairly small value of  $n$ , we could do this by straightforward algebra.

**EXAMPLE 3.1.1** Find the derivative of  $f(x) = x^3$ .

$$\begin{aligned} \frac{d}{dx}x^3 &= \lim_{\Delta x \rightarrow 0} \frac{(x + \Delta x)^3 - x^3}{\Delta x} \\ &= \lim_{\Delta x \rightarrow 0} \frac{x^3 + 3x^2\Delta x + 3x\Delta x^2 + \Delta x^3 - x^3}{\Delta x} \\ &= \lim_{\Delta x \rightarrow 0} \frac{3x^2\Delta x + 3x\Delta x^2 + \Delta x^3}{\Delta x} \\ &= \lim_{\Delta x \rightarrow 0} 3x^2 + 3x\Delta x + \Delta x^2 = 3x^2. \end{aligned}$$

□

The general case is really not much harder as long as we don't try to do too much. The key is understanding what happens when  $(x + \Delta x)^n$  is multiplied out:

$$(x + \Delta x)^n = x^n + nx^{n-1}\Delta x + a_2x^{n-2}\Delta x^2 + \cdots + a_{n-1}x\Delta x^{n-1} + \Delta x^n.$$

We know that multiplying out will give a large number of terms all of the form  $x^i\Delta x^j$ , and in fact that  $i + j = n$  in every term. One way to see this is to understand that one method for multiplying out  $(x + \Delta x)^n$  is the following: In every  $(x + \Delta x)$  factor, pick either the  $x$  or the  $\Delta x$ , then multiply the  $n$  choices together; do this in all possible ways. For example, for  $(x + \Delta x)^3$ , there are eight possible ways to do this:

$$\begin{aligned} (x + \Delta x)(x + \Delta x)(x + \Delta x) &= xxx + xx\Delta x + x\Delta xx + x\Delta x\Delta x \\ &\quad + \Delta xxx + \Delta xx\Delta x + \Delta x\Delta xx + \Delta x\Delta x\Delta x \\ &= x^3 + x^2\Delta x + x^2\Delta x + x\Delta x^2 \\ &\quad + x^2\Delta x + x\Delta x^2 + x\Delta x^2 + \Delta x^3 \\ &= x^3 + 3x^2\Delta x + 3x\Delta x^2 + \Delta x^3 \end{aligned}$$

No matter what  $n$  is, there are  $n$  ways to pick  $\Delta x$  in one factor and  $x$  in the remaining  $n - 1$  factors; this means one term is  $nx^{n-1}\Delta x$ . The other coefficients are somewhat harder to understand, but we don't really need them, so in the formula above they have simply been called  $a_2$ ,  $a_3$ , and so on. We know that every one of these terms contains  $\Delta x$  to at least the power 2. Now let's look at the limit:

$$\begin{aligned} \frac{d}{dx}x^n &= \lim_{\Delta x \rightarrow 0} \frac{(x + \Delta x)^n - x^n}{\Delta x} \\ &= \lim_{\Delta x \rightarrow 0} \frac{x^n + nx^{n-1}\Delta x + a_2x^{n-2}\Delta x^2 + \cdots + a_{n-1}x\Delta x^{n-1} + \Delta x^n - x^n}{\Delta x} \\ &= \lim_{\Delta x \rightarrow 0} \frac{nx^{n-1}\Delta x + a_2x^{n-2}\Delta x^2 + \cdots + a_{n-1}x\Delta x^{n-1} + \Delta x^n}{\Delta x} \\ &= \lim_{\Delta x \rightarrow 0} nx^{n-1} + a_2x^{n-2}\Delta x + \cdots + a_{n-1}x\Delta x^{n-2} + \Delta x^{n-1} = nx^{n-1}. \end{aligned}$$

Now without much trouble we can verify the formula for negative integers. First let's look at an example:

**EXAMPLE 3.1.2** Find the derivative of  $y = x^{-3}$ . Using the formula,  $y' = -3x^{-3-1} = -3x^{-4}$ .  $\square$

Here is the general computation. Suppose  $n$  is a negative integer; the algebra is easier to follow if we use  $n = -m$  in the computation, where  $m$  is a positive integer.

$$\begin{aligned} \frac{d}{dx}x^n &= \frac{d}{dx}x^{-m} = \lim_{\Delta x \rightarrow 0} \frac{(x + \Delta x)^{-m} - x^{-m}}{\Delta x} \\ &= \lim_{\Delta x \rightarrow 0} \frac{\frac{1}{(x+\Delta x)^m} - \frac{1}{x^m}}{\Delta x} \\ &= \lim_{\Delta x \rightarrow 0} \frac{x^m - (x + \Delta x)^m}{(x + \Delta x)^m x^m \Delta x} \\ &= \lim_{\Delta x \rightarrow 0} \frac{x^m - (x^m + mx^{m-1}\Delta x + a_2x^{m-2}\Delta x^2 + \cdots + a_{m-1}x\Delta x^{m-1} + \Delta x^m)}{(x + \Delta x)^m x^m \Delta x} \\ &= \lim_{\Delta x \rightarrow 0} \frac{-mx^{m-1} - a_2x^{m-2}\Delta x - \cdots - a_{m-1}x\Delta x^{m-2} - \Delta x^{m-1}}{(x + \Delta x)^m x^m} \\ &= \frac{-mx^{m-1}}{x^m x^m} = \frac{-mx^{m-1}}{x^{2m}} = -mx^{m-1-2m} = nx^{-m-1} = nx^{n-1}. \end{aligned}$$

We will later see why the other cases of the power rule work, but from now on we will use the power rule whenever  $n$  is any real number. Let's note here a simple case in which the power rule applies, or almost applies, but is not really needed. Suppose that  $f(x) = 1$ ; remember that this "1" is a function, not "merely" a number, and that  $f(x) = 1$  has a graph that is a horizontal line, with slope zero everywhere. So we know that  $f'(x) = 0$ . We might also write  $f(x) = x^0$ , though there is some question about just what this means at  $x = 0$ . If we apply the power rule, we get  $f'(x) = 0x^{-1} = 0/x = 0$ , again noting that there is a problem at  $x = 0$ . So the power rule "works" in this case, but it's really best to just remember that the derivative of any constant function is zero.

### Exercises 3.1.

Find the derivatives of the given functions.

1.  $x^{100} \Rightarrow$

2.  $x^{-100} \Rightarrow$

3.  $\frac{1}{x^5} \Rightarrow$

4.  $x^\pi \Rightarrow$

5.  $x^{3/4} \Rightarrow$

6.  $x^{-9/7} \Rightarrow$

## 3.2 LINEARITY OF THE DERIVATIVE

An operation is linear if it behaves “nicely” with respect to multiplication by a constant and addition. The name comes from the equation of a line through the origin,  $f(x) = mx$ , and the following two properties of this equation. First,  $f(cx) = m(cx) = c(mx) = cf(x)$ , so the constant  $c$  can be “moved outside” or “moved through” the function  $f$ . Second,  $f(x + y) = m(x + y) = mx + my = f(x) + f(y)$ , so the addition symbol likewise can be moved through the function.

The corresponding properties for the derivative are:

$$(cf(x))' = \frac{d}{dx}cf(x) = c\frac{d}{dx}f(x) = cf'(x),$$

and

$$(f(x) + g(x))' = \frac{d}{dx}(f(x) + g(x)) = \frac{d}{dx}f(x) + \frac{d}{dx}g(x) = f'(x) + g'(x).$$

It is easy to see, or at least to believe, that these are true by thinking of the distance/speed interpretation of derivatives. If one object is at position  $f(t)$  at time  $t$ , we know its speed is given by  $f'(t)$ . Suppose another object is at position  $5f(t)$  at time  $t$ , namely, that it is always 5 times as far along the route as the first object. Then it “must” be going 5 times as fast at all times.

The second rule is somewhat more complicated, but here is one way to picture it. Suppose a flatbed railroad car is at position  $f(t)$  at time  $t$ , so the car is traveling at a speed of  $f'(t)$  (to be specific, let’s say that  $f(t)$  gives the position on the track of the rear end of the car). Suppose that an ant is crawling from the back of the car to the front so that its position *on the car* is  $g(t)$  and its speed *relative to the car* is  $g'(t)$ . Then in reality, at time  $t$ , the ant is at position  $f(t) + g(t)$  along the track, and its speed is “obviously”  $f'(t) + g'(t)$ .

We don’t want to rely on some more-or-less obvious physical interpretation to determine what is true mathematically, so let’s see how to verify these rules by computation.



We'll do one and leave the other for the exercises.

$$\begin{aligned}
 \frac{d}{dx}(f(x) + g(x)) &= \lim_{\Delta x \rightarrow 0} \frac{f(x + \Delta x) + g(x + \Delta x) - (f(x) + g(x))}{\Delta x} \\
 &= \lim_{\Delta x \rightarrow 0} \frac{f(x + \Delta x) + g(x + \Delta x) - f(x) - g(x)}{\Delta x} \\
 &= \lim_{\Delta x \rightarrow 0} \frac{f(x + \Delta x) - f(x) + g(x + \Delta x) - g(x)}{\Delta x} \\
 &= \lim_{\Delta x \rightarrow 0} \left( \frac{f(x + \Delta x) - f(x)}{\Delta x} + \frac{g(x + \Delta x) - g(x)}{\Delta x} \right) \\
 &= \lim_{\Delta x \rightarrow 0} \frac{f(x + \Delta x) - f(x)}{\Delta x} + \lim_{\Delta x \rightarrow 0} \frac{g(x + \Delta x) - g(x)}{\Delta x} \\
 &= f'(x) + g'(x)
 \end{aligned}$$

This is sometimes called the **sum rule** for derivatives.

**EXAMPLE 3.2.1** Find the derivative of  $f(x) = x^5 + 5x^2$ . We have to invoke linearity twice here:

$$f'(x) = \frac{d}{dx}(x^5 + 5x^2) = \frac{d}{dx}x^5 + \frac{d}{dx}(5x^2) = 5x^4 + 5 \frac{d}{dx}(x^2) = 5x^4 + 5 \cdot 2x^1 = 5x^4 + 10x. \quad \square$$

Because it is so easy with a little practice, we can usually combine all uses of linearity into a single step. The following example shows an acceptably detailed computation.

**EXAMPLE 3.2.2** Find the derivative of  $f(x) = 3/x^4 - 2x^2 + 6x - 7$ .

$$f'(x) = \frac{d}{dx} \left( \frac{3}{x^4} - 2x^2 + 6x - 7 \right) = \frac{d}{dx} (3x^{-4} - 2x^2 + 6x - 7) = -12x^{-5} - 4x + 6. \quad \square$$

### Exercises 3.2.

Find the derivatives of the functions in 1–6.

1.  $5x^3 + 12x^2 - 15 \Rightarrow$
2.  $-4x^5 + 3x^2 - 5/x^2 \Rightarrow$
3.  $5(-3x^2 + 5x + 1) \Rightarrow$
4.  $f(x) + g(x)$ , where  $f(x) = x^2 - 3x + 2$  and  $g(x) = 2x^3 - 5x \Rightarrow$
5.  $(x + 1)(x^2 + 2x - 3) \Rightarrow$
6.  $\sqrt{625 - x^2} + 3x^3 + 12$  (See section 2.1.)  $\Rightarrow$
7. Find an equation for the tangent line to  $f(x) = x^3/4 - 1/x$  at  $x = -2$ .  $\Rightarrow$

## 62 Chapter 3 Rules for Finding Derivatives

8. Find an equation for the tangent line to  $f(x) = 3x^2 - \pi^3$  at  $x = 4$ .  $\Rightarrow$
9. Suppose the position of an object at time  $t$  is given by  $f(t) = -49t^2/10 + 5t + 10$ . Find a function giving the speed of the object at time  $t$ . The acceleration of an object is the rate at which its speed is changing, which means it is given by the derivative of the speed function. Find the acceleration of the object at time  $t$ .  $\Rightarrow$
10. Let  $f(x) = x^3$  and  $c = 3$ . Sketch the graphs of  $f$ ,  $cf$ ,  $f'$ , and  $(cf)'$  on the same diagram.
11. The general polynomial  $P$  of degree  $n$  in the variable  $x$  has the form  $P(x) = \sum_{k=0}^n a_k x^k = a_0 + a_1 x + \dots + a_n x^n$ . What is the derivative (with respect to  $x$ ) of  $P$ ?  $\Rightarrow$
12. Find a cubic polynomial whose graph has horizontal tangents at  $(-2, 5)$  and  $(2, 3)$ .  $\Rightarrow$
13. Prove that  $\frac{d}{dx}(cf(x)) = cf'(x)$  using the definition of the derivative.
14. Suppose that  $f$  and  $g$  are differentiable at  $x$ . Show that  $f - g$  is differentiable at  $x$  using the two linearity properties from this section.

### 3.3 THE PRODUCT RULE

Consider the product of two simple functions, say  $f(x) = (x^2 + 1)(x^3 - 3x)$ . An obvious guess for the derivative of  $f$  is the product of the derivatives of the constituent functions:  $(2x)(3x^2 - 3) = 6x^3 - 6x$ . Is this correct? We can easily check, by rewriting  $f$  and doing the calculation in a way that is known to work. First,  $f(x) = x^5 - 3x^3 + x^3 - 3x = x^5 - 2x^3 - 3x$ , and then  $f'(x) = 5x^4 - 6x^2 - 3$ . Not even close! What went “wrong”? Well, nothing really, except the guess was wrong.

So the derivative of  $f(x)g(x)$  is NOT as simple as  $f'(x)g'(x)$ . Surely there is some rule for such a situation? There is, and it is instructive to “discover” it by trying to do the general calculation even without knowing the answer in advance.

$$\begin{aligned}\frac{d}{dx}(f(x)g(x)) &= \lim_{\Delta x \rightarrow 0} \frac{f(x + \Delta x)g(x + \Delta x) - f(x)g(x)}{\Delta x} \\ &= \lim_{\Delta x \rightarrow 0} \frac{f(x + \Delta x)g(x + \Delta x) - f(x + \Delta x)g(x) + f(x + \Delta x)g(x) - f(x)g(x)}{\Delta x} \\ &= \lim_{\Delta x \rightarrow 0} \frac{f(x + \Delta x)g(x + \Delta x) - f(x + \Delta x)g(x)}{\Delta x} + \lim_{\Delta x \rightarrow 0} \frac{f(x + \Delta x)g(x) - f(x)g(x)}{\Delta x} \\ &= \lim_{\Delta x \rightarrow 0} f(x + \Delta x) \frac{g(x + \Delta x) - g(x)}{\Delta x} + \lim_{\Delta x \rightarrow 0} \frac{f(x + \Delta x) - f(x)}{\Delta x} g(x) \\ &= f(x)g'(x) + f'(x)g(x)\end{aligned}$$

A couple of items here need discussion. First, we used a standard trick, “add and subtract the same thing”, to transform what we had into a more useful form. After some rewriting, we realize that we have two limits that produce  $f'(x)$  and  $g'(x)$ . Of course,  $f'(x)$  and

$g'(x)$  must actually exist for this to make sense. We also replaced  $\lim_{\Delta x \rightarrow 0} f(x + \Delta x)$  with  $f(x)$ —why is this justified?

What we really need to know here is that  $\lim_{\Delta x \rightarrow 0} f(x + \Delta x) = f(x)$ , or in the language of section 2.5, that  $f$  is continuous at  $x$ . We already know that  $f'(x)$  exists (or the whole approach, writing the derivative of  $fg$  in terms of  $f'$  and  $g'$ , doesn't make sense). This turns out to imply that  $f$  is continuous as well. Here's why:

$$\begin{aligned} \lim_{\Delta x \rightarrow 0} f(x + \Delta x) &= \lim_{\Delta x \rightarrow 0} (f(x + \Delta x) - f(x) + f(x)) \\ &= \lim_{\Delta x \rightarrow 0} \frac{f(x + \Delta x) - f(x)}{\Delta x} \Delta x + \lim_{\Delta x \rightarrow 0} f(x) \\ &= f'(x) \cdot 0 + f(x) = f(x) \end{aligned}$$

To summarize: the product rule says that

$$\frac{d}{dx}(f(x)g(x)) = f(x)g'(x) + f'(x)g(x).$$

Returning to the example we started with, let  $f(x) = (x^2 + 1)(x^3 - 3x)$ . Then  $f'(x) = (x^2 + 1)(3x^2 - 3) + (2x)(x^3 - 3x) = 3x^4 - 3x^2 + 3x^2 - 3 + 2x^4 - 6x^2 = 5x^4 - 6x^2 - 3$ , as before. In this case it is probably simpler to multiply  $f(x)$  out first, then compute the derivative; here's an example for which we really need the product rule.

**EXAMPLE 3.3.1** Compute the derivative of  $f(x) = x^2\sqrt{625 - x^2}$ . We have already computed  $\frac{d}{dx}\sqrt{625 - x^2} = \frac{-x}{\sqrt{625 - x^2}}$ . Now

$$f'(x) = x^2 \frac{-x}{\sqrt{625 - x^2}} + 2x\sqrt{625 - x^2} = \frac{-x^3 + 2x(625 - x^2)}{\sqrt{625 - x^2}} = \frac{-3x^3 + 1250x}{\sqrt{625 - x^2}}.$$

□

### Exercises 3.3.

In 1–4, find the derivatives of the functions using the product rule.

1.  $x^3(x^3 - 5x + 10) \Rightarrow$
2.  $(x^2 + 5x - 3)(x^5 - 6x^3 + 3x^2 - 7x + 1) \Rightarrow$
3.  $\sqrt{x}\sqrt{625 - x^2} \Rightarrow$
4.  $\frac{\sqrt{625 - x^2}}{x^{20}} \Rightarrow$
5. Use the product rule to compute the derivative of  $f(x) = (2x - 3)^2$ . Sketch the function. Find an equation of the tangent line to the curve at  $x = 2$ . Sketch the tangent line at  $x = 2$ .  
 $\Rightarrow$

## 64 Chapter 3 Rules for Finding Derivatives

6. Suppose that  $f$ ,  $g$ , and  $h$  are differentiable functions. Show that  $(fgh)'(x) = f'(x)g(x)h(x) + f(x)g'(x)h(x) + f(x)g(x)h'(x)$ .
7. State and prove a rule to compute  $(fghi)'(x)$ , similar to the rule in the previous problem.

**Product notation.** Suppose  $f_1, f_2, \dots, f_n$  are functions. The product of all these functions can be written

$$\prod_{k=1}^n f_k.$$

This is similar to the use of  $\sum$  to denote a sum. For example,

$$\prod_{k=1}^5 f_k = f_1 f_2 f_3 f_4 f_5$$

and

$$\prod_{k=1}^n k = 1 \cdot 2 \cdot \dots \cdot n = n!.$$

We sometimes use somewhat more complicated conditions; for example

$$\prod_{k=1, k \neq j}^n f_k$$

denotes the product of  $f_1$  through  $f_n$  except for  $f_j$ . For example,

$$\prod_{k=1, k \neq 4}^5 x^k = x \cdot x^2 \cdot x^3 \cdot x^5 = x^{11}.$$

8. The **generalized product rule** says that if  $f_1, f_2, \dots, f_n$  are differentiable functions at  $x$  then

$$\frac{d}{dx} \prod_{k=1}^n f_k(x) = \sum_{j=1}^n \left( f_j'(x) \prod_{k=1, k \neq j}^n f_k(x) \right).$$

Verify that this is the same as your answer to the previous problem when  $n = 4$ , and write out what this says when  $n = 5$ .

## 3.4 THE QUOTIENT RULE

What is the derivative of  $(x^2 + 1)/(x^3 - 3x)$ ? More generally, we'd like to have a formula to compute the derivative of  $f(x)/g(x)$  if we already know  $f'(x)$  and  $g'(x)$ . Instead of attacking this problem head-on, let's notice that we've already done part of the problem:  $f(x)/g(x) = f(x) \cdot (1/g(x))$ , that is, this is "really" a product, and we can compute the derivative if we know  $f'(x)$  and  $(1/g(x))'$ . So really the only new bit of information we need is  $(1/g(x))'$  in terms of  $g'(x)$ . As with the product rule, let's set this up and see how

far we can get:

$$\begin{aligned}
 \frac{d}{dx} \frac{1}{g(x)} &= \lim_{\Delta x \rightarrow 0} \frac{\frac{1}{g(x+\Delta x)} - \frac{1}{g(x)}}{\Delta x} \\
 &= \lim_{\Delta x \rightarrow 0} \frac{\frac{g(x) - g(x+\Delta x)}{g(x+\Delta x)g(x)}}{\Delta x} \\
 &= \lim_{\Delta x \rightarrow 0} \frac{g(x) - g(x+\Delta x)}{g(x+\Delta x)g(x)\Delta x} \\
 &= \lim_{\Delta x \rightarrow 0} -\frac{g(x+\Delta x) - g(x)}{\Delta x} \frac{1}{g(x+\Delta x)g(x)} \\
 &= -\frac{g'(x)}{g(x)^2}
 \end{aligned}$$

Now we can put this together with the product rule:

$$\frac{d}{dx} \frac{f(x)}{g(x)} = f(x) \frac{-g'(x)}{g(x)^2} + f'(x) \frac{1}{g(x)} = \frac{-f(x)g'(x) + f'(x)g(x)}{g(x)^2} = \frac{f'(x)g(x) - f(x)g'(x)}{g(x)^2}.$$

**EXAMPLE 3.4.1** Compute the derivative of  $(x^2 + 1)/(x^3 - 3x)$ .

$$\frac{d}{dx} \frac{x^2 + 1}{x^3 - 3x} = \frac{2x(x^3 - 3x) - (x^2 + 1)(3x^2 - 3)}{(x^3 - 3x)^2} = \frac{-x^4 - 6x^2 + 3}{(x^3 - 3x)^2}. \quad \square$$

It is often possible to calculate derivatives in more than one way, as we have already seen. Since every quotient can be written as a product, it is always possible to use the product rule to compute the derivative, though it is not always simpler.

**EXAMPLE 3.4.2** Find the derivative of  $\sqrt{625 - x^2}/\sqrt{x}$  in two ways: using the quotient rule, and using the product rule.

Quotient rule:

$$\frac{d}{dx} \frac{\sqrt{625 - x^2}}{\sqrt{x}} = \frac{\sqrt{x}(-x/\sqrt{625 - x^2}) - \sqrt{625 - x^2} \cdot 1/(2\sqrt{x})}{x}.$$

Note that we have used  $\sqrt{x} = x^{1/2}$  to compute the derivative of  $\sqrt{x}$  by the power rule.

Product rule:

$$\frac{d}{dx} \sqrt{625 - x^2} x^{-1/2} = \sqrt{625 - x^2} \frac{-1}{2} x^{-3/2} + \frac{-x}{\sqrt{625 - x^2}} x^{-1/2}.$$

With a bit of algebra, both of these simplify to

$$-\frac{x^2 + 625}{2\sqrt{625 - x^2}x^{3/2}}.$$

□

## 66 Chapter 3 Rules for Finding Derivatives

Occasionally you will need to compute the derivative of a quotient with a constant numerator, like  $10/x^2$ . Of course you can use the quotient rule, but it is usually not the easiest method. If we do use it here, we get

$$\frac{d}{dx} \frac{10}{x^2} = \frac{x^2 \cdot 0 - 10 \cdot 2x}{x^4} = \frac{-20}{x^3},$$

since the derivative of 10 is 0. But it is simpler to do this:

$$\frac{d}{dx} \frac{10}{x^2} = \frac{d}{dx} 10x^{-2} = -20x^{-3}.$$

Admittedly,  $x^2$  is a particularly simple denominator, but we will see that a similar calculation is usually possible. Another approach is to remember that

$$\frac{d}{dx} \frac{1}{g(x)} = \frac{-g'(x)}{g(x)^2},$$

but this requires extra memorization. Using this formula,

$$\frac{d}{dx} \frac{10}{x^2} = 10 \frac{-2x}{x^4}.$$

Note that we first use linearity of the derivative to pull the 10 out in front.

### Exercises 3.4.

Find the derivatives of the functions in 1–4 using the quotient rule.

1.  $\frac{x^3}{x^3 - 5x + 10} \Rightarrow$

2.  $\frac{x^2 + 5x - 3}{x^5 - 6x^3 + 3x^2 - 7x + 1} \Rightarrow$

3.  $\frac{\sqrt{x}}{\sqrt{625 - x^2}} \Rightarrow$

4.  $\frac{\sqrt{625 - x^2}}{x^{20}} \Rightarrow$

5. Find an equation for the tangent line to  $f(x) = (x^2 - 4)/(5 - x)$  at  $x = 3$ .  $\Rightarrow$

6. Find an equation for the tangent line to  $f(x) = (x - 2)/(x^3 + 4x - 1)$  at  $x = 1$ .  $\Rightarrow$

7. Let  $P$  be a polynomial of degree  $n$  and let  $Q$  be a polynomial of degree  $m$  (with  $Q$  not the zero polynomial). Using sigma notation we can write

$$P = \sum_{k=0}^n a_k x^k, \quad Q = \sum_{k=0}^m b_k x^k.$$

Use sigma notation to write the derivative of the **rational function**  $P/Q$ .

8. The curve  $y = 1/(1 + x^2)$  is an example of a class of curves each of which is called a **witch of Agnesi**. Sketch the curve and find the tangent line to the curve at  $x = 5$ . (The word *witch* here is a mistranslation of the original Italian, as described at

<http://mathworld.wolfram.com/WitchofAgnesi.html>

and

<http://witchofagnesi.org/>

$\Rightarrow$

9. If  $f'(4) = 5$ ,  $g'(4) = 12$ ,  $(fg)(4) = f(4)g(4) = 2$ , and  $g(4) = 6$ , compute  $f(4)$  and  $\frac{d}{dx} \frac{f}{g}$  at 4.  
 $\Rightarrow$

### 3.5 THE CHAIN RULE

So far we have seen how to compute the derivative of a function built up from other functions by addition, subtraction, multiplication and division. There is another very important way that we combine simple functions to make more complicated functions: function composition, as discussed in section 2.3. For example, consider  $\sqrt{625 - x^2}$ . This function has many simpler components, like 625 and  $x^2$ , and then there is that square root symbol, so the square root function  $\sqrt{x} = x^{1/2}$  is involved. The obvious question is: can we compute the derivative using the derivatives of the constituents  $625 - x^2$  and  $\sqrt{x}$ ? We can indeed. In general, if  $f(x)$  and  $g(x)$  are functions, we can compute the derivatives of  $f(g(x))$  and  $g(f(x))$  in terms of  $f'(x)$  and  $g'(x)$ .

**EXAMPLE 3.5.1** Form the two possible compositions of  $f(x) = \sqrt{x}$  and  $g(x) = 625 - x^2$  and compute the derivatives. First,  $f(g(x)) = \sqrt{625 - x^2}$ , and the derivative is  $-x/\sqrt{625 - x^2}$  as we have seen. Second,  $g(f(x)) = 625 - (\sqrt{x})^2 = 625 - x$  with derivative  $-1$ . Of course, these calculations do not use anything new, and in particular the derivative of  $f(g(x))$  was somewhat tedious to compute from the definition.  $\square$

Suppose we want the derivative of  $f(g(x))$ . Again, let's set up the derivative and play some algebraic tricks:

$$\begin{aligned} \frac{d}{dx} f(g(x)) &= \lim_{\Delta x \rightarrow 0} \frac{f(g(x + \Delta x)) - f(g(x))}{\Delta x} \\ &= \lim_{\Delta x \rightarrow 0} \frac{f(g(x + \Delta x)) - f(g(x))}{g(x + \Delta x) - g(x)} \frac{g(x + \Delta x) - g(x)}{\Delta x} \end{aligned}$$

Now we see immediately that the second fraction turns into  $g'(x)$  when we take the limit. The first fraction is more complicated, but it too looks something like a derivative. The denominator,  $g(x + \Delta x) - g(x)$ , is a change in the value of  $g$ , so let's abbreviate it as  $\Delta g = g(x + \Delta x) - g(x)$ , which also means  $g(x + \Delta x) = g(x) + \Delta g$ . This gives us

$$\lim_{\Delta x \rightarrow 0} \frac{f(g(x) + \Delta g) - f(g(x))}{\Delta g}.$$

As  $\Delta x$  goes to 0, it is also true that  $\Delta g$  goes to 0, because  $g(x + \Delta x)$  goes to  $g(x)$ . So we can rewrite this limit as

$$\lim_{\Delta g \rightarrow 0} \frac{f(g(x) + \Delta g) - f(g(x))}{\Delta g}.$$

## 68 Chapter 3 Rules for Finding Derivatives

Now this looks exactly like a derivative, namely  $f'(g(x))$ , that is, the function  $f'(x)$  with  $x$  replaced by  $g(x)$ . If this all withstands scrutiny, we then get

$$\frac{d}{dx}f(g(x)) = f'(g(x))g'(x).$$

Unfortunately, there is a small flaw in the argument. Recall that what we mean by  $\lim_{\Delta x \rightarrow 0}$  involves what happens when  $\Delta x$  is close to 0 *but not equal to 0*. The qualification is very important, since we must be able to divide by  $\Delta x$ . But when  $\Delta x$  is close to 0 but not equal to 0,  $\Delta g = g(x + \Delta x) - g(x)$  is close to 0 *and possibly equal to 0*. This means it doesn't really make sense to divide by  $\Delta g$ . Fortunately, it is possible to recast the argument to avoid this difficulty, but it is a bit tricky; we will not include the details, which can be found in many calculus books. Note that many functions  $g$  do have the property that  $g(x + \Delta x) - g(x) \neq 0$  when  $\Delta x$  is small, and for these functions the argument above is fine.

The chain rule has a particularly simple expression if we use the Leibniz notation for the derivative. The quantity  $f'(g(x))$  is the derivative of  $f$  with  $x$  replaced by  $g$ ; this can be written  $df/dg$ . As usual,  $g'(x) = dg/dx$ . Then the chain rule becomes

$$\frac{df}{dx} = \frac{df}{dg} \frac{dg}{dx}.$$

This looks like trivial arithmetic, but it is not:  $dg/dx$  is not a fraction, that is, not literal division, but a single symbol that means  $g'(x)$ . Nevertheless, it turns out that what looks like trivial arithmetic, and is therefore easy to remember, is really true.

It will take a bit of practice to make the use of the chain rule come naturally—it is more complicated than the earlier differentiation rules we have seen.

**EXAMPLE 3.5.2** Compute the derivative of  $\sqrt{625 - x^2}$ . We already know that the answer is  $-x/\sqrt{625 - x^2}$ , computed directly from the limit. In the context of the chain rule, we have  $f(x) = \sqrt{x}$ ,  $g(x) = 625 - x^2$ . We know that  $f'(x) = (1/2)x^{-1/2}$ , so  $f'(g(x)) = (1/2)(625 - x^2)^{-1/2}$ . Note that this is a two step computation: first compute  $f'(x)$ , then replace  $x$  by  $g(x)$ . Since  $g'(x) = -2x$  we have

$$f'(g(x))g'(x) = \frac{1}{2\sqrt{625 - x^2}}(-2x) = \frac{-x}{\sqrt{625 - x^2}}.$$

□

**EXAMPLE 3.5.3** Compute the derivative of  $1/\sqrt{625 - x^2}$ . This is a quotient with a constant numerator, so we could use the quotient rule, but it is simpler to use the chain



rule. The function is  $(625 - x^2)^{-1/2}$ , the composition of  $f(x) = x^{-1/2}$  and  $g(x) = 625 - x^2$ . We compute  $f'(x) = (-1/2)x^{-3/2}$  using the power rule, and then

$$f'(g(x))g'(x) = \frac{-1}{2(625 - x^2)^{3/2}}(-2x) = \frac{x}{(625 - x^2)^{3/2}}.$$

□

In practice, of course, you will need to use more than one of the rules we have developed to compute the derivative of a complicated function.

**EXAMPLE 3.5.4** Compute the derivative of

$$f(x) = \frac{x^2 - 1}{x\sqrt{x^2 + 1}}.$$

The “last” operation here is division, so to get started we need to use the quotient rule first. This gives

$$\begin{aligned} f'(x) &= \frac{(x^2 - 1)'x\sqrt{x^2 + 1} - (x^2 - 1)(x\sqrt{x^2 + 1})'}{x^2(x^2 + 1)} \\ &= \frac{2x^2\sqrt{x^2 + 1} - (x^2 - 1)(x\sqrt{x^2 + 1})'}{x^2(x^2 + 1)}. \end{aligned}$$

Now we need to compute the derivative of  $x\sqrt{x^2 + 1}$ . This is a product, so we use the product rule:

$$\frac{d}{dx}x\sqrt{x^2 + 1} = x\frac{d}{dx}\sqrt{x^2 + 1} + \sqrt{x^2 + 1}.$$

Finally, we use the chain rule:

$$\frac{d}{dx}\sqrt{x^2 + 1} = \frac{d}{dx}(x^2 + 1)^{1/2} = \frac{1}{2}(x^2 + 1)^{-1/2}(2x) = \frac{x}{\sqrt{x^2 + 1}}.$$

And putting it all together:

$$\begin{aligned} f'(x) &= \frac{2x^2\sqrt{x^2 + 1} - (x^2 - 1)(x\sqrt{x^2 + 1})'}{x^2(x^2 + 1)} \\ &= \frac{2x^2\sqrt{x^2 + 1} - (x^2 - 1)\left(x\frac{x}{\sqrt{x^2 + 1}} + \sqrt{x^2 + 1}\right)}{x^2(x^2 + 1)}. \end{aligned}$$

This can be simplified of course, but we have done all the calculus, so that only algebra is left. □

**EXAMPLE 3.5.5** Compute the derivative of  $\sqrt{1 + \sqrt{1 + \sqrt{x}}}$ . Here we have a more complicated chain of compositions, so we use the chain rule twice. At the outermost “layer” we have the function  $g(x) = 1 + \sqrt{1 + \sqrt{x}}$  plugged into  $f(x) = \sqrt{x}$ , so applying the chain rule once gives

$$\frac{d}{dx} \sqrt{1 + \sqrt{1 + \sqrt{x}}} = \frac{1}{2} \left(1 + \sqrt{1 + \sqrt{x}}\right)^{-1/2} \frac{d}{dx} \left(1 + \sqrt{1 + \sqrt{x}}\right).$$

Now we need the derivative of  $\sqrt{1 + \sqrt{x}}$ . Using the chain rule again:

$$\frac{d}{dx} \sqrt{1 + \sqrt{x}} = \frac{1}{2} (1 + \sqrt{x})^{-1/2} \frac{1}{2} x^{-1/2}.$$

So the original derivative is

$$\begin{aligned} \frac{d}{dx} \sqrt{1 + \sqrt{1 + \sqrt{x}}} &= \frac{1}{2} \left(1 + \sqrt{1 + \sqrt{x}}\right)^{-1/2} \frac{1}{2} (1 + \sqrt{x})^{-1/2} \frac{1}{2} x^{-1/2} \\ &= \frac{1}{8\sqrt{x}\sqrt{1 + \sqrt{x}}\sqrt{1 + \sqrt{1 + \sqrt{x}}}} \end{aligned} \quad \square$$

Using the chain rule, the power rule, and the product rule, it is possible to avoid using the quotient rule entirely.

**EXAMPLE 3.5.6** Compute the derivative of  $f(x) = \frac{x^3}{x^2 + 1}$ . Write  $f(x) = x^3(x^2 + 1)^{-1}$ , then

$$\begin{aligned} f'(x) &= x^3 \frac{d}{dx} (x^2 + 1)^{-1} + 3x^2 (x^2 + 1)^{-1} \\ &= x^3 (-1) (x^2 + 1)^{-2} (2x) + 3x^2 (x^2 + 1)^{-1} \\ &= -2x^4 (x^2 + 1)^{-2} + 3x^2 (x^2 + 1)^{-1} \\ &= \frac{-2x^4}{(x^2 + 1)^2} + \frac{3x^2}{x^2 + 1} \\ &= \frac{-2x^4}{(x^2 + 1)^2} + \frac{3x^2(x^2 + 1)}{(x^2 + 1)^2} \\ &= \frac{-2x^4 + 3x^4 + 3x^2}{(x^2 + 1)^2} = \frac{x^4 + 3x^2}{(x^2 + 1)^2} \end{aligned}$$

Note that we already had the derivative on the second line; all the rest is simplification. It is easier to get to this answer by using the quotient rule, so there’s a trade off: more work for fewer memorized formulas.  $\square$

**Exercises 3.5.**

Find the derivatives of the functions. For extra practice, and to check your answers, do some of these in more than one way if possible.

1.  $x^4 - 3x^3 + (1/2)x^2 + 7x - \pi \Rightarrow$
2.  $x^3 - 2x^2 + 4\sqrt{x} \Rightarrow$
3.  $(x^2 + 1)^3 \Rightarrow$
4.  $x\sqrt{169 - x^2} \Rightarrow$
5.  $(x^2 - 4x + 5)\sqrt{25 - x^2} \Rightarrow$
6.  $\sqrt{r^2 - x^2}$ ,  $r$  is a constant  $\Rightarrow$
7.  $\sqrt{1 + x^4} \Rightarrow$
8.  $\frac{1}{\sqrt{5 - \sqrt{x}}} \Rightarrow$
9.  $(1 + 3x)^2 \Rightarrow$
10.  $\frac{x^2 + x + 1}{1 - x} \Rightarrow$
11.  $\frac{\sqrt{25 - x^2}}{x} \Rightarrow$
12.  $\sqrt{\frac{169}{x} - x} \Rightarrow$
13.  $\sqrt{x^3 - x^2 - (1/x)} \Rightarrow$
14.  $100/(100 - x^2)^{3/2} \Rightarrow$
15.  $\sqrt[3]{x + x^3} \Rightarrow$
16.  $\sqrt{(x^2 + 1)^2 + \sqrt{1 + (x^2 + 1)^2}} \Rightarrow$
17.  $(x + 8)^5 \Rightarrow$
18.  $(4 - x)^3 \Rightarrow$
19.  $(x^2 + 5)^3 \Rightarrow$
20.  $(6 - 2x^2)^3 \Rightarrow$
21.  $(1 - 4x^3)^{-2} \Rightarrow$
22.  $5(x + 1 - 1/x) \Rightarrow$
23.  $4(2x^2 - x + 3)^{-2} \Rightarrow$
24.  $\frac{1}{1 + 1/x} \Rightarrow$
25.  $\frac{-3}{4x^2 - 2x + 1} \Rightarrow$
26.  $(x^2 + 1)(5 - 2x)/2 \Rightarrow$
27.  $(3x^2 + 1)(2x - 4)^3 \Rightarrow$
28.  $\frac{x + 1}{x - 1} \Rightarrow$
29.  $\frac{x^2 - 1}{x^2 + 1} \Rightarrow$
30.  $\frac{(x - 1)(x - 2)}{x - 3} \Rightarrow$
31.  $\frac{2x^{-1} - x^{-2}}{3x^{-1} - 4x^{-2}} \Rightarrow$
32.  $3(x^2 + 1)(2x^2 - 1)(2x + 3) \Rightarrow$
33.  $\frac{1}{(2x + 1)(x - 3)} \Rightarrow$
34.  $((2x + 1)^{-1} + 3)^{-1} \Rightarrow$
35.  $(2x + 1)^3(x^2 + 1)^2 \Rightarrow$
36. Find an equation for the tangent line to  $f(x) = (x - 2)^{1/3}/(x^3 + 4x - 1)^2$  at  $x = 1$ .  $\Rightarrow$
37. Find an equation for the tangent line to  $y = 9x^{-2}$  at  $(3, 1)$ .  $\Rightarrow$
38. Find an equation for the tangent line to  $(x^2 - 4x + 5)\sqrt{25 - x^2}$  at  $(3, 8)$ .  $\Rightarrow$
39. Find an equation for the tangent line to  $\frac{(x^2 + x + 1)}{(1 - x)}$  at  $(2, -7)$ .  $\Rightarrow$
40. Find an equation for the tangent line to  $\sqrt{(x^2 + 1)^2 + \sqrt{1 + (x^2 + 1)^2}}$  at  $(1, \sqrt{4 + \sqrt{5}})$ .  $\Rightarrow$



# 4

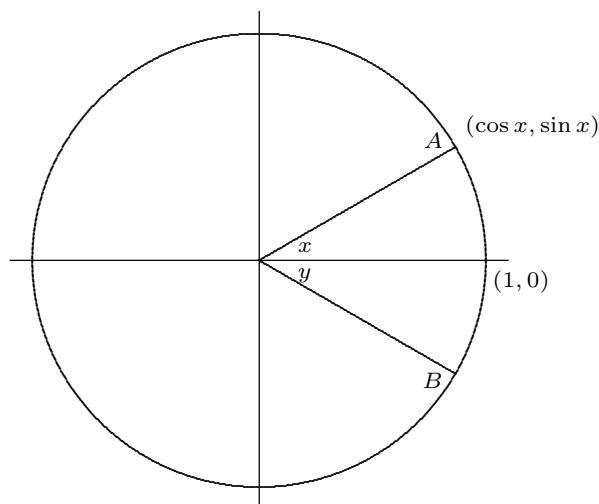
## Trigonometric Functions

So far we have used only algebraic functions as examples when finding derivatives, that is, functions that can be built up by the usual algebraic operations of addition, subtraction, multiplication, division, and raising to constant powers. Both in theory and practice there are other functions, called transcendental, that are very useful. Most important among these are the trigonometric functions, the inverse trigonometric functions, exponential functions, and logarithms. In this chapter we investigate the trigonometric functions.

### 4.1 TRIGONOMETRIC FUNCTIONS

When you first encountered the trigonometric functions it was probably in the context of “triangle trigonometry,” defining, for example, the sine of an angle as the “side opposite over the hypotenuse.” While this will still be useful in an informal way, we need to use a more expansive definition of the trigonometric functions. First an important note: while degree measure of angles is sometimes convenient because it is so familiar, it turns out to be ill-suited to mathematical calculation, so (almost) everything we do will be in terms of **radian measure** of angles.

To define the radian measurement system, we consider the unit circle in the  $xy$ -plane:



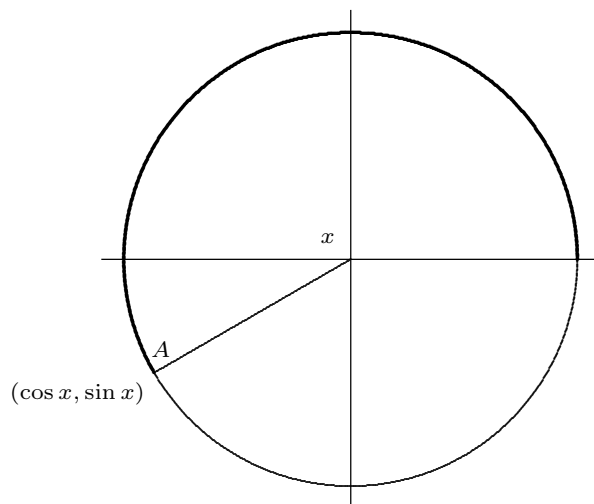
An angle,  $x$ , at the center of the circle is associated with an arc of the circle which is said to **subtend** the angle. In the figure, this arc is the portion of the circle from point  $(1, 0)$  to point  $A$ . The length of this arc is the radian measure of the angle  $x$ ; the fact that the radian measure is an actual geometric length is largely responsible for the usefulness of radian measure. The circumference of the unit circle is  $2\pi r = 2\pi(1) = 2\pi$ , so the radian measure of the full circular angle (that is, of the 360 degree angle) is  $2\pi$ .

While an angle with a particular measure can appear anywhere around the circle, we need a fixed, conventional location so that we can use the coordinate system to define properties of the angle. The standard convention is to place the starting radius for the angle on the positive  $x$ -axis, and to measure positive angles counterclockwise around the circle. In the figure,  $x$  is the standard location of the angle  $\pi/6$ , that is, the length of the arc from  $(1, 0)$  to  $A$  is  $\pi/6$ . The angle  $y$  in the picture is  $-\pi/6$ , because the distance from  $(1, 0)$  to  $B$  along the circle is also  $\pi/6$ , but in a clockwise direction.

Now the fundamental trigonometric definitions are: the cosine of  $x$  and the sine of  $x$  are the first and second coordinates of the point  $A$ , as indicated in the figure. The angle  $x$  shown can be viewed as an angle of a right triangle, meaning the usual triangle definitions of the sine and cosine also make sense. Since the hypotenuse of the triangle is 1, the “side opposite over hypotenuse” definition of the sine is the second coordinate of point  $A$  over 1, which is just the second coordinate; in other words, both methods give the same value for the sine.

The simple triangle definitions work only for angles that can “fit” in a right triangle, namely, angles between 0 and  $\pi/2$ . The coordinate definitions, on the other hand, apply

to any angles, as indicated in this figure:



The angle  $x$  is subtended by the heavy arc in the figure, that is,  $x = 7\pi/6$ . Both coordinates of point  $A$  in this figure are negative, so the sine and cosine of  $7\pi/6$  are both negative.

The remaining trigonometric functions can be most easily defined in terms of the sine and cosine, as usual:

$$\tan x = \frac{\sin x}{\cos x}$$

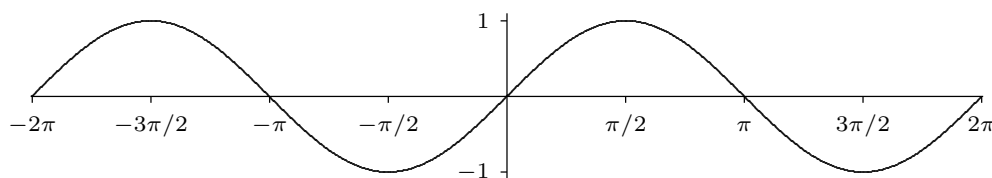
$$\cot x = \frac{\cos x}{\sin x}$$

$$\sec x = \frac{1}{\cos x}$$

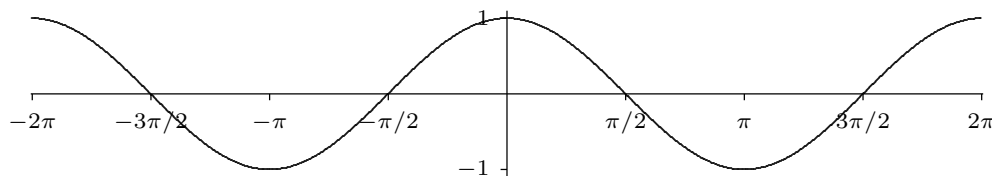
$$\csc x = \frac{1}{\sin x}$$

and they can also be defined as the corresponding ratios of coordinates.

Although the trigonometric functions are defined in terms of the unit circle, the unit circle diagram is not what we normally consider the graph of a trigonometric function. (The unit circle is the graph of, well, the circle.) We can easily get a qualitatively correct idea of the graphs of the trigonometric functions from the unit circle diagram. Consider the sine function,  $y = \sin x$ . As  $x$  increases from 0 in the unit circle diagram, the second coordinate of the point  $A$  goes from 0 to a maximum of 1, then back to 0, then to a minimum of  $-1$ , then back to 0, and then it obviously repeats itself. So the graph of  $y = \sin x$  must look something like this:



Similarly, as angle  $x$  increases from 0 in the unit circle diagram, the first coordinate of the point  $A$  goes from 1 to 0 then to  $-1$ , back to 0 and back to 1, so the graph of  $y = \cos x$  must look something like this:



### Exercises 4.1.

Some useful trigonometric identities are in appendix B.

1. Find all values of  $\theta$  such that  $\sin(\theta) = -1$ ; give your answer in radians.  $\Rightarrow$
2. Find all values of  $\theta$  such that  $\cos(2\theta) = 1/2$ ; give your answer in radians.  $\Rightarrow$
3. Use an angle sum identity to compute  $\cos(\pi/12)$ .  $\Rightarrow$
4. Use an angle sum identity to compute  $\tan(5\pi/12)$ .  $\Rightarrow$
5. Verify the identity  $\cos^2(t)/(1 - \sin(t)) = 1 + \sin(t)$ .
6. Verify the identity  $2 \csc(2\theta) = \sec(\theta) \csc(\theta)$ .
7. Verify the identity  $\sin(3\theta) - \sin(\theta) = 2 \cos(2\theta) \sin(\theta)$ .
8. Sketch  $y = 2 \sin(x)$ .
9. Sketch  $y = \sin(3x)$ .
10. Sketch  $y = \sin(-x)$ .
11. Find all of the solutions of  $2 \sin(t) - 1 - \sin^2(t) = 0$  in the interval  $[0, 2\pi]$ .  $\Rightarrow$

## 4.2 THE DERIVATIVE OF $\sin x$

What about the derivative of the sine function? The rules for derivatives that we have are no help, since  $\sin x$  is not an algebraic function. We need to return to the definition of the derivative, set up a limit, and try to compute it. Here's the definition:

$$\frac{d}{dx} \sin x = \lim_{\Delta x \rightarrow 0} \frac{\sin(x + \Delta x) - \sin x}{\Delta x}.$$

Using some trigonometric identities, we can make a little progress on the quotient:

$$\begin{aligned} \frac{\sin(x + \Delta x) - \sin x}{\Delta x} &= \frac{\sin x \cos \Delta x + \sin \Delta x \cos x - \sin x}{\Delta x} \\ &= \sin x \frac{\cos \Delta x - 1}{\Delta x} + \cos x \frac{\sin \Delta x}{\Delta x}. \end{aligned}$$



This isolates the difficult bits in the two limits

$$\lim_{\Delta x \rightarrow 0} \frac{\cos \Delta x - 1}{\Delta x} \quad \text{and} \quad \lim_{\Delta x \rightarrow 0} \frac{\sin \Delta x}{\Delta x}.$$

Here we get a little lucky: it turns out that once we know the second limit the first is quite easy. The second is quite tricky, however. Indeed, it is the hardest limit we will actually compute, and we devote a section to it.

### 4.3 A HARD LIMIT

We want to compute this limit:

$$\lim_{\Delta x \rightarrow 0} \frac{\sin \Delta x}{\Delta x}.$$

Equivalently, to make the notation a bit simpler, we can compute

$$\lim_{x \rightarrow 0} \frac{\sin x}{x}.$$

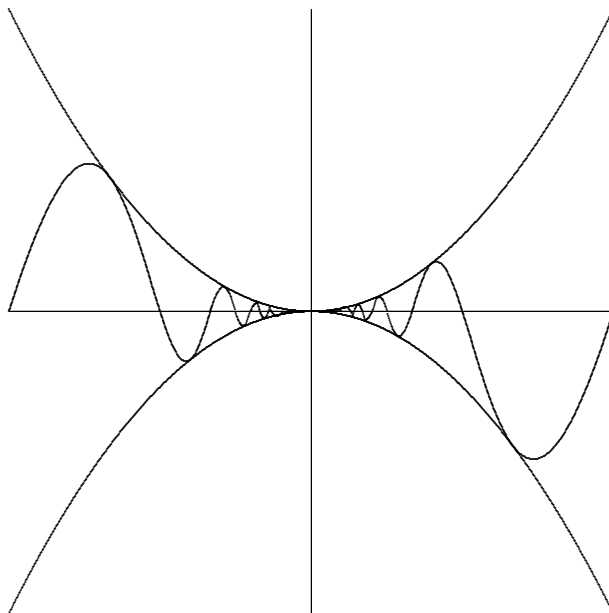
In the original context we need to keep  $x$  and  $\Delta x$  separate, but here it doesn't hurt to rename  $\Delta x$  to something more convenient.

To do this we need to be quite clever, and to employ some indirect reasoning. The indirect reasoning is embodied in a theorem, frequently called the **squeeze theorem**.

**THEOREM 4.3.1 Squeeze Theorem** Suppose that  $g(x) \leq f(x) \leq h(x)$  for all  $x$  close to  $a$  but not equal to  $a$ . If  $\lim_{x \rightarrow a} g(x) = L = \lim_{x \rightarrow a} h(x)$ , then  $\lim_{x \rightarrow a} f(x) = L$ . ■

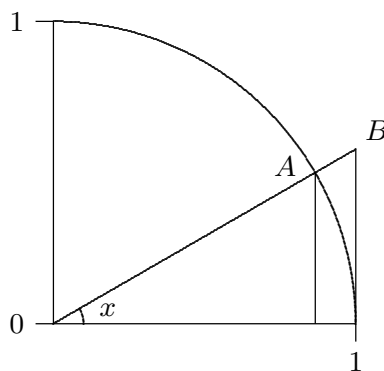
This theorem can be proved using the official definition of limit. We won't prove it here, but point out that it is easy to understand and believe graphically. The condition says that  $f(x)$  is trapped between  $g(x)$  below and  $h(x)$  above, and that at  $x = a$ , both  $g$  and  $h$  approach the same value. This means the situation looks something like figure 4.3.1. The wiggly curve is  $x^2 \sin(\pi/x)$ , the upper and lower curves are  $x^2$  and  $-x^2$ . Since the sine function is always between  $-1$  and  $1$ ,  $-x^2 \leq x^2 \sin(\pi/x) \leq x^2$ , and it is easy to see that  $\lim_{x \rightarrow 0} -x^2 = 0 = \lim_{x \rightarrow 0} x^2$ . It is not so easy to see directly, that is algebraically, that  $\lim_{x \rightarrow 0} x^2 \sin(\pi/x) = 0$ , because the  $\pi/x$  prevents us from simply plugging in  $x = 0$ . The squeeze theorem makes this "hard limit" as easy as the trivial limits involving  $x^2$ .

To do the hard limit that we want,  $\lim_{x \rightarrow 0} (\sin x)/x$ , we will find two simpler functions  $g$  and  $h$  so that  $g(x) \leq (\sin x)/x \leq h(x)$ , and so that  $\lim_{x \rightarrow 0} g(x) = \lim_{x \rightarrow 0} h(x)$ . Not too surprisingly, this will require some trigonometry and geometry. Referring to figure 4.3.2,  $x$  is the measure of the angle in radians. Since the circle has radius 1, the coordinates of



**Figure 4.3.1** The squeeze theorem.

point  $A$  are  $(\cos x, \sin x)$ , and the area of the small triangle is  $(\cos x \sin x)/2$ . This triangle is completely contained within the circular wedge-shaped region bordered by two lines and the circle from  $(1, 0)$  to point  $A$ . Comparing the areas of the triangle and the wedge we see  $(\cos x \sin x)/2 \leq x/2$ , since the area of a circular region with angle  $\theta$  and radius  $r$  is  $\theta r^2/2$ . With a little algebra this turns into  $(\sin x)/x \leq 1/\cos x$ , giving us the  $h$  we seek.



**Figure 4.3.2** Visualizing  $\sin x/x$ .

To find  $g$ , we note that the circular wedge is completely contained inside the larger triangle. The height of the triangle, from  $(1, 0)$  to point  $B$ , is  $\tan x$ , so comparing areas we get  $x/2 \leq (\tan x)/2 = \sin x/(2 \cos x)$ . With a little algebra this becomes  $\cos x \leq (\sin x)/x$ . So now we have

$$\cos x \leq \frac{\sin x}{x} \leq \frac{1}{\cos x}.$$

Finally, the two limits  $\lim_{x \rightarrow 0} \cos x$  and  $\lim_{x \rightarrow 0} 1/\cos x$  are easy, because  $\cos(0) = 1$ . By the squeeze theorem,  $\lim_{x \rightarrow 0} (\sin x)/x = 1$  as well.

Before we can complete the calculation of the derivative of the sine, we need one other limit:

$$\lim_{x \rightarrow 0} \frac{\cos x - 1}{x}.$$

This limit is just as hard as  $\sin x/x$ , but closely related to it, so that we don't have to do a similar calculation; instead we can do a bit of tricky algebra.

$$\frac{\cos x - 1}{x} = \frac{\cos x - 1}{x} \frac{\cos x + 1}{\cos x + 1} = \frac{\cos^2 x - 1}{x(\cos x + 1)} = \frac{-\sin^2 x}{x(\cos x + 1)} = -\frac{\sin x}{x} \frac{\sin x}{\cos x + 1}.$$

To compute the desired limit it is sufficient to compute the limits of the two final fractions, as  $x$  goes to 0. The first of these is the hard limit we've just done, namely 1. The second turns out to be simple, because the denominator presents no problem:

$$\lim_{x \rightarrow 0} \frac{\sin x}{\cos x + 1} = \frac{\sin 0}{\cos 0 + 1} = \frac{0}{2} = 0.$$

Thus,

$$\lim_{x \rightarrow 0} \frac{\cos x - 1}{x} = 0.$$

### Exercises 4.3.

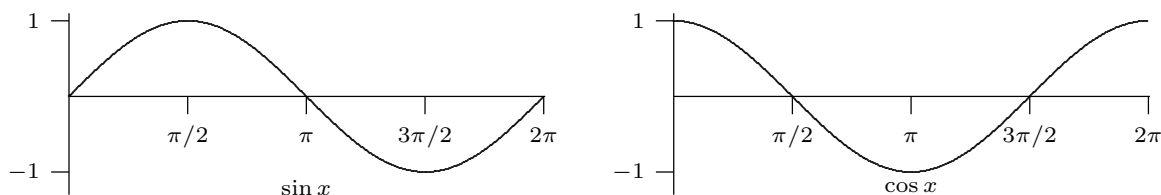
1. Compute  $\lim_{x \rightarrow 0} \frac{\sin(5x)}{x} \Rightarrow$
2. Compute  $\lim_{x \rightarrow 0} \frac{\sin(7x)}{\sin(2x)} \Rightarrow$
3. Compute  $\lim_{x \rightarrow 0} \frac{\cot(4x)}{\csc(3x)} \Rightarrow$
4. Compute  $\lim_{x \rightarrow 0} \frac{\tan x}{x} \Rightarrow$
5. Compute  $\lim_{x \rightarrow \pi/4} \frac{\sin x - \cos x}{\cos(2x)} \Rightarrow$
6. For all  $x \geq 0$ ,  $4x - 9 \leq f(x) \leq x^2 - 4x + 7$ . Find  $\lim_{x \rightarrow 4} f(x)$ .  $\Rightarrow$
7. For all  $x$ ,  $2x \leq g(x) \leq x^4 - x^2 + 2$ . Find  $\lim_{x \rightarrow 1} g(x)$ .  $\Rightarrow$
8. Use the Squeeze Theorem to show that  $\lim_{x \rightarrow 0} x^4 \cos(2/x) = 0$ .

## 4.4 THE DERIVATIVE OF $\sin x$ , CONTINUED

Now we can complete the calculation of the derivative of the sine:

$$\begin{aligned}\frac{d}{dx} \sin x &= \lim_{\Delta x \rightarrow 0} \frac{\sin(x + \Delta x) - \sin x}{\Delta x} \\ &= \lim_{\Delta x \rightarrow 0} \sin x \frac{\cos \Delta x - 1}{\Delta x} + \cos x \frac{\sin \Delta x}{\Delta x} \\ &= \sin x \cdot 0 + \cos x \cdot 1 = \cos x.\end{aligned}$$

The derivative of a function measures the slope or steepness of the function; if we examine the graphs of the sine and cosine side by side, it should be that the latter appears to accurately describe the slope of the former, and indeed this is true:



Notice that where the cosine is zero the sine does appear to have a horizontal tangent line, and that the sine appears to be steepest where the cosine takes on its extreme values of 1 and  $-1$ .

Of course, now that we know the derivative of the sine, we can compute derivatives of more complicated functions involving the sine.

**EXAMPLE 4.4.1** Compute the derivative of  $\sin(x^2)$ .

$$\frac{d}{dx} \sin(x^2) = \cos(x^2) \cdot 2x = 2x \cos(x^2).$$

□

**EXAMPLE 4.4.2** Compute the derivative of  $\sin^2(x^3 - 5x)$ .

$$\begin{aligned}\frac{d}{dx} \sin^2(x^3 - 5x) &= \frac{d}{dx} (\sin(x^3 - 5x))^2 \\ &= 2(\sin(x^3 - 5x))^1 \cos(x^3 - 5x)(3x^2 - 5) \\ &= 2(3x^2 - 5) \cos(x^3 - 5x) \sin(x^3 - 5x).\end{aligned}$$

□

**Exercises 4.4.**

Find the derivatives of the following functions.

1.  $\sin^2(\sqrt{x}) \Rightarrow$
2.  $\sqrt{x} \sin x \Rightarrow$
3.  $\frac{1}{\sin x} \Rightarrow$
4.  $\frac{x^2 + x}{\sin x} \Rightarrow$
5.  $\sqrt{1 - \sin^2 x} \Rightarrow$

**4.5 DERIVATIVES OF THE TRIGONOMETRIC FUNCTIONS**

All of the other trigonometric functions can be expressed in terms of the sine, and so their derivatives can easily be calculated using the rules we already have. For the cosine we need to use two identities,

$$\cos x = \sin\left(x + \frac{\pi}{2}\right),$$

$$\sin x = -\cos\left(x + \frac{\pi}{2}\right).$$

Now:

$$\frac{d}{dx} \cos x = \frac{d}{dx} \sin\left(x + \frac{\pi}{2}\right) = \cos\left(x + \frac{\pi}{2}\right) \cdot 1 = -\sin x$$

$$\frac{d}{dx} \tan x = \frac{d}{dx} \frac{\sin x}{\cos x} = \frac{\cos^2 x + \sin^2 x}{\cos^2 x} = \frac{1}{\cos^2 x} = \sec^2 x$$

$$\frac{d}{dx} \sec x = \frac{d}{dx} (\cos x)^{-1} = -1(\cos x)^{-2}(-\sin x) = \frac{\sin x}{\cos^2 x} = \sec x \tan x$$

The derivatives of the cotangent and cosecant are similar and left as exercises.

**Exercises 4.5.**

Find the derivatives of the following functions.

1.  $\sin x \cos x \Rightarrow$
2.  $\sin(\cos x) \Rightarrow$
3.  $\sqrt{x \tan x} \Rightarrow$
4.  $\tan x / (1 + \sin x) \Rightarrow$
5.  $\cot x \Rightarrow$
6.  $\csc x \Rightarrow$
7.  $x^3 \sin(23x^2) \Rightarrow$
8.  $\sin^2 x + \cos^2 x \Rightarrow$
9.  $\sin(\cos(6x)) \Rightarrow$
10. Compute  $\frac{d}{d\theta} \frac{\sec \theta}{1 + \sec \theta} \Rightarrow$
11. Compute  $\frac{d}{dt} t^5 \cos(6t) \Rightarrow$
12. Compute  $\frac{d}{dt} \frac{t^3 \sin(3t)}{\cos(2t)} \Rightarrow$
13. Find all points on the graph of  $f(x) = \sin^2(x)$  at which the tangent line is horizontal.  $\Rightarrow$

## 82 Chapter 4 Trigonometric Functions

14. Find all points on the graph of  $f(x) = 2 \sin(x) - \sin^2(x)$  at which the tangent line is horizontal.  
 $\Rightarrow$
15. Find an equation for the tangent line to  $\sin^2(x)$  at  $x = \pi/3$ .  $\Rightarrow$
16. Find an equation for the tangent line to  $\sec^2 x$  at  $x = \pi/3$ .  $\Rightarrow$
17. Find an equation for the tangent line to  $\cos^2 x - \sin^2(4x)$  at  $x = \pi/6$ .  $\Rightarrow$
18. Find the points on the curve  $y = x + 2 \cos x$  that have a horizontal tangent line.  $\Rightarrow$
19. Let  $C$  be a circle of radius  $r$ . Let  $A$  be an arc on  $C$  subtending a central angle  $\theta$ . Let  $B$  be the chord of  $C$  whose endpoints are the endpoints of  $A$ . (Hence,  $B$  also subtends  $\theta$ .) Let  $s$  be the length of  $A$  and let  $d$  be the length of  $B$ . Sketch a diagram of the situation and compute  $\lim_{\theta \rightarrow 0^+} s/d$ .

## 4.6 IMPLICIT DIFFERENTIATION

We have not yet verified the power rule,  $\frac{d}{dx}x^a = ax^{a-1}$ , for non-integer  $a$ . There is a close relationship between  $x^2$  and  $x^{1/2}$ —these functions are inverses of each other, each “undoing” what the other has done. Not surprisingly, this means there is a relationship between their derivatives.

Let’s rewrite  $y = x^{1/2}$  as  $y^2 = x$ . We say that this equation defines the function  $y = x^{1/2}$  implicitly because while it is not an explicit expression  $y = \dots$ , it is true that if  $x = y^2$  then  $y$  is in fact the square root function. Now, for the time being, pretend that all we know of  $y$  is that  $x = y^2$ ; what can we say about derivatives? We can take the derivative of both sides of the equation:

$$\frac{d}{dx}x = \frac{d}{dx}y^2.$$

Then using the chain rule on the right hand side:

$$1 = 2y \left( \frac{d}{dx}y \right) = 2yy'.$$

Then we can solve for  $y'$ :

$$y' = \frac{1}{2y} = \frac{1}{2x^{1/2}} = \frac{1}{2}x^{-1/2}.$$

This is the power rule for  $x^{1/2}$ .

There is one little difficulty here. To use the chain rule to compute  $d/dx(y^2) = 2yy'$  we need to know that the function  $y$  has a derivative. All we have shown is that *if* it has a derivative then that derivative must be  $x^{-1/2}/2$ . When using this method we will always have to assume that the desired derivative exists, but fortunately this is a safe assumption for most such problems.

Here's another interesting feature of this calculation. The equation  $x = y^2$  defines more than one function implicitly:  $y = -\sqrt{x}$  also makes the equation true. Following exactly the calculation above we arrive at

$$y' = \frac{1}{2y} = \frac{1}{2(-x^{1/2})} = -\frac{1}{2}x^{-1/2}.$$

So the single calculation leading to  $y' = 1/(2y)$  simultaneously computes the derivatives of both functions.

We can use the same technique to verify the product rule for any rational power. Suppose  $y = x^{m/n}$ . Write instead  $x^m = y^n$  and take the derivative of each side to get  $mx^{m-1} = ny^{n-1}y'$ . Then

$$y' = \frac{mx^{m-1}}{ny^{n-1}} = \frac{mx^{m-1}}{n(x^{m/n})^{n-1}} = \frac{m}{n}x^{m-1}x^{-m(n-1)/n} = \frac{m}{n}x^{m/n-1}.$$

This example involves an inverse function defined implicitly, but other functions can be defined implicitly, and sometimes a single equation can be used to implicitly define more than one function. Here's a familiar example. The equation  $r^2 = x^2 + y^2$  describes a circle of radius  $r$ . The circle is not a function  $y = f(x)$  because for some values of  $x$  there are two corresponding values of  $y$ . If we want to work with a function, we can break the circle into two pieces, the upper and lower semicircles, each of which is a function. Let's call these  $y = U(x)$  and  $y = L(x)$ ; in fact this is a fairly simple example, and it's possible to give explicit expressions for these:  $U(x) = \sqrt{r^2 - x^2}$  and  $L(x) = -\sqrt{r^2 - x^2}$ . But it's somewhat easier, and quite useful, to view both functions as given implicitly by  $r^2 = x^2 + y^2$ : both  $r^2 = x^2 + U(x)^2$  and  $r^2 = x^2 + L(x)^2$  are true, and we can think of  $r^2 = x^2 + y^2$  as defining both  $U(x)$  and  $L(x)$ .

Now we can take the derivative of both sides as before, remembering that  $y$  is not simply a variable but a function—in this case,  $y$  is either  $U(x)$  or  $L(x)$  but we're not yet specifying which one. When we take the derivative we just have to remember to apply the chain rule where  $y$  appears.

$$\begin{aligned} \frac{d}{dx} r^2 &= \frac{d}{dx} (x^2 + y^2) \\ 0 &= 2x + 2yy' \\ y' &= \frac{-2x}{2y} = -\frac{x}{y} \end{aligned}$$

Now we have an expression for  $y'$ , but it contains  $y$  as well as  $x$ . This means that if we want to compute  $y'$  for some particular value of  $x$  we'll have to know or compute  $y$  at that value of  $x$  as well. It is at this point that we will need to know whether  $y$  is  $U(x)$  or  $L(x)$ .

Occasionally it will turn out that we can avoid explicit use of  $U(x)$  or  $L(x)$  by the nature of the problem.

**EXAMPLE 4.6.1** Find the slope of the circle  $4 = x^2 + y^2$  at the point  $(1, -\sqrt{3})$ . Since we know both the  $x$  and  $y$  coordinates of the point of interest, we do not need to explicitly recognize that this point is on  $L(x)$ , and we do not need to use  $L(x)$  to compute  $y$ —but we could. Using the calculation of  $y'$  from above,

$$y' = -\frac{x}{y} = -\frac{1}{-\sqrt{3}} = \frac{1}{\sqrt{3}}.$$

It is instructive to compare this approach to others.

We might have recognized at the start that  $(1, -\sqrt{3})$  is on the function  $y = L(x) = -\sqrt{4 - x^2}$ . We could then take the derivative of  $L(x)$ , using the power rule and the chain rule, to get

$$L'(x) = -\frac{1}{2}(4 - x^2)^{-1/2}(-2x) = \frac{x}{\sqrt{4 - x^2}}.$$

Then we could compute  $L'(1) = 1/\sqrt{3}$  by substituting  $x = 1$ .

Alternately, we could realize that the point is on  $L(x)$ , but use the fact that  $y' = -x/y$ . Since the point is on  $L(x)$  we can replace  $y$  by  $L(x)$  to get

$$y' = -\frac{x}{L(x)} = \frac{x}{\sqrt{4 - x^2}},$$

without computing the derivative of  $L(x)$  explicitly. Then we substitute  $x = 1$  and get the same answer as before.  $\square$

In the case of the circle it is possible to find the functions  $U(x)$  and  $L(x)$  explicitly, but there are potential advantages to using implicit differentiation anyway. In some cases it is more difficult or impossible to find an explicit formula for  $y$  and implicit differentiation is the only way to find the derivative.

**EXAMPLE 4.6.2** Find the derivative of any function defined implicitly by  $yx^2 + y^2 = x$ . We treat  $y$  as an unspecified function and use the chain rule:

$$\begin{aligned} \frac{d}{dx}(yx^2 + y^2) &= \frac{d}{dx}x \\ (y \cdot 2x + y' \cdot x^2) + 2yy' &= 1 \\ y' \cdot x^2 + 2yy' &= 1 - y \cdot 2x \\ y' &= \frac{1 - 2xy}{x^2 + 2y} \end{aligned}$$

$\square$



You might think that the step in which we solve for  $y'$  could sometimes be difficult—after all, we're using implicit differentiation here because we can't solve the equation  $yx^2 + e^y = x$  for  $y$ , so maybe after taking the derivative we get something that is hard to solve for  $y'$ . In fact, *this never happens*. All occurrences of  $y'$  come from applying the chain rule, and whenever the chain rule is used it deposits a single  $y'$  multiplied by some other expression. So it will always be possible to group the terms containing  $y'$  together and factor out the  $y'$ , just as in the previous example. If you ever get anything more difficult you have made a mistake and should fix it before trying to continue.

It is sometimes the case that a situation leads naturally to an equation that defines a function implicitly.

**EXAMPLE 4.6.3** Consider all the points  $(x, y)$  that have the property that the distance from  $(x, y)$  to  $(x_1, y_1)$  plus the distance from  $(x, y)$  to  $(x_2, y_2)$  is  $2a$  ( $a$  is some constant). These points form an ellipse, which like a circle is not a function but can be viewed as two functions pasted together. Because we know how to write down the distance between two points, we can write down an implicit equation for the ellipse:

$$\sqrt{(x - x_1)^2 + (y - y_1)^2} + \sqrt{(x - x_2)^2 + (y - y_2)^2} = 2a.$$

Then we can use implicit differentiation to find the slope of the ellipse at any point, though the computation is rather messy.  $\square$

### Exercises 4.6.

In exercises 1–8, find a formula for the derivative  $y'$  at the point  $(x, y)$ :

1.  $y^2 = 1 + x^2 \Rightarrow$
2.  $x^2 + xy + y^2 = 7 \Rightarrow$
3.  $x^3 + xy^2 = y^3 + yx^2 \Rightarrow$
4.  $4 \cos x \sin y = 1 \Rightarrow$
5.  $\sqrt{x} + \sqrt{y} = 9 \Rightarrow$
6.  $\tan(x/y) = x + y \Rightarrow$
7.  $\sin(x + y) = xy \Rightarrow$
8.  $\frac{1}{x} + \frac{1}{y} = 7 \Rightarrow$
9. A hyperbola passing through  $(8, 6)$  consists of all points whose distance from the origin is a constant more than its distance from the point  $(5, 2)$ . Find the slope of the tangent line to the hyperbola at  $(8, 6)$ .  $\Rightarrow$
10. Compute  $y'$  for the ellipse of example 4.6.3.
11. If  $y = \log_a x$  then  $a^y = x$ . Use implicit differentiation to find  $y'$ .
12. The graph of the equation  $x^2 - xy + y^2 = 9$  is an ellipse. Find the lines tangent to this curve at the two points where it intersects the  $x$ -axis. Show that these lines are parallel.  $\Rightarrow$

13. Repeat the previous problem for the points at which the ellipse intersects the  $y$ -axis.  $\Rightarrow$
14. Find the points on the ellipse from the previous two problems where the slope is horizontal and where it is vertical.  $\Rightarrow$
15. Find an equation for the tangent line to  $x^4 = y^2 + x^2$  at  $(2, \sqrt{12})$ . (This curve is the **kampyle of Eudoxus**.)  $\Rightarrow$
16. Find an equation for the tangent line to  $x^{2/3} + y^{2/3} = a^{2/3}$  at a point  $(x_1, y_1)$  on the curve, with  $x_1 \neq 0$  and  $y_1 \neq 0$ . (This curve is an **astroid**.)  $\Rightarrow$
17. Find an equation for the tangent line to  $(x^2 + y^2)^2 = x^2 - y^2$  at a point  $(x_1, y_1)$  on the curve, when  $y_1 \neq 0$ . (This curve is a **lemniscate**.)  $\Rightarrow$

**Definition.** Two curves are **orthogonal** if at each point of intersection, the angle between their tangent lines is  $\pi/2$ . Two families of curves,  $\mathcal{A}$  and  $\mathcal{B}$ , are **orthogonal trajectories** of each other if given any curve  $C$  in  $\mathcal{A}$  and any curve  $D$  in  $\mathcal{B}$  the curves  $C$  and  $D$  are orthogonal. For example, the family of horizontal lines in the plane is orthogonal to the family of vertical lines in the plane.

18. Show that  $x^2 - y^2 = 5$  is orthogonal to  $4x^2 + 9y^2 = 72$ . (Hint: You need to find the intersection points of the two curves and then show that the product of the derivatives at each intersection point is  $-1$ .)
19. Show that  $x^2 + y^2 = r^2$  is orthogonal to  $y = mx$ . Conclude that the family of circles centered at the origin is an orthogonal trajectory of the family of lines that pass through the origin.

Note that there is a technical issue when  $m = 0$ . The circles fail to be differentiable when they cross the  $x$ -axis. However, the circles are orthogonal to the  $x$ -axis. Explain why. Likewise, the vertical line through the origin requires a separate argument.

20. For  $k \neq 0$  and  $c \neq 0$  show that  $y^2 - x^2 = k$  is orthogonal to  $yx = c$ . In the case where  $k$  and  $c$  are both zero, the curves intersect at the origin. Are the curves  $y^2 - x^2 = 0$  and  $yx = 0$  orthogonal to each other?
21. Suppose that  $m \neq 0$ . Show that the family of curves  $\{y = mx + b \mid b \in \mathbb{R}\}$  is orthogonal to the family of curves  $\{y = -(x/m) + c \mid c \in \mathbb{R}\}$ .

## 4.7 LIMITS REVISITED

We have defined and used the concept of limit, primarily in our development of the derivative. Recall that  $\lim_{x \rightarrow a} f(x) = L$  is true if, in a precise sense,  $f(x)$  gets closer and closer to  $L$  as  $x$  gets closer and closer to  $a$ . While some limits are easy to see, others take some ingenuity; in particular, the limits that define derivatives are always difficult on their face, since in

$$\lim_{\Delta x \rightarrow 0} \frac{f(x + \Delta x) - f(x)}{\Delta x}$$

both the numerator and denominator approach zero. Typically this difficulty can be resolved when  $f$  is a “nice” function and we are trying to compute a derivative. Occasionally such limits are interesting for other reasons, and the limit of a fraction in which both numerator and denominator approach zero can be difficult to analyze. Now that we have

the derivative available, there is another technique that can sometimes be helpful in such circumstances.

Before we introduce the technique, we will also expand our concept of limit, in two ways. When the limit of  $f(x)$  as  $x$  approaches  $a$  does not exist, it may be useful to note in what way it does not exist. We have already talked about one such case: one-sided limits. Another case is when “ $f$  goes to infinity”. We also will occasionally want to know what happens to  $f$  when  $x$  “goes to infinity”.

**EXAMPLE 4.7.1** What happens to  $1/x$  as  $x$  goes to 0? From the right,  $1/x$  gets bigger and bigger, or goes to infinity. From the left it goes to negative infinity.  $\square$

**EXAMPLE 4.7.2** What happens to the function  $\cos(1/x)$  as  $x$  goes to infinity? It seems clear that as  $x$  gets larger and larger,  $1/x$  gets closer and closer to zero, so  $\cos(1/x)$  should be getting closer and closer to  $\cos(0) = 1$ .  $\square$

As with ordinary limits, these concepts can be made precise. Roughly, we want  $\lim_{x \rightarrow a} f(x) = \infty$  to mean that we can make  $f(x)$  arbitrarily large by making  $x$  close enough to  $a$ , and  $\lim_{x \rightarrow \infty} f(x) = L$  should mean we can make  $f(x)$  as close as we want to  $L$  by making  $x$  large enough. Compare this definition to the definition of limit in section 2.3, definition 2.3.2.

**DEFINITION 4.7.3** If  $f$  is a function, we say that  $\lim_{x \rightarrow a} f(x) = \infty$  if for every  $N > 0$  there is a  $\delta > 0$  such that whenever  $|x - a| < \delta$ ,  $f(x) > N$ . We can extend this in the obvious ways to define  $\lim_{x \rightarrow a} f(x) = -\infty$ ,  $\lim_{x \rightarrow a^-} f(x) = \pm\infty$ , and  $\lim_{x \rightarrow a^+} f(x) = \pm\infty$ .  $\square$

**DEFINITION 4.7.4 Limit at infinity** If  $f$  is a function, we say that  $\lim_{x \rightarrow \infty} f(x) = L$  if for every  $\epsilon > 0$  there is an  $N > 0$  so that whenever  $x > N$ ,  $|f(x) - L| < \epsilon$ . We may similarly define  $\lim_{x \rightarrow -\infty} f(x) = L$ , and using the idea of the previous definition, we may define  $\lim_{x \rightarrow \pm\infty} f(x) = \pm\infty$ .  $\square$

We include these definitions for completeness, but we will not explore them in detail. Suffice it to say that such limits behave in much the same way that ordinary limits do; in particular there are some analogs of theorem 2.3.6.

Now consider this limit:

$$\lim_{x \rightarrow \pi} \frac{x^2 - \pi^2}{\sin x}.$$

As  $x$  approaches  $\pi$ , both the numerator and denominator approach zero, so it is not obvious what, if anything, the quotient approaches. We can often compute such limits by application of the following theorem.

**THEOREM 4.7.5 L'Hôpital's Rule** For “sufficiently nice” functions  $f(x)$  and  $g(x)$ , if  $\lim_{x \rightarrow a} f(x) = 0 = \lim_{x \rightarrow a} g(x)$  or both  $\lim_{x \rightarrow a} f(x) = \pm\infty$  and  $\lim_{x \rightarrow a} g(x) = \pm\infty$ , and if  $\lim_{x \rightarrow a} \frac{f'(x)}{g'(x)}$  exists, then  $\lim_{x \rightarrow a} \frac{f(x)}{g(x)} = \lim_{x \rightarrow a} \frac{f'(x)}{g'(x)}$ . This remains true if “ $x \rightarrow a$ ” is replaced by “ $x \rightarrow \infty$ ” or “ $x \rightarrow -\infty$ ”. ■

This theorem is somewhat difficult to prove, in part because it incorporates so many different possibilities, so we will not prove it here. We also will not need to worry about the precise definition of “sufficiently nice”, as the functions we encounter will be suitable.

**EXAMPLE 4.7.6** Compute  $\lim_{x \rightarrow \pi} \frac{x^2 - \pi^2}{\sin x}$  in two ways.

First we use L'Hôpital's Rule: Since the numerator and denominator both approach zero,

$$\lim_{x \rightarrow \pi} \frac{x^2 - \pi^2}{\sin x} = \lim_{x \rightarrow \pi} \frac{2x}{\cos x},$$

provided the latter exists. But in fact this is an easy limit, since the denominator now approaches  $-1$ , so

$$\lim_{x \rightarrow \pi} \frac{x^2 - \pi^2}{\sin x} = \frac{2\pi}{-1} = -2\pi.$$

We don't really need L'Hôpital's Rule to do this limit. Rewrite it as

$$\lim_{x \rightarrow \pi} (x + \pi) \frac{x - \pi}{\sin x}$$

and note that

$$\lim_{x \rightarrow \pi} \frac{x - \pi}{\sin x} = \lim_{x \rightarrow \pi} \frac{x - \pi}{-\sin(x - \pi)} = \lim_{x \rightarrow 0} -\frac{x}{\sin x}$$

since  $x - \pi$  approaches zero as  $x$  approaches  $\pi$ . Now

$$\lim_{x \rightarrow \pi} (x + \pi) \frac{x - \pi}{\sin x} = \lim_{x \rightarrow \pi} (x + \pi) \lim_{x \rightarrow 0} -\frac{x}{\sin x} = 2\pi(-1) = -2\pi$$

as before. □

**EXAMPLE 4.7.7** Compute  $\lim_{x \rightarrow \infty} \frac{2x^2 - 3x + 7}{x^2 + 47x + 1}$  in two ways.

As  $x$  goes to infinity both the numerator and denominator go to infinity, so we may apply L'Hôpital's Rule:

$$\lim_{x \rightarrow \infty} \frac{2x^2 - 3x + 7}{x^2 + 47x + 1} = \lim_{x \rightarrow \infty} \frac{4x - 3}{2x + 47}.$$

In the second quotient, it is still the case that the numerator and denominator both go to infinity, so we are allowed to use L'Hôpital's Rule again:

$$\lim_{x \rightarrow \infty} \frac{4x - 3}{2x + 47} = \lim_{x \rightarrow \infty} \frac{4}{2} = 2.$$

So the original limit is 2 as well.

Again, we don't really need L'Hôpital's Rule, and in fact a more elementary approach is easier—we divide the numerator and denominator by  $x^2$ :

$$\lim_{x \rightarrow \infty} \frac{2x^2 - 3x + 7}{x^2 + 47x + 1} = \lim_{x \rightarrow \infty} \frac{2x^2 - 3x + 7 \frac{1}{x^2}}{x^2 + 47x + 1 \frac{1}{x^2}} = \lim_{x \rightarrow \infty} \frac{2 - \frac{3}{x} + \frac{7}{x^2}}{1 + \frac{47}{x} + \frac{1}{x^2}}.$$

Now as  $x$  approaches infinity, all the quotients with some power of  $x$  in the denominator approach zero, leaving 2 in the numerator and 1 in the denominator, so the limit again is 2. □

**EXAMPLE 4.7.8** Compute  $\lim_{x \rightarrow 0} \frac{\sec x - 1}{\sin x}$ .

Both the numerator and denominator approach zero, so applying L'Hôpital's Rule:

$$\lim_{x \rightarrow 0} \frac{\sec x - 1}{\sin x} = \lim_{x \rightarrow 0} \frac{\sec x \tan x}{\cos x} = \frac{1 \cdot 0}{1} = 0. \quad \square$$

### Exercises 4.7.

Compute the limits.

1.  $\lim_{x \rightarrow \infty} \sqrt{x^2 + x} - \sqrt{x^2 - x} \Rightarrow$

2.  $\lim_{x \rightarrow 0} \frac{\sqrt{9 + x} - 3}{x} \Rightarrow$

3.  $\lim_{t \rightarrow 1^+} \frac{(1/t) - 1}{t^2 - 2t + 1} \Rightarrow$

4.  $\lim_{x \rightarrow 2} \frac{2 - \sqrt{x + 2}}{4 - x^2} \Rightarrow$

5.  $\lim_{t \rightarrow \infty} \frac{t + 5 - 2/t - 1/t^3}{3t + 12 - 1/t^2} \Rightarrow$

6.  $\lim_{y \rightarrow \infty} \frac{\sqrt{y + 1} + \sqrt{y - 1}}{y} \Rightarrow$

7.  $\lim_{x \rightarrow 1} \frac{\sqrt{x} - 1}{\sqrt[3]{x} - 1} \Rightarrow$

8.  $\lim_{x \rightarrow 0} \frac{(1 - x)^{1/4} - 1}{x} \Rightarrow$

9.  $\lim_{t \rightarrow 0} \left( t + \frac{1}{t} \right) ((4 - t)^{3/2} - 8) \Rightarrow$

10.  $\lim_{t \rightarrow 0^+} \left( \frac{1}{t} + \frac{1}{\sqrt{t}} \right) (\sqrt{t + 1} - 1) \Rightarrow$

90 Chapter 4 Trigonometric Functions

11.  $\lim_{x \rightarrow 0} \frac{x^2}{\sqrt{2x+1}-1} \Rightarrow$

13.  $\lim_{x \rightarrow 0} \frac{2+(1/x)}{3-(2/x)} \Rightarrow$

15.  $\lim_{x \rightarrow 0^+} \frac{3+x^{-1/2}+x^{-1}}{2+4x^{-1/2}} \Rightarrow$

17.  $\lim_{t \rightarrow \infty} \frac{1-\sqrt{\frac{t}{t+1}}}{2-\sqrt{\frac{4t+1}{t+2}}} \Rightarrow$

19.  $\lim_{x \rightarrow -\infty} \frac{x+x^{-1}}{1+\sqrt{1-x}} \Rightarrow$

21.  $\lim_{x \rightarrow 1^+} \frac{\sqrt{x}}{x-1} \Rightarrow$

23.  $\lim_{x \rightarrow \infty} \frac{x^{-1}+x^{-1/2}}{x+x^{-1/2}} \Rightarrow$

25.  $\lim_{x \rightarrow \infty} \frac{5+x^{-1}}{1+2x^{-1}} \Rightarrow$

27.  $\lim_{x \rightarrow 0} \frac{3x^2+x+2}{x-4} \Rightarrow$

29.  $\lim_{x \rightarrow 0} \frac{\sqrt{x+1}-1}{\sqrt{x+2}-2} \Rightarrow$

31.  $\lim_{x \rightarrow 0} \frac{\sqrt{x^2+1}-1}{\sqrt{x+1}-1} \Rightarrow$

33.  $\lim_{x \rightarrow 0^+} (x+5) \left( \frac{1}{2x} + \frac{1}{x+2} \right) \Rightarrow$

35.  $\lim_{x \rightarrow 2} \frac{x^3-6x-2}{x^3+4} \Rightarrow$

37.  $\lim_{x \rightarrow 1^+} \frac{x^3+4x+8}{2x^3-2} \Rightarrow$

12.  $\lim_{u \rightarrow 1} \frac{(u-1)^3}{(1/u)-u^2+3u-3} \Rightarrow$

14.  $\lim_{x \rightarrow 0^+} \frac{1+5/\sqrt{x}}{2+1/\sqrt{x}} \Rightarrow$

16.  $\lim_{x \rightarrow \infty} \frac{x+x^{1/2}+x^{1/3}}{x^{2/3}+x^{1/4}} \Rightarrow$

18.  $\lim_{t \rightarrow \infty} \frac{1-\frac{t}{t-1}}{1-\sqrt{\frac{t}{t-1}}} \Rightarrow$

20.  $\lim_{x \rightarrow 1} \frac{x^{1/4}-1}{x} \Rightarrow$

22.  $\lim_{x \rightarrow 1} \frac{\sqrt{x}-1}{x-1} \Rightarrow$

24.  $\lim_{x \rightarrow \infty} \frac{x+x^{-2}}{2x+x^{-2}} \Rightarrow$

26.  $\lim_{x \rightarrow \infty} \frac{4x}{\sqrt{2x^2+1}} \Rightarrow$

28.  $\lim_{x \rightarrow 0} \frac{\sqrt{x+1}-1}{\sqrt{x+4}-2} \Rightarrow$

30.  $\lim_{x \rightarrow 0^+} \frac{\sqrt{x+1}+1}{\sqrt{x+1}-1} \Rightarrow$

32.  $\lim_{x \rightarrow \infty} (x+5) \left( \frac{1}{2x} + \frac{1}{x+2} \right) \Rightarrow$

34.  $\lim_{x \rightarrow 1} (x+5) \left( \frac{1}{2x} + \frac{1}{x+2} \right) \Rightarrow$

36.  $\lim_{x \rightarrow 2} \frac{x^3-6x-2}{x^3-4x} \Rightarrow$

38. The function  $f(x) = \frac{x}{\sqrt{x^2+1}}$  has two horizontal asymptotes. Find them and give a rough sketch of  $f$  with its horizontal asymptotes.  $\Rightarrow$

# 5

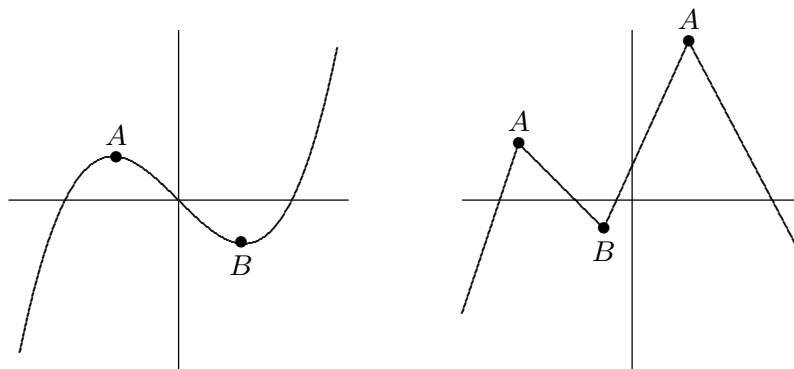
## Curve Sketching

Whether we are interested in a function as a purely mathematical object or in connection with some application to the real world, it is often useful to know what the graph of the function looks like. We can obtain a good picture of the graph using certain crucial information provided by derivatives of the function and certain limits.

### 5.1 MAXIMA AND MINIMA

A **local maximum point** on a function is a point  $(x, y)$  on the graph of the function whose  $y$  coordinate is larger than all other  $y$  coordinates on the graph at points “close to”  $(x, y)$ . More precisely,  $(x, f(x))$  is a local maximum if there is an interval  $(a, b)$  with  $a < x < b$  and  $f(x) \geq f(z)$  for every  $z$  in both  $(a, b)$  and the domain of  $f$ . Similarly,  $(x, y)$  is a **local minimum point** if it has locally the smallest  $y$  coordinate. Again being more precise:  $(x, f(x))$  is a local minimum if there is an interval  $(a, b)$  with  $a < x < b$  and  $f(x) \leq f(z)$  for every  $z$  in both  $(a, b)$  and the domain of  $f$ . A **local extremum** is either a local minimum or a local maximum.

Local maximum and minimum points are quite distinctive on the graph of a function, and are therefore useful in understanding the shape of the graph. In many applied problems we want to find the largest or smallest value that a function achieves (for example, we might want to find the minimum cost at which some task can be performed) and so identifying maximum and minimum points will be useful for applied problems as well. Some examples of local maximum and minimum points are shown in figure 5.1.1.



**Figure 5.1.1** Some local maximum points ( $A$ ) and minimum points ( $B$ ).

If  $(x, f(x))$  is a point where  $f(x)$  reaches a local maximum or minimum, and if the derivative of  $f$  exists at  $x$ , then the graph has a tangent line and the tangent line must be horizontal. This is important enough to state as a theorem, though we will not prove it.

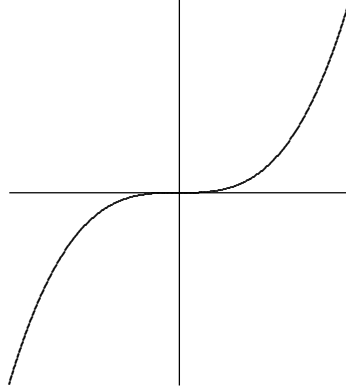
**THEOREM 5.1.1 Fermat's Theorem** If  $f(x)$  has a local extremum at  $x = a$  and  $f$  is differentiable at  $a$ , then  $f'(a) = 0$ . ■

Thus, the only points at which a function can have a local maximum or minimum are points at which the derivative is zero, as in the left hand graph in figure 5.1.1, or the derivative is undefined, as in the right hand graph. Any value of  $x$  for which  $f'(x)$  is zero or undefined is called a **critical value** for  $f$ , and the point  $(x, f(x))$  on the curve is called a **critical point** for  $f$ . When looking for local maximum and minimum points, you are likely to make two sorts of mistakes: You may forget that a maximum or minimum can occur where the derivative does not exist, and so forget to check whether the derivative exists everywhere. You might also assume that any place that the derivative is zero is a local maximum or minimum point, but this is not true. A portion of the graph of  $f(x) = x^3$  is shown in figure 5.1.2. The derivative of  $f$  is  $f'(x) = 3x^2$ , and  $f'(0) = 0$ , but there is neither a maximum nor minimum at  $(0, 0)$ .

Since the derivative is zero or undefined at both local maximum and local minimum points, we need a way to determine which, if either, actually occurs. The most elementary approach, but one that is often tedious or difficult, is to test directly whether the  $y$  coordinates “near” the potential maximum or minimum are above or below the  $y$  coordinate at the point of interest. Of course, there are too many points “near” the point to test, but a little thought shows we need only test two provided we know that  $f$  is continuous (recall that this means that the graph of  $f$  has no jumps or gaps).

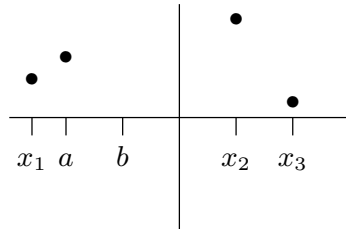
Suppose, for example, that we have identified (exactly) three points at which  $f'$  is zero or nonexistent:  $(x_1, y_1)$ ,  $(x_2, y_2)$ ,  $(x_3, y_3)$ , and  $x_1 < x_2 < x_3$  (see figure 5.1.3). Suppose that we compute the value of  $f(a)$  for  $x_1 < a < x_2$ , and that  $f(a) < f(x_2)$ . What can





**Figure 5.1.2** No maximum or minimum even though the derivative is zero.

we say about the graph between  $a$  and  $x_2$ ? Could there be a point  $(b, f(b))$ ,  $a < b < x_2$  with  $f(b) > f(x_2)$ ? No: if there were, the graph would go up from  $(a, f(a))$  to  $(b, f(b))$  then down to  $(x_2, f(x_2))$  and somewhere in between would have a local maximum point. (This is not obvious; it is a result of the Extreme Value Theorem, theorem 6.1.2.) But at that local maximum point the derivative of  $f$  would be zero or nonexistent, yet we already know that the derivative is zero or nonexistent only at  $x_1$ ,  $x_2$ , and  $x_3$ . The upshot is that one computation tells us that  $(x_2, f(x_2))$  has the largest  $y$  coordinate of any point on the graph near  $x_2$  and to the left of  $x_2$ . We can perform the same test on the right. If we find that on both sides of  $x_2$  the values are smaller, then there must be a local maximum at  $(x_2, f(x_2))$ ; if we find that on both sides of  $x_2$  the values are larger, then there must be a local minimum at  $(x_2, f(x_2))$ ; if we find one of each, then there is neither a local maximum or minimum at  $x_2$ .



**Figure 5.1.3** Testing for a maximum or minimum.

It is not always easy to compute the value of a function at a particular point. The task is made easier by the availability of calculators and computers, but they have their own drawbacks—they do not always allow us to distinguish between values that are very close together. Nevertheless, because this method is conceptually simple and sometimes easy to perform, you should always consider it.

**EXAMPLE 5.1.2** Find all local maximum and minimum points for the function  $f(x) = x^3 - x$ . The derivative is  $f'(x) = 3x^2 - 1$ . This is defined everywhere and is zero at  $x = \pm\sqrt{3}/3$ . Looking first at  $x = \sqrt{3}/3$ , we see that  $f(\sqrt{3}/3) = -2\sqrt{3}/9$ . Now we test two points on either side of  $x = \sqrt{3}/3$ , making sure that neither is farther away than the nearest critical value; since  $\sqrt{3} < 3$ ,  $\sqrt{3}/3 < 1$  and we can use  $x = 0$  and  $x = 1$ . Since  $f(0) = 0 > -2\sqrt{3}/9$  and  $f(1) = 0 > -2\sqrt{3}/9$ , there must be a local minimum at  $x = \sqrt{3}/3$ . For  $x = -\sqrt{3}/3$ , we see that  $f(-\sqrt{3}/3) = 2\sqrt{3}/9$ . This time we can use  $x = 0$  and  $x = -1$ , and we find that  $f(-1) = f(0) = 0 < 2\sqrt{3}/9$ , so there must be a local maximum at  $x = -\sqrt{3}/3$ .  $\square$

Of course this example is made very simple by our choice of points to test, namely  $x = -1, 0, 1$ . We could have used other values, say  $-5/4, 1/3$ , and  $3/4$ , but this would have made the calculations considerably more tedious.

**EXAMPLE 5.1.3** Find all local maximum and minimum points for  $f(x) = \sin x + \cos x$ . The derivative is  $f'(x) = \cos x - \sin x$ . This is always defined and is zero whenever  $\cos x = \sin x$ . Recalling that the  $\cos x$  and  $\sin x$  are the  $x$  and  $y$  coordinates of points on a unit circle, we see that  $\cos x = \sin x$  when  $x$  is  $\pi/4, \pi/4 \pm \pi, \pi/4 \pm 2\pi, \pi/4 \pm 3\pi$ , etc. Since both sine and cosine have a period of  $2\pi$ , we need only determine the status of  $x = \pi/4$  and  $x = 5\pi/4$ . We can use  $0$  and  $\pi/2$  to test the critical value  $x = \pi/4$ . We find that  $f(\pi/4) = \sqrt{2}$ ,  $f(0) = 1 < \sqrt{2}$  and  $f(\pi/2) = 1$ , so there is a local maximum when  $x = \pi/4$  and also when  $x = \pi/4 \pm 2\pi, \pi/4 \pm 4\pi$ , etc. We can summarize this more neatly by saying that there are local maxima at  $\pi/4 \pm 2k\pi$  for every integer  $k$ .

We use  $\pi$  and  $2\pi$  to test the critical value  $x = 5\pi/4$ . The relevant values are  $f(5\pi/4) = -\sqrt{2}$ ,  $f(\pi) = -1 > -\sqrt{2}$ ,  $f(2\pi) = 1 > -\sqrt{2}$ , so there is a local minimum at  $x = 5\pi/4, 5\pi/4 \pm 2\pi, 5\pi/4 \pm 4\pi$ , etc. More succinctly, there are local minima at  $5\pi/4 \pm 2k\pi$  for every integer  $k$ .  $\square$

### Exercises 5.1.

In problems 1–12, find all local maximum and minimum points  $(x, y)$  by the method of this section.

- |   |  |
|---|--|
| 1. $y = x^2 - x \Rightarrow$  | 2. $y = 2 + 3x - x^3 \Rightarrow$  |
| 3. $y = x^3 - 9x^2 + 24x \Rightarrow$   | 4. $y = x^4 - 2x^2 + 3 \Rightarrow$  |
| 5. $y = 3x^4 - 4x^3 \Rightarrow$  | 6. $y = (x^2 - 1)/x \Rightarrow$   |
| 7. $y = 3x^2 - (1/x^2) \Rightarrow$   | 8. $y = \cos(2x) - x \Rightarrow$  |
| 9. $f(x) = \begin{cases} x - 1 & x < 2 \\ x^2 & x \geq 2 \end{cases} \Rightarrow$ | 10. $f(x) = \begin{cases} x - 3 & x < 3 \\ x^3 & 3 \leq x \leq 5 \\ 1/x & x > 5 \end{cases} \Rightarrow$ |
| 11. $f(x) = x^2 - 98x + 4 \Rightarrow$  | 12. $f(x) = \begin{cases} -2 & x = 0 \\ 1/x^2 & x \neq 0 \end{cases} \Rightarrow$                        |

13. Find the local extrema of  $f(x) = |x| + |x-1|$ .  $\Rightarrow$
14. For any real number  $x$  there is a unique integer  $n$  such that  $n \leq x < n+1$ , and the greatest integer function is defined as  $\lfloor x \rfloor = n$ . Where are the critical values of the greatest integer function? Which are local maxima and which are local minima?
15. Explain why the function  $f(x) = 1/x$  has no local maxima or minima.
16. How many critical points can a quadratic polynomial function have?  $\Rightarrow$
17. Show that a cubic polynomial can have at most two critical points. Give examples to show that a cubic polynomial can have zero, one, or two critical points.
18. We generalize the preceding two questions. Let  $n$  be a positive integer and let  $f$  be a polynomial of degree  $n$ . How many critical points can  $f$  have? (Hint: Recall the **Fundamental Theorem of Algebra**, which says that a polynomial of degree  $n$  has at most  $n$  roots.)
19. Explore the family of functions  $f(x) = x^3 + cx + 1$  where  $c$  is a constant. How many and what types of local extremes are there? Your answer should depend on the value of  $c$ , that is, different values of  $c$  will give different answers.

## 5.2 THE FIRST DERIVATIVE TEST

The method of the previous section for deciding whether there is a local maximum or minimum at a critical value is not always convenient. We can instead use information about the derivative  $f'(x)$  to decide; since we have already had to compute the derivative to find the critical values, there is often relatively little extra work involved in this method.

How can the derivative tell us whether there is a maximum, minimum, or neither at a point? Suppose that  $f'(a) = 0$ . If there is a local maximum when  $x = a$ , the function must be lower near  $x = a$  than it is right at  $x = a$ . If the derivative exists near  $x = a$ , this means  $f'(x) > 0$  when  $x$  is near  $a$  and  $x < a$ , because the function must “slope up” just to the left of  $a$ . Similarly,  $f'(x) < 0$  when  $x$  is near  $a$  and  $x > a$ , because  $f$  slopes down from the local maximum as we move to the right. Using the same reasoning, if there is a local minimum at  $x = a$ , the derivative of  $f$  must be negative just to the left of  $a$  and positive just to the right. If the derivative exists near  $a$  but does not change from positive to negative or negative to positive, that is, it is positive on both sides or negative on both sides, then there is neither a maximum nor minimum when  $x = a$ . See the first graph in figure 5.1.1 and the graph in figure 5.1.2 for examples.

**EXAMPLE 5.2.1** Find all local maximum and minimum points for  $f(x) = \sin x + \cos x$  using the first derivative test. The derivative is  $f'(x) = \cos x - \sin x$  and from example 5.1.3 the critical values we need to consider are  $\pi/4$  and  $5\pi/4$ .

The graphs of  $\sin x$  and  $\cos x$  are shown in figure 5.2.1. Just to the left of  $\pi/4$  the cosine is larger than the sine, so  $f'(x)$  is positive; just to the right the cosine is smaller than the sine, so  $f'(x)$  is negative. This means there is a local maximum at  $\pi/4$ . Just to

the left of  $5\pi/4$  the cosine is smaller than the sine, and to the right the cosine is larger than the sine. This means that the derivative  $f'(x)$  is negative to the left and positive to the right, so  $f$  has a local minimum at  $5\pi/4$ .

An alternate approach is to compute  $f'$  at specific points. Choosing 0 and  $\pi/2$  for  $\pi/4$ , we find  $f'(0) = \cos(0) - \sin(0) = 1$ , and  $f'(\pi/2) = \cos(\pi/2) - \sin(\pi/2) = -1$ , so there is a local maximum at  $\pi/4$ . For  $5\pi/4$ , we choose  $\pi$  and  $3\pi/2$ . We see that  $f'(\pi) = \cos(\pi) - \sin(\pi) = -1$ , and  $f'(3\pi/2) = \cos(3\pi/2) - \sin(3\pi/2) = 1$ , so there is a local minimum at  $3\pi/2$ .

□

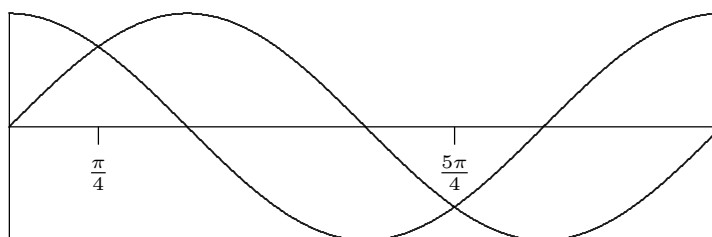


Figure 5.2.1 The sine and cosine.

### Exercises 5.2.

In 1–13, find all critical points and identify them as local maximum points, local minimum points, or neither.

1.  $y = x^2 - x \Rightarrow$
2.  $y = 2 + 3x - x^3 \Rightarrow$
3.  $y = x^3 - 9x^2 + 24x \Rightarrow$
4.  $y = x^4 - 2x^2 + 3 \Rightarrow$
5.  $y = 3x^4 - 4x^3 \Rightarrow$
6.  $y = (x^2 - 1)/x \Rightarrow$
7.  $y = 3x^2 - (1/x^2) \Rightarrow$
8.  $y = \cos(2x) - x \Rightarrow$
9.  $f(x) = (5 - x)/(x + 2) \Rightarrow$
10.  $f(x) = |x^2 - 121| \Rightarrow$
11.  $f(x) = x^3/(x + 1) \Rightarrow$
12.  $f(x) = \begin{cases} x^2 \sin(1/x) & x \neq 0 \\ 0 & x = 0 \end{cases}$
13.  $f(x) = \sin^2 x \Rightarrow$
14. Find the maxima and minima of  $f(x) = \sec x$ .  $\Rightarrow$
15. Let  $f(\theta) = \cos^2(\theta) - 2\sin(\theta)$ . Find the intervals where  $f$  is increasing and the intervals where  $f$  is decreasing in  $[0, 2\pi]$ . Use this information to classify the critical points of  $f$  as either local maximums, local minimums, or neither.  $\Rightarrow$
16. Let  $r > 0$ . Find the local maxima and minima of the function  $f(x) = \sqrt{r^2 - x^2}$  on its domain  $[-r, r]$ .
17. Let  $f(x) = ax^2 + bx + c$  with  $a \neq 0$ . Show that  $f$  has exactly one critical point. Give conditions on  $a$  and  $b$  which guarantee that the critical point will be a maximum. It is possible to see this without using calculus at all; explain.

### 5.3 THE SECOND DERIVATIVE TEST

The basis of the first derivative test is that if the derivative changes from positive to negative at a point at which the derivative is zero then there is a local maximum at the point, and similarly for a local minimum. If  $f'$  changes from positive to negative it is decreasing; this means that the derivative of  $f'$ ,  $f''$ , might be negative, and if in fact  $f''$  is negative then  $f'$  is definitely decreasing, so there is a local maximum at the point in question. Note well that  $f'$  might change from positive to negative while  $f''$  is zero, in which case  $f''$  gives us no information about the critical value. Similarly, if  $f'$  changes from negative to positive there is a local minimum at the point, and  $f'$  is increasing. If  $f'' > 0$  at the point, this tells us that  $f'$  is increasing, and so there is a local minimum.

**EXAMPLE 5.3.1** Consider again  $f(x) = \sin x + \cos x$ , with  $f'(x) = \cos x - \sin x$  and  $f''(x) = -\sin x - \cos x$ . Since  $f''(\pi/4) = -\sqrt{2}/2 - \sqrt{2}/2 = -\sqrt{2} < 0$ , we know there is a local maximum at  $\pi/4$ . Since  $f''(5\pi/4) = -(-\sqrt{2}/2) - (-\sqrt{2}/2) = \sqrt{2} > 0$ , there is a local minimum at  $5\pi/4$ .  $\square$

When it works, the second derivative test is often the easiest way to identify local maximum and minimum points. Sometimes the test fails, and sometimes the second derivative is quite difficult to evaluate; in such cases we must fall back on one of the previous tests.

**EXAMPLE 5.3.2** Let  $f(x) = x^4$ . The derivatives are  $f'(x) = 4x^3$  and  $f''(x) = 12x^2$ . Zero is the only critical value, but  $f''(0) = 0$ , so the second derivative test tells us nothing. However,  $f(x)$  is positive everywhere except at zero, so clearly  $f(x)$  has a local minimum at zero. On the other hand,  $f(x) = -x^4$  also has zero as its only critical value, and the second derivative is again zero, but  $-x^4$  has a local maximum at zero. Finally, if  $f(x) = x^3$ ,  $f'(x) = 3x^2$  and  $f''(x) = 6x$ . Again, zero is the only critical value and  $f''(0) = 0$ , but  $x^3$  has neither a maximum nor a minimum at 0.  $\square$

#### Exercises 5.3.

Find all local maximum and minimum points by the second derivative test, when possible.

- |                                       |  |
|---------------------------------------|--|
| 1. $y = x^2 - x \Rightarrow$          | 2. $y = 2 + 3x - x^3 \Rightarrow$          |
| 3. $y = x^3 - 9x^2 + 24x \Rightarrow$ | 4. $y = x^4 - 2x^2 + 3 \Rightarrow$        |
| 5. $y = 3x^4 - 4x^3 \Rightarrow$      | 6. $y = (x^2 - 1)/x \Rightarrow$           |
| 7. $y = 3x^2 - (1/x^2) \Rightarrow$   | 8. $y = \cos(2x) - x \Rightarrow$          |
| 9. $y = 4x + \sqrt{1-x} \Rightarrow$  | 10. $y = (x+1)/\sqrt{5x^2+35} \Rightarrow$ |
| 11. $y = x^5 - x \Rightarrow$         | 12. $y = 6x + \sin 3x \Rightarrow$         |
| 13. $y = x + 1/x \Rightarrow$         | 14. $y = x^2 + 1/x \Rightarrow$            |

15.  $y = (x + 5)^{1/4} \Rightarrow$

16.  $y = \tan^2 x \Rightarrow$

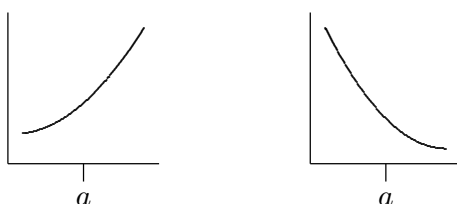
17.  $y = \cos^2 x - \sin^2 x \Rightarrow$

18.  $y = \sin^3 x \Rightarrow$

## 5.4 CONCAVITY AND INFLECTION POINTS

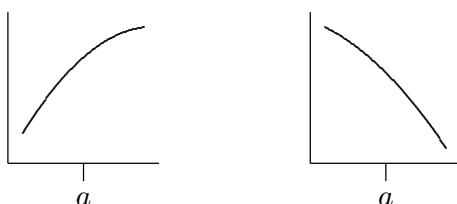
We know that the sign of the derivative tells us whether a function is increasing or decreasing; for example, when  $f'(x) > 0$ ,  $f(x)$  is increasing. The sign of the second derivative  $f''(x)$  tells us whether  $f'$  is increasing or decreasing; we have seen that if  $f'$  is zero and increasing at a point then there is a local minimum at the point, and if  $f'$  is zero and decreasing at a point then there is a local maximum at the point. Thus, we extracted information about  $f$  from information about  $f''$ .

We can get information from the sign of  $f''$  even when  $f'$  is not zero. Suppose that  $f''(a) > 0$ . This means that near  $x = a$ ,  $f'$  is increasing. If  $f'(a) > 0$ , this means that  $f$  slopes up and is getting steeper; if  $f'(a) < 0$ , this means that  $f$  slopes down and is getting *less* steep. The two situations are shown in figure 5.4.1. A curve that is shaped like this is called **concave up**.



**Figure 5.4.1**  $f''(a) > 0$ :  $f'(a)$  positive and increasing,  $f'(a)$  negative and increasing.

Now suppose that  $f''(a) < 0$ . This means that near  $x = a$ ,  $f'$  is decreasing. If  $f'(a) > 0$ , this means that  $f$  slopes up and is getting less steep; if  $f'(a) < 0$ , this means that  $f$  slopes down and is getting steeper. The two situations are shown in figure 5.4.2. A curve that is shaped like this is called **concave down**.



**Figure 5.4.2**  $f''(a) < 0$ :  $f'(a)$  positive and decreasing,  $f'(a)$  negative and decreasing.

If we are trying to understand the shape of the graph of a function, knowing where it is concave up and concave down helps us to get a more accurate picture. Of particular interest are points at which the concavity changes from up to down or down to up; such

points are called **inflection points**. If the concavity changes from up to down at  $x = a$ ,  $f''$  changes from positive to the left of  $a$  to negative to the right of  $a$ , and usually  $f''(a) = 0$ . We can identify such points by first finding where  $f''(x)$  is zero and then checking to see whether  $f''(x)$  does in fact go from positive to negative or negative to positive at these points. Note that it is possible that  $f''(a) = 0$  but the concavity is the same on both sides;  $f(x) = x^4$  at  $x = 0$  is an example.

**EXAMPLE 5.4.1** Describe the concavity of  $f(x) = x^3 - x$ . First, we compute  $f'(x) = 3x^2 - 1$  and  $f''(x) = 6x$ . Since  $f''(0) = 0$ , there is potentially an inflection point at zero. Since  $f''(x) > 0$  when  $x > 0$  and  $f''(x) < 0$  when  $x < 0$  the concavity does change from down to up at zero, and the curve is concave down for all  $x < 0$  and concave up for all  $x > 0$ .  $\square$

Note that we need to compute and analyze the second derivative to understand concavity, so we may as well try to use the second derivative test for maxima and minima. If for some reason this fails we can then try one of the other tests.

### Exercises 5.4.

Describe the concavity of the functions in 1–18.

- |   |  |
|---|--|
| 1. $y = x^2 - x \Rightarrow$              | 2. $y = 2 + 3x - x^3 \Rightarrow$              |
| 3. $y = x^3 - 9x^2 + 24x \Rightarrow$     | 4. $y = x^4 - 2x^2 + 3 \Rightarrow$            |
| 5. $y = 3x^4 - 4x^3 \Rightarrow$          | 6. $y = (x^2 - 1)/x \Rightarrow$               |
| 7. $y = 3x^2 - (1/x^2) \Rightarrow$       | 8. $y = \sin x + \cos x \Rightarrow$           |
| 9. $y = 4x + \sqrt{1 - x} \Rightarrow$    | 10. $y = (x + 1)/\sqrt{5x^2 + 35} \Rightarrow$ |
| 11. $y = x^5 - x \Rightarrow$             | 12. $y = 6x + \sin 3x \Rightarrow$             |
| 13. $y = x + 1/x \Rightarrow$             | 14. $y = x^2 + 1/x \Rightarrow$                |
| 15. $y = (x + 5)^{1/4} \Rightarrow$       | 16. $y = \tan^2 x \Rightarrow$                 |
| 17. $y = \cos^2 x - \sin^2 x \Rightarrow$ | 18. $y = \sin^3 x \Rightarrow$                 |

19. Identify the intervals on which the graph of the function  $f(x) = x^4 - 4x^3 + 10$  is of one of these four shapes: concave up and increasing; concave up and decreasing; concave down and increasing; concave down and decreasing.  $\Rightarrow$
20. Describe the concavity of  $y = x^3 + bx^2 + cx + d$ . You will need to consider different cases, depending on the values of the coefficients.
21. Let  $n$  be an integer greater than or equal to two, and suppose  $f$  is a polynomial of degree  $n$ . How many inflection points can  $f$  have? Hint: Use the second derivative test and the Fundamental Theorem of Algebra (see exercise 18 in section 5.1).

## 5.5 ASYMPTOTES AND OTHER THINGS TO LOOK FOR

A vertical asymptote is a place where the function becomes infinite, typically because the formula for the function has a denominator that becomes zero. For example, the reciprocal function  $f(x) = 1/x$  has a vertical asymptote at  $x = 0$ , and the function  $\tan x$  has a vertical asymptote at  $x = \pi/2$  (and also at  $x = -\pi/2, x = 3\pi/2$ , etc.). Whenever the formula for a function contains a denominator it is worth looking for a vertical asymptote by checking to see if the denominator can ever be zero, and then checking the limit at such points. Note that there is not always a vertical asymptote where the denominator is zero:  $f(x) = (\sin x)/x$  has a zero denominator at  $x = 0$ , but since  $\lim_{x \rightarrow 0} (\sin x)/x = 1$  there is no asymptote there.

A horizontal asymptote is a horizontal line to which  $f(x)$  gets closer and closer as  $x$  approaches  $\infty$  (or as  $x$  approaches  $-\infty$ ). For example, the reciprocal function has the  $x$ -axis for a horizontal asymptote. Horizontal asymptotes can be identified by computing the limits  $\lim_{x \rightarrow \infty} f(x)$  and  $\lim_{x \rightarrow -\infty} f(x)$ . Since  $\lim_{x \rightarrow \infty} 1/x = \lim_{x \rightarrow -\infty} 1/x = 0$ , the line  $y = 0$  (that is, the  $x$ -axis) is a horizontal asymptote in both directions.

Some functions have asymptotes that are neither horizontal nor vertical, but some other line. Such asymptotes are somewhat more difficult to identify and we will ignore them.

If the domain of the function does not extend out to infinity, we should also ask what happens as  $x$  approaches the boundary of the domain. For example, the function  $y = f(x) = 1/\sqrt{r^2 - x^2}$  has domain  $-r < x < r$ , and  $y$  becomes infinite as  $x$  approaches either  $r$  or  $-r$ . In this case we might also identify this behavior because when  $x = \pm r$  the denominator of the function is zero.

If there are any points where the derivative fails to exist (a cusp or corner), then we should take special note of what the function does at such a point.

Finally, it is worthwhile to notice any symmetry. A function  $f(x)$  that has the same value for  $-x$  as for  $x$ , i.e.,  $f(-x) = f(x)$ , is called an “even function.” Its graph is symmetric with respect to the  $y$ -axis. Some examples of even functions are:  $x^n$  when  $n$  is an even number,  $\cos x$ , and  $\sin^2 x$ . On the other hand, a function that satisfies the property  $f(-x) = -f(x)$  is called an “odd function.” Its graph is symmetric with respect to the origin. Some examples of odd functions are:  $x^n$  when  $n$  is an odd number,  $\sin x$ , and  $\tan x$ . Of course, most functions are neither even nor odd, and do not have any particular symmetry.



**Exercises 5.5.**

Sketch the curves. Identify clearly any interesting features, including local maximum and minimum points, inflection points, asymptotes, and intercepts. You can use this [Sage worksheet](#) to check your answers or do some of the computation.

1.  $y = x^5 - 5x^4 + 5x^3$
2.  $y = x^3 - 3x^2 - 9x + 5$
3.  $y = (x - 1)^2(x + 3)^{2/3}$
4.  $x^2 + x^2y^2 = a^2y^2, a > 0.$
5.  $y = 4x + \sqrt{1 - x}$
6.  $y = (x + 1)/\sqrt{5x^2 + 35}$
7.  $y = x^5 - x$
8.  $y = 6x + \sin 3x$
9.  $y = x + 1/x$
10.  $y = x^2 + 1/x$
11.  $y = (x + 5)^{1/4}$
12.  $y = \tan^2 x$
13.  $y = \cos^2 x - \sin^2 x$
14.  $y = \sin^3 x$
15.  $y = x(x^2 + 1)$
16.  $y = x^3 + 6x^2 + 9x$
17.  $y = x/(x^2 - 9)$
18.  $y = x^2/(x^2 + 9)$
19.  $y = 2\sqrt{x} - x$
20.  $y = 3\sin(x) - \sin^3(x), \text{ for } x \in [0, 2\pi]$
21.  $y = (x - 1)/(x^2)$

For each of the following five functions, identify any vertical and horizontal asymptotes, and identify intervals on which the function is concave up and increasing; concave up and decreasing; concave down and increasing; concave down and decreasing.

22.  $f(\theta) = \sec(\theta)$
23.  $f(x) = 1/(1 + x^2)$
24.  $f(x) = (x - 3)/(2x - 2)$
25.  $f(x) = 1/(1 - x^2)$
26.  $f(x) = 1 + 1/(x^2)$
27. Let  $f(x) = 1/(x^2 - a^2)$ , where  $a \geq 0$ . Find any vertical and horizontal asymptotes and the intervals upon which the given function is concave up and increasing; concave up and decreasing; concave down and increasing; concave down and decreasing. Discuss how the value of  $a$  affects these features.



# 6

## Applications of the Derivative

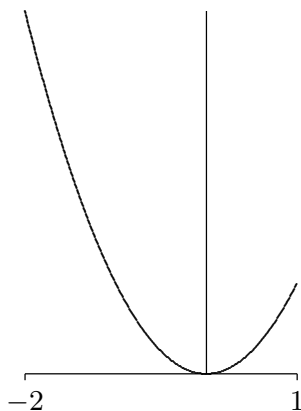
### 6.1 OPTIMIZATION

Many important applied problems involve finding the best way to accomplish some task. Often this involves finding the maximum or minimum value of some function: the minimum time to make a certain journey, the minimum cost for doing a task, the maximum power that can be generated by a device, and so on. Many of these problems can be solved by finding the appropriate function and then using techniques of calculus to find the maximum or the minimum value required.

Generally such a problem will have the following mathematical form: Find the largest (or smallest) value of  $f(x)$  when  $a \leq x \leq b$ . Sometimes  $a$  or  $b$  are infinite, but frequently the real world imposes some constraint on the values that  $x$  may have.

Such a problem differs in two ways from the local maximum and minimum problems we encountered when graphing functions: We are interested only in the function between  $a$  and  $b$ , and we want to know the largest or smallest value that  $f(x)$  takes on, not merely values that are the largest or smallest in a small interval. That is, we seek not a local maximum or minimum but a **global** maximum or minimum, sometimes also called an **absolute** maximum or minimum.

Any global maximum or minimum must of course be a local maximum or minimum. If we find all possible local extrema, then the global maximum, *if it exists*, must be the largest of the local maxima and the global minimum, *if it exists*, must be the smallest of the local minima. We already know where local extrema can occur: only at those points at which  $f'(x)$  is zero or undefined. Actually, there are two additional points at which a maximum or minimum can occur if the endpoints  $a$  and  $b$  are not infinite, namely, at  $a$



**Figure 6.1.1** The function  $f(x) = x^2$  restricted to  $[-2, 1]$

and  $b$ . We have not previously considered such points because we have not been interested in limiting a function to a small interval. An example should make this clear.

**EXAMPLE 6.1.1** Find the maximum and minimum values of  $f(x) = x^2$  on the interval  $[-2, 1]$ , shown in figure 6.1.1. We compute  $f'(x) = 2x$ , which is zero at  $x = 0$  and is always defined.

Since  $f'(1) = 2$  we would not normally flag  $x = 1$  as a point of interest, but it is clear from the graph that *when  $f(x)$  is restricted to  $[-2, 1]$  there is a local maximum at  $x = 1$* . Likewise we would not normally pay attention to  $x = -2$ , but since we have truncated  $f$  at  $-2$  we have introduced a new local maximum there as well. In a technical sense nothing new is going on here: When we truncate  $f$  we actually create a new function, let's call it  $g$ , that is defined only on the interval  $[-2, 1]$ . If we try to compute the derivative of this new function we actually find that it does not have a derivative at  $-2$  or  $1$ . Why? Because to compute the derivative at  $1$  we must compute the limit

$$\lim_{\Delta x \rightarrow 0} \frac{g(1 + \Delta x) - g(1)}{\Delta x}.$$

This limit does not exist because when  $\Delta x > 0$ ,  $g(1 + \Delta x)$  is not defined. It is simpler, however, simply to remember that we must always check the endpoints.

So the function  $g$ , that is,  $f$  restricted to  $[-2, 1]$ , has one critical value and two finite endpoints, any of which might be the global maximum or minimum. We could first determine which of these are local maximum or minimum points (or neither); then the largest local maximum must be the global maximum and the smallest local minimum must be the global minimum. It is usually easier, however, to compute the value of  $f$  at every point at which the global maximum or minimum might occur; the largest of these is the global maximum, the smallest is the global minimum.

So we compute  $f(-2) = 4$ ,  $f(0) = 0$ ,  $f(1) = 1$ . The global maximum is 4 at  $x = -2$  and the global minimum is 0 at  $x = 0$ .  $\square$

It is possible that there is no global maximum or minimum. It is difficult, and not particularly useful, to express a complete procedure for determining whether this is the case. Generally, the best approach is to gain enough understanding of the shape of the graph to decide. Fortunately, only a rough idea of the shape is usually needed.

There are some particularly nice cases that are easy. A continuous function on a closed interval  $[a, b]$  *always* has both a global maximum and a global minimum, so examining the critical values and the endpoints is enough:

**THEOREM 6.1.2 Extreme value theorem** If  $f$  is continuous on a closed interval  $[a, b]$ , then it has both a minimum and a maximum point. That is, there are real numbers  $c$  and  $d$  in  $[a, b]$  so that for every  $x$  in  $[a, b]$ ,  $f(x) \leq f(c)$  and  $f(x) \geq f(d)$ . ■

Another easy case: If a function is continuous and has a single critical value, then if there is a local maximum at the critical value it is a global maximum, and if it is a local minimum it is a global minimum. There may also be a global minimum in the first case, or a global maximum in the second case, but that will generally require more effort to determine.

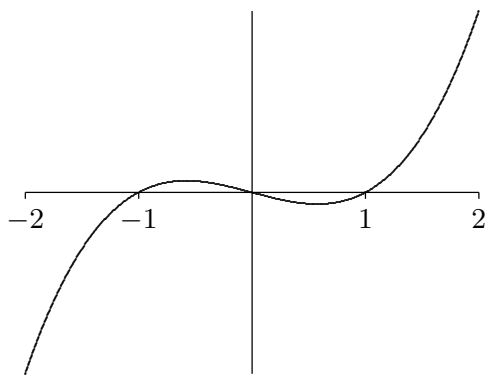
**EXAMPLE 6.1.3** Let  $f(x) = -x^2 + 4x - 3$ . Find the maximum value of  $f(x)$  on the interval  $[0, 4]$ . First note that  $f'(x) = -2x + 4 = 0$  when  $x = 2$ , and  $f(2) = 1$ . Next observe that  $f'(x)$  is defined for all  $x$ , so there are no other critical values. Finally,  $f(0) = -3$  and  $f(4) = -3$ . The largest value of  $f(x)$  on the interval  $[0, 4]$  is  $f(2) = 1$ . □

**EXAMPLE 6.1.4** Let  $f(x) = -x^2 + 4x - 3$ . Find the maximum value of  $f(x)$  on the interval  $[-1, 1]$ .

First note that  $f'(x) = -2x + 4 = 0$  when  $x = 2$ . But  $x = 2$  is not in the interval, so we don't use it. Thus the only two points to be checked are the endpoints;  $f(-1) = -8$  and  $f(1) = 0$ . So the largest value of  $f(x)$  on  $[-1, 1]$  is  $f(1) = 0$ . □

**EXAMPLE 6.1.5** Find the maximum and minimum values of the function  $f(x) = 7 + |x - 2|$  for  $x$  between 1 and 4 inclusive. The derivative  $f'(x)$  is never zero, but  $f'(x)$  is undefined at  $x = 2$ , so we compute  $f(2) = 7$ . Checking the end points we get  $f(1) = 8$  and  $f(4) = 9$ . The smallest of these numbers is  $f(2) = 7$ , which is, therefore, the minimum value of  $f(x)$  on the interval  $1 \leq x \leq 4$ , and the maximum is  $f(4) = 9$ . □

**EXAMPLE 6.1.6** Find all local maxima and minima for  $f(x) = x^3 - x$ , and determine whether there is a global maximum or minimum on the open interval  $(-2, 2)$ . In example 5.1.2 we found a local maximum at  $(-\sqrt{3}/3, 2\sqrt{3}/9)$  and a local minimum at  $(\sqrt{3}/3, -2\sqrt{3}/9)$ . Since the endpoints are not in the interval  $(-2, 2)$  they cannot be con-



**Figure 6.1.2**  $f(x) = x^3 - x$

sidered. Is the lone local maximum a global maximum? Here we must look more closely at the graph. We know that on the closed interval  $[-\sqrt{3}/3, \sqrt{3}/3]$  there is a global maximum at  $x = -\sqrt{3}/3$  and a global minimum at  $x = \sqrt{3}/3$ . So the question becomes: what happens between  $-2$  and  $-\sqrt{3}/3$ , and between  $\sqrt{3}/3$  and  $2$ ? Since there is a local minimum at  $x = \sqrt{3}/3$ , the graph must continue up to the right, since there are no more critical values. This means no value of  $f$  will be less than  $-2\sqrt{3}/9$  between  $\sqrt{3}/3$  and  $2$ , but it says nothing about whether we might find a value larger than the local maximum  $2\sqrt{3}/9$ . How can we tell? Since the function increases to the right of  $\sqrt{3}/3$ , we need to know what the function values do “close to”  $2$ . Here the easiest test is to pick a number and do a computation to get some idea of what’s going on. Since  $f(1.9) = 4.959 > 2\sqrt{3}/9$ , there is no global maximum at  $-\sqrt{3}/3$ , and hence no global maximum at all. (How can we tell that  $4.959 > 2\sqrt{3}/9$ ? We can use a calculator to approximate the right hand side; if it is not even close to  $4.959$  we can take this as decisive. Since  $2\sqrt{3}/9 \approx 0.3849$ , there’s really no question. Funny things can happen in the rounding done by computers and calculators, however, so we might be a little more careful, especially if the values come out quite close. In this case we can convert the relation  $4.959 > 2\sqrt{3}/9$  into  $(9/2)4.959 > \sqrt{3}$  and ask whether this is true. Since the left side is clearly larger than  $4 \cdot 4$  which is clearly larger than  $\sqrt{3}$ , this settles the question.)

A similar analysis shows that there is also no global minimum. The graph of  $f(x)$  on  $(-2, 2)$  is shown in figure 6.1.2.  $\square$

**EXAMPLE 6.1.7** Of all rectangles of area 100, which has the smallest perimeter?

First we must translate this into a purely mathematical problem in which we want to find the minimum value of a function. If  $x$  denotes one of the sides of the rectangle, then the adjacent side must be  $100/x$  (in order that the area be 100). So the function we want

to minimize is

$$f(x) = 2x + 2\frac{100}{x}$$

since the perimeter is twice the length plus twice the width of the rectangle. Not all values of  $x$  make sense in this problem: lengths of sides of rectangles must be positive, so  $x > 0$ . If  $x > 0$  then so is  $100/x$ , so we need no second condition on  $x$ .

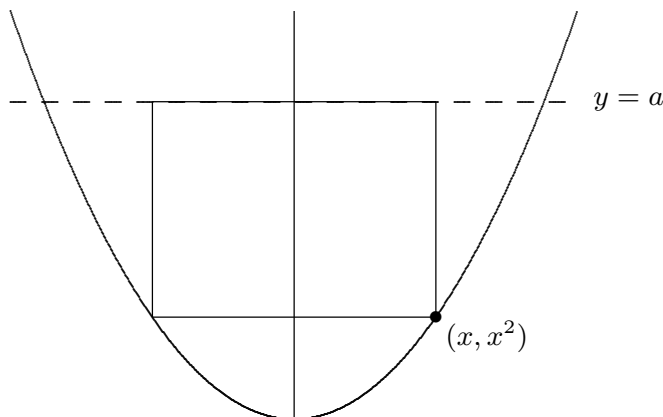
We next find  $f'(x)$  and set it equal to zero:  $0 = f'(x) = 2 - 200/x^2$ . Solving  $f'(x) = 0$  for  $x$  gives us  $x = \pm 10$ . We are interested only in  $x > 0$ , so only the value  $x = 10$  is of interest. Since  $f'(x)$  is defined everywhere on the interval  $(0, \infty)$ , there are no more critical values, and there are no endpoints. Is there a local maximum, minimum, or neither at  $x = 10$ ? The second derivative is  $f''(x) = 400/x^3$ , and  $f''(10) > 0$ , so there is a local minimum. Since there is only one critical value, this is also the global minimum, so the rectangle with smallest perimeter is the  $10 \times 10$  square.  $\square$

**EXAMPLE 6.1.8** You want to sell a certain number  $n$  of items in order to maximize your profit. Market research tells you that if you set the price at \$1.50, you will be able to sell 5000 items, and for every 10 cents you lower the price below \$1.50 you will be able to sell another 1000 items. Suppose that your fixed costs (“start-up costs”) total \$2000, and the per item cost of production (“marginal cost”) is \$0.50. Find the price to set per item and the number of items sold in order to maximize profit, and also determine the maximum profit you can get.

The first step is to convert the problem into a function maximization problem. Since we want to maximize profit by setting the price per item, we should look for a function  $P(x)$  representing the profit when the price per item is  $x$ . Profit is revenue minus costs, and revenue is number of items sold times the price per item, so we get  $P = nx - 2000 - 0.50n$ . The number of items sold is itself a function of  $x$ ,  $n = 5000 + 1000(1.5 - x)/0.10$ , because  $(1.5 - x)/0.10$  is the number of multiples of 10 cents that the price is below \$1.50. Now we substitute for  $n$  in the profit function:

$$\begin{aligned} P(x) &= (5000 + 1000(1.5 - x)/0.10)x - 2000 - 0.5(5000 + 1000(1.5 - x)/0.10) \\ &= -10000x^2 + 25000x - 12000 \end{aligned}$$

We want to know the maximum value of this function when  $x$  is between 0 and 1.5. The derivative is  $P'(x) = -20000x + 25000$ , which is zero when  $x = 1.25$ . Since  $P''(x) = -20000 < 0$ , there must be a local maximum at  $x = 1.25$ , and since this is the only critical value it must be a global maximum as well. (Alternately, we could compute  $P(0) = -12000$ ,  $P(1.25) = 3625$ , and  $P(1.5) = 3000$  and note that  $P(1.25)$  is the maximum of these.) Thus the maximum profit is \$3625, attained when we set the price at \$1.25 and sell 7500 items.  $\square$



**Figure 6.1.3** Rectangle in a parabola.

**EXAMPLE 6.1.9** Find the largest rectangle (that is, the rectangle with largest area) that fits inside the graph of the parabola  $y = x^2$  below the line  $y = a$  ( $a$  is an unspecified constant value), with the top side of the rectangle on the horizontal line  $y = a$ ; see figure 6.1.3.)

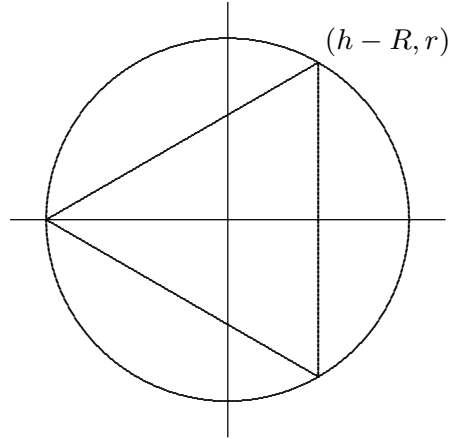
We want to find the maximum value of some function  $A(x)$  representing area. Perhaps the hardest part of this problem is deciding what  $x$  should represent. The lower right corner of the rectangle is at  $(x, x^2)$ , and once this is chosen the rectangle is completely determined. So we can let the  $x$  in  $A(x)$  be the  $x$  of the parabola  $f(x) = x^2$ . Then the area is  $A(x) = (2x)(a - x^2) = -2x^3 + 2ax$ . We want the maximum value of  $A(x)$  when  $x$  is in  $[0, \sqrt{a}]$ . (You might object to allowing  $x = 0$  or  $x = \sqrt{a}$ , since then the “rectangle” has either no width or no height, so is not “really” a rectangle. But the problem is somewhat easier if we simply allow such rectangles, which have zero area.)

Setting  $0 = A'(x) = -6x^2 + 2a$  we get  $x = \sqrt{a/3}$  as the only critical value. Testing this and the two endpoints, we have  $A(0) = A(\sqrt{a}) = 0$  and  $A(\sqrt{a/3}) = (4/9)\sqrt{3}a^{3/2}$ . The maximum area thus occurs when the rectangle has dimensions  $2\sqrt{a/3} \times (2/3)a$ .  $\square$

**EXAMPLE 6.1.10** If you fit the largest possible cone inside a sphere, what fraction of the volume of the sphere is occupied by the cone? (Here by “cone” we mean a right circular cone, i.e., a cone for which the base is perpendicular to the axis of symmetry, and for which the cross-section cut perpendicular to the axis of symmetry at any point is a circle.)

Let  $R$  be the radius of the sphere, and let  $r$  and  $h$  be the base radius and height of the cone inside the sphere. What we want to maximize is the volume of the cone:  $\pi r^2 h/3$ . Here  $R$  is a fixed value, but  $r$  and  $h$  can vary. Namely, we could choose  $r$  to be as large as possible—equal to  $R$ —by taking the height equal to  $R$ ; or we could make the cone’s height  $h$  larger at the expense of making  $r$  a little less than  $R$ . See the cross-section depicted in





**Figure 6.1.4** Cone in a sphere.

figure 6.1.4. We have situated the picture in a convenient way relative to the  $x$  and  $y$  axes, namely, with the center of the sphere at the origin and the vertex of the cone at the far left on the  $x$ -axis.

Notice that the function we want to maximize,  $\pi r^2 h/3$ , depends on *two* variables. This is frequently the case, but often the two variables are related in some way so that “really” there is only one variable. So our next step is to find the relationship and use it to solve for one of the variables in terms of the other, so as to have a function of only one variable to maximize. In this problem, the condition is apparent in the figure: the upper corner of the triangle, whose coordinates are  $(h - R, r)$ , must be on the circle of radius  $R$ . That is,

$$(h - R)^2 + r^2 = R^2.$$

We can solve for  $h$  in terms of  $r$  or for  $r$  in terms of  $h$ . Either involves taking a square root, but we notice that the volume function contains  $r^2$ , not  $r$  by itself, so it is easiest to solve for  $r^2$  directly:  $r^2 = R^2 - (h - R)^2$ . Then we substitute the result into  $\pi r^2 h/3$ :

$$\begin{aligned} V(h) &= \pi(R^2 - (h - R)^2)h/3 \\ &= -\frac{\pi}{3}h^3 + \frac{2}{3}\pi h^2 R \end{aligned}$$

We want to maximize  $V(h)$  when  $h$  is between 0 and  $2R$ . Now we solve  $0 = f'(h) = -\pi h^2 + (4/3)\pi h R$ , getting  $h = 0$  or  $h = 4R/3$ . We compute  $V(0) = V(2R) = 0$  and  $V(4R/3) = (32/81)\pi R^3$ . The maximum is the latter; since the volume of the sphere is  $(4/3)\pi R^3$ , the fraction of the sphere occupied by the cone is

$$\frac{(32/81)\pi R^3}{(4/3)\pi R^3} = \frac{8}{27} \approx 30\%.$$

□

**EXAMPLE 6.1.11** You are making cylindrical containers to contain a given volume. Suppose that the top and bottom are made of a material that is  $N$  times as expensive (cost per unit area) as the material used for the lateral side of the cylinder. Find (in terms of  $N$ ) the ratio of height to base radius of the cylinder that minimizes the cost of making the containers.

Let us first choose letters to represent various things:  $h$  for the height,  $r$  for the base radius,  $V$  for the volume of the cylinder, and  $c$  for the cost per unit area of the lateral side of the cylinder;  $V$  and  $c$  are constants,  $h$  and  $r$  are variables. Now we can write the cost of materials:

$$c(2\pi rh) + Nc(2\pi r^2).$$

Again we have two variables; the relationship is provided by the fixed volume of the cylinder:  $V = \pi r^2 h$ . We use this relationship to eliminate  $h$  (we could eliminate  $r$ , but it's a little easier if we eliminate  $h$ , which appears in only one place in the above formula for cost). The result is

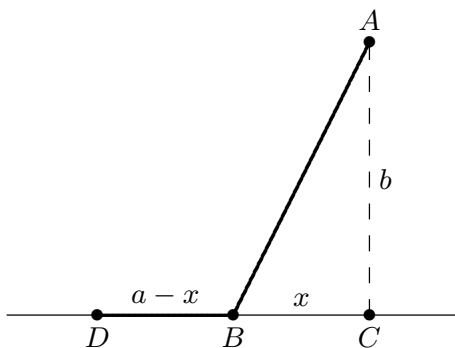
$$f(r) = 2c\pi r \frac{V}{\pi r^2} + 2Nc\pi r^2 = \frac{2cV}{r} + 2Nc\pi r^2.$$

We want to know the minimum value of this function when  $r$  is in  $(0, \infty)$ . We now set  $0 = f'(r) = -2cV/r^2 + 4Nc\pi r$ , giving  $r = \sqrt[3]{V/(2N\pi)}$ . Since  $f''(r) = 4cV/r^3 + 4Nc\pi$  is positive when  $r$  is positive, there is a local minimum at the critical value, and hence a global minimum since there is only one critical value.

Finally, since  $h = V/(\pi r^2)$ ,

$$\frac{h}{r} = \frac{V}{\pi r^3} = \frac{V}{\pi(V/(2N\pi))} = 2N,$$

so the minimum cost occurs when the height  $h$  is  $2N$  times the radius. If, for example, there is no difference in the cost of materials, the height is twice the radius (or the height is equal to the diameter).  $\square$



**Figure 6.1.5** Minimizing travel time.

**EXAMPLE 6.1.12** Suppose you want to reach a point  $A$  that is located across the sand from a nearby road (see figure 6.1.5). Suppose that the road is straight, and  $b$  is the distance from  $A$  to the closest point  $C$  on the road. Let  $v$  be your speed on the road, and let  $w$ , which is less than  $v$ , be your speed on the sand. Right now you are at the point  $D$ , which is a distance  $a$  from  $C$ . At what point  $B$  should you turn off the road and head across the sand in order to minimize your travel time to  $A$ ?

Let  $x$  be the distance short of  $C$  where you turn off, i.e., the distance from  $B$  to  $C$ . We want to minimize the total travel time. Recall that when traveling at constant velocity, time is distance divided by velocity.

You travel the distance  $\overline{DB}$  at speed  $v$ , and then the distance  $\overline{BA}$  at speed  $w$ . Since  $\overline{DB} = a - x$  and, by the Pythagorean theorem,  $\overline{BA} = \sqrt{x^2 + b^2}$ , the total time for the trip is

$$f(x) = \frac{a - x}{v} + \frac{\sqrt{x^2 + b^2}}{w}.$$

We want to find the minimum value of  $f$  when  $x$  is between 0 and  $a$ . As usual we set  $f'(x) = 0$  and solve for  $x$ :

$$\begin{aligned} 0 = f'(x) &= -\frac{1}{v} + \frac{x}{w\sqrt{x^2 + b^2}} \\ w\sqrt{x^2 + b^2} &= vx \\ w^2(x^2 + b^2) &= v^2x^2 \\ w^2b^2 &= (v^2 - w^2)x^2 \\ x &= \frac{wb}{\sqrt{v^2 - w^2}} \end{aligned}$$

Notice that  $a$  does not appear in the last expression, but  $a$  is not irrelevant, since we are interested only in critical values that are in  $[0, a]$ , and  $wb/\sqrt{v^2 - w^2}$  is either in this interval or not. If it is, we can use the second derivative to test it:

$$f''(x) = \frac{b^2}{(x^2 + b^2)^{3/2}w}.$$

Since this is always positive there is a local minimum at the critical point, and so it is a global minimum as well.

If the critical value is not in  $[0, a]$  it is larger than  $a$ . In this case the minimum must occur at one of the endpoints. We can compute

$$\begin{aligned} f(0) &= \frac{a}{v} + \frac{b}{w} \\ f(a) &= \frac{\sqrt{a^2 + b^2}}{w} \end{aligned}$$

but it is difficult to determine which of these is smaller by direct comparison. If, as is likely in practice, we know the values of  $v$ ,  $w$ ,  $a$ , and  $b$ , then it is easy to determine this. With a little cleverness, however, we can determine the minimum in general. We have seen that  $f''(x)$  is always positive, so the derivative  $f'(x)$  is always increasing. We know that at  $wb/\sqrt{v^2 - w^2}$  the derivative is zero, so for values of  $x$  less than that critical value, the derivative is negative. This means that  $f(0) > f(a)$ , so the minimum occurs when  $x = a$ .

So the upshot is this: If you start farther away from  $C$  than  $wb/\sqrt{v^2 - w^2}$  then you always want to cut across the sand when you are a distance  $wb/\sqrt{v^2 - w^2}$  from point  $C$ . If you start closer than this to  $C$ , you should cut directly across the sand.  $\square$

### Summary—Steps to solve an optimization problem.

1. Decide what the variables are and what the constants are, draw a diagram if appropriate, understand clearly what it is that is to be maximized or minimized.
2. Write a formula for the function for which you wish to find the maximum or minimum.
3. Express that formula in terms of only one variable, that is, in the form  $f(x)$ .
4. Set  $f'(x) = 0$  and solve. Check all critical values and endpoints to determine the extreme value.

### Exercises 6.1.

1. Let  $f(x) = \begin{cases} 1 + 4x - x^2 & \text{for } x \leq 3 \\ (x + 5)/2 & \text{for } x > 3 \end{cases}$

Find the maximum value and minimum values of  $f(x)$  for  $x$  in  $[0, 4]$ . Graph  $f(x)$  to check your answers.  $\Rightarrow$

2. Find the dimensions of the rectangle of largest area having fixed perimeter 100.  $\Rightarrow$
3. Find the dimensions of the rectangle of largest area having fixed perimeter  $P$ .  $\Rightarrow$
4. A box with square base and no top is to hold a volume 100. Find the dimensions of the box that requires the least material for the five sides. Also find the ratio of height to side of the base.  $\Rightarrow$
5. A box with square base is to hold a volume 200. The bottom and top are formed by folding in flaps from all four sides, so that the bottom and top consist of two layers of cardboard. Find the dimensions of the box that requires the least material. Also find the ratio of height to side of the base.  $\Rightarrow$
6. A box with square base and no top is to hold a volume  $V$ . Find (in terms of  $V$ ) the dimensions of the box that requires the least material for the five sides. Also find the ratio of height to side of the base. (This ratio will not involve  $V$ .)  $\Rightarrow$
7. You have 100 feet of fence to make a rectangular play area alongside the wall of your house. The wall of the house bounds one side. What is the largest size possible (in square feet) for the play area?  $\Rightarrow$

8. You have  $l$  feet of fence to make a rectangular play area alongside the wall of your house. The wall of the house bounds one side. What is the largest size possible (in square feet) for the play area?  $\Rightarrow$
9. Marketing tells you that if you set the price of an item at \$10 then you will be unable to sell it, but that you can sell 500 items for each dollar below \$10 that you set the price. Suppose your fixed costs total \$3000, and your marginal cost is \$2 per item. What is the most profit you can make?  $\Rightarrow$
10. Find the area of the largest rectangle that fits inside a semicircle of radius 10 (one side of the rectangle is along the diameter of the semicircle).  $\Rightarrow$
11. Find the area of the largest rectangle that fits inside a semicircle of radius  $r$  (one side of the rectangle is along the diameter of the semicircle).  $\Rightarrow$
12. For a cylinder with surface area 50, including the top and the bottom, find the ratio of height to base radius that maximizes the volume.  $\Rightarrow$
13. For a cylinder with given surface area  $S$ , including the top and the bottom, find the ratio of height to base radius that maximizes the volume.  $\Rightarrow$
14. You want to make cylindrical containers to hold 1 liter (1000 cubic centimeters) using the least amount of construction material. The side is made from a rectangular piece of material, and this can be done with no material wasted. However, the top and bottom are cut from squares of side  $2r$ , so that  $2(2r)^2 = 8r^2$  of material is needed (rather than  $2\pi r^2$ , which is the total area of the top and bottom). Find the dimensions of the container using the least amount of material, and also find the ratio of height to radius for this container.  $\Rightarrow$
15. You want to make cylindrical containers of a given volume  $V$  using the least amount of construction material. The side is made from a rectangular piece of material, and this can be done with no material wasted. However, the top and bottom are cut from squares of side  $2r$ , so that  $2(2r)^2 = 8r^2$  of material is needed (rather than  $2\pi r^2$ , which is the total area of the top and bottom). Find the optimal ratio of height to radius.  $\Rightarrow$
16. Given a right circular cone, you put an upside-down cone inside it so that its vertex is at the center of the base of the larger cone and its base is parallel to the base of the larger cone. If you choose the upside-down cone to have the largest possible volume, what fraction of the volume of the larger cone does it occupy? (Let  $H$  and  $R$  be the height and base radius of the larger cone, and let  $h$  and  $r$  be the height and base radius of the smaller cone. Hint: Use similar triangles to get an equation relating  $h$  and  $r$ .)  $\Rightarrow$
17. In example 6.1.12, what happens if  $w \geq v$  (i.e., your speed on sand is at least your speed on the road)?  $\Rightarrow$
18. A container holding a fixed volume is being made in the shape of a cylinder with a hemispherical top. (The hemispherical top has the same radius as the cylinder.) Find the ratio of height to radius of the cylinder which minimizes the cost of the container if (a) the cost per unit area of the top is twice as great as the cost per unit area of the side, and the container is made with no bottom; (b) the same as in (a), except that the container is made with a circular bottom, for which the cost per unit area is 1.5 times the cost per unit area of the side.  $\Rightarrow$
19. A piece of cardboard is 1 meter by  $1/2$  meter. A square is to be cut from each corner and the sides folded up to make an open-top box. What are the dimensions of the box with maximum possible volume?  $\Rightarrow$

20. (a) A square piece of cardboard of side  $a$  is used to make an open-top box by cutting out a small square from each corner and bending up the sides. How large a square should be cut from each corner in order that the box have maximum volume? (b) What if the piece of cardboard used to make the box is a rectangle of sides  $a$  and  $b$ ?  $\Rightarrow$
21. A window consists of a rectangular piece of clear glass with a semicircular piece of colored glass on top; the colored glass transmits only  $1/2$  as much light per unit area as the clear glass. If the distance from top to bottom (across both the rectangle and the semicircle) is 2 meters and the window may be no more than 1.5 meters wide, find the dimensions of the rectangular portion of the window that lets through the most light.  $\Rightarrow$
22. A window consists of a rectangular piece of clear glass with a semicircular piece of colored glass on top. Suppose that the colored glass transmits only  $k$  times as much light per unit area as the clear glass ( $k$  is between 0 and 1). If the distance from top to bottom (across both the rectangle and the semicircle) is a fixed distance  $H$ , find (in terms of  $k$ ) the ratio of vertical side to horizontal side of the rectangle for which the window lets through the most light.  $\Rightarrow$
23. You are designing a poster to contain a fixed amount  $A$  of printing (measured in square centimeters) and have margins of  $a$  centimeters at the top and bottom and  $b$  centimeters at the sides. Find the ratio of vertical dimension to horizontal dimension of the printed area on the poster if you want to minimize the amount of posterboard needed.  $\Rightarrow$
24. The strength of a rectangular beam is proportional to the product of its width  $w$  times the square of its depth  $d$ . Find the dimensions of the strongest beam that can be cut from a cylindrical log of radius  $r$ .  $\Rightarrow$

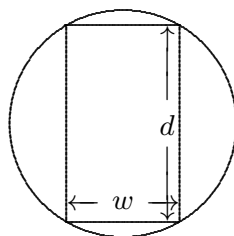


Figure 6.1.6 Cutting a beam.

25. What fraction of the volume of a sphere is taken up by the largest cylinder that can be fit inside the sphere?  $\Rightarrow$
26. The U.S. post office will accept a box for shipment only if the sum of the length and girth (distance around) is at most 108 in. Find the dimensions of the largest acceptable box with square front and back.  $\Rightarrow$
27. Find the dimensions of the lightest cylindrical can containing 0.25 liter ( $=250 \text{ cm}^3$ ) if the top and bottom are made of a material that is twice as heavy (per unit area) as the material used for the side.  $\Rightarrow$
28. A conical paper cup is to hold  $1/4$  of a liter. Find the height and radius of the cone which minimizes the amount of paper needed to make the cup. Use the formula  $\pi r \sqrt{r^2 + h^2}$  for the area of the side of a cone.  $\Rightarrow$
29. A conical paper cup is to hold a fixed volume of water. Find the ratio of height to base radius of the cone which minimizes the amount of paper needed to make the cup. Use the formula  $\pi r \sqrt{r^2 + h^2}$  for the area of the side of a cone, called the **lateral area** of the cone.  $\Rightarrow$

30. If you fit the cone with the largest possible surface area (lateral area plus area of base) into a sphere, what percent of the volume of the sphere is occupied by the cone?  $\Rightarrow$
31. Two electrical charges, one a positive charge  $A$  of magnitude  $a$  and the other a negative charge  $B$  of magnitude  $b$ , are located a distance  $c$  apart. A positively charged particle  $P$  is situated on the line between  $A$  and  $B$ . Find where  $P$  should be put so that the pull away from  $A$  towards  $B$  is minimal. Here assume that the force from each charge is proportional to the strength of the source and inversely proportional to the square of the distance from the source.  $\Rightarrow$
32. Find the fraction of the area of a triangle that is occupied by the largest rectangle that can be drawn in the triangle (with one of its sides along a side of the triangle). Show that this fraction does not depend on the dimensions of the given triangle.  $\Rightarrow$
33. How are your answers to Problem 9 affected if the cost per item for the  $x$  items, instead of being simply \$2, decreases below \$2 in proportion to  $x$  (because of economy of scale and volume discounts) by 1 cent for each 25 items produced?  $\Rightarrow$
34. You are standing near the side of a large wading pool of uniform depth when you see a child in trouble. You can run at a speed  $v_1$  on land and at a slower speed  $v_2$  in the water. Your perpendicular distance from the side of the pool is  $a$ , the child's perpendicular distance is  $b$ , and the distance along the side of the pool between the closest point to you and the closest point to the child is  $c$  (see the figure below). Without stopping to do any calculus, you instinctively choose the quickest route (shown in the figure) and save the child. Our purpose is to derive a relation between the angle  $\theta_1$  your path makes with the perpendicular to the side of the pool when you're on land, and the angle  $\theta_2$  your path makes with the perpendicular when you're in the water. To do this, let  $x$  be the distance between the closest point to you at the side of the pool and the point where you enter the water. Write the total time you run (on land and in the water) in terms of  $x$  (and also the constants  $a, b, c, v_1, v_2$ ). Then set the derivative equal to zero. The result, called "Snell's law" or the "law of refraction," also governs the bending of light when it goes into water.  $\Rightarrow$

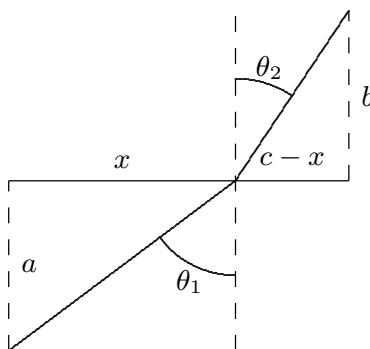


Figure 6.1.7 Wading pool rescue.

## 6.2 RELATED RATES

Suppose we have two variables  $x$  and  $y$  (in most problems the letters will be different, but for now let's use  $x$  and  $y$ ) which are both changing with time. A "related rates" problem is a problem in which we know one of the rates of change at a given instant—say,

$\dot{x} = dx/dt$ —and we want to find the other rate  $\dot{y} = dy/dt$  at that instant. (The use of  $\dot{x}$  to mean  $dx/dt$  goes back to Newton and is still used for this purpose, especially by physicists.)

If  $y$  is written in terms of  $x$ , i.e.,  $y = f(x)$ , then this is easy to do using the chain rule:

$$\dot{y} = \frac{dy}{dt} = \frac{dy}{dx} \cdot \frac{dx}{dt} = \frac{dy}{dx} \dot{x}.$$

That is, find the derivative of  $f(x)$ , plug in the value of  $x$  at the instant in question, and multiply by the given value of  $\dot{x} = dx/dt$  to get  $\dot{y} = dy/dt$ .

**EXAMPLE 6.2.1** Suppose an object is moving along a path described by  $y = x^2$ , that is, it is moving on a parabolic path. At a particular time, say  $t = 5$ , the  $x$  coordinate is 6 and we measure the speed at which the  $x$  coordinate of the object is changing and find that  $dx/dt = 3$ . At the same time, how fast is the  $y$  coordinate changing?

Using the chain rule,  $dy/dt = 2x \cdot dx/dt$ . At  $t = 5$  we know that  $x = 6$  and  $dx/dt = 3$ , so  $dy/dt = 2 \cdot 6 \cdot 3 = 36$ .  $\square$

In many cases, particularly interesting ones,  $x$  and  $y$  will be related in some other way, for example  $x = f(y)$ , or  $F(x, y) = k$ , or perhaps  $F(x, y) = G(x, y)$ , where  $F(x, y)$  and  $G(x, y)$  are expressions involving both variables. In all cases, you can solve the related rates problem by taking the derivative of both sides, plugging in all the known values (namely,  $x$ ,  $y$ , and  $\dot{x}$ ), and then solving for  $\dot{y}$ .

To summarize, here are the steps in doing a related rates problem:

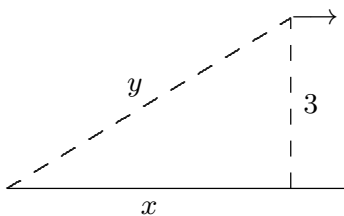
1. Decide what the two variables are.
2. Find an equation relating them.
3. Take  $d/dt$  of both sides.
4. Plug in all known values at the instant in question.
5. Solve for the unknown rate.

**EXAMPLE 6.2.2** A plane is flying directly away from you at 500 mph at an altitude of 3 miles. How fast is the plane's distance from you increasing at the moment when the plane is flying over a point on the ground 4 miles from you?

To see what's going on, we first draw a schematic representation of the situation, as in figure 6.2.1.

Because the plane is in level flight directly away from you, the rate at which  $x$  changes is the speed of the plane,  $dx/dt = 500$ . The distance between you and the plane is  $y$ ; it is  $dy/dt$  that we wish to know. By the Pythagorean Theorem we know that  $x^2 + 9 = y^2$ .





**Figure 6.2.1** Receding airplane.

Taking the derivative:

$$2x\dot{x} = 2y\dot{y}.$$

We are interested in the time at which  $x = 4$ ; at this time we know that  $4^2 + 9 = y^2$ , so  $y = 5$ . Putting together all the information we get

$$2(4)(500) = 2(5)\dot{y}.$$

Thus,  $\dot{y} = 400$  mph. □

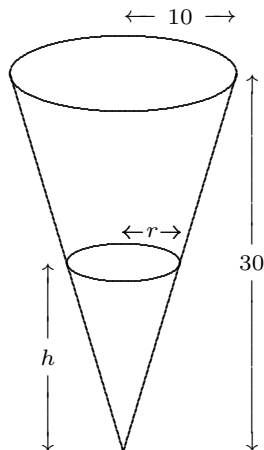
**EXAMPLE 6.2.3** You are inflating a spherical balloon at the rate of  $7 \text{ cm}^3/\text{sec}$ . How fast is its radius increasing when the radius is  $4 \text{ cm}$ ?

Here the variables are the radius  $r$  and the volume  $V$ . We know  $dV/dt$ , and we want  $dr/dt$ . The two variables are related by means of the equation  $V = 4\pi r^3/3$ . Taking the derivative of both sides gives  $dV/dt = 4\pi r^2\dot{r}$ . We now substitute the values we know at the instant in question:  $7 = 4\pi 4^2\dot{r}$ , so  $\dot{r} = 7/(64\pi) \text{ cm/sec}$ . □

**EXAMPLE 6.2.4** Water is poured into a conical container at the rate of  $10 \text{ cm}^3/\text{sec}$ . The cone points directly down, and it has a height of  $30 \text{ cm}$  and a base radius of  $10 \text{ cm}$ ; see figure 6.2.2. How fast is the water level rising when the water is  $4 \text{ cm}$  deep (at its deepest point)?

The water forms a conical shape within the big cone; its height and base radius and volume are all increasing as water is poured into the container. This means that we actually have three things varying with time: the water level  $h$  (the height of the cone of water), the radius  $r$  of the circular top surface of water (the base radius of the cone of water), and the volume of water  $V$ . The volume of a cone is given by  $V = \pi r^2 h/3$ . We know  $dV/dt$ , and we want  $dh/dt$ . At first something seems to be wrong: we have a third variable  $r$  whose rate we don't know.

But the dimensions of the cone of water must have the same proportions as those of the container. That is, because of similar triangles,  $r/h = 10/30$  so  $r = h/3$ . Now we can eliminate  $r$  from the problem entirely:  $V = \pi(h/3)^2 h/3 = \pi h^3/27$ . We take the derivative of both sides and plug in  $h = 4$  and  $dV/dt = 10$ , obtaining  $10 = (3\pi \cdot 4^2/27)(dh/dt)$ . Thus,  $dh/dt = 90/(16\pi) \text{ cm/sec}$ . □



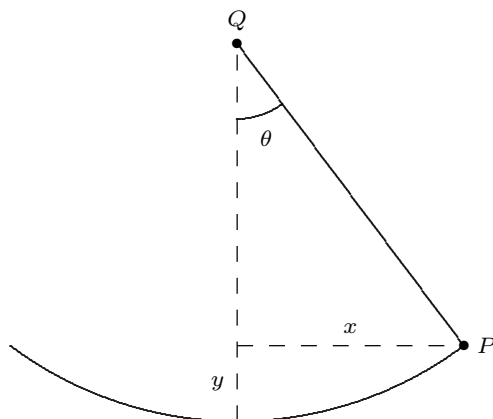
**Figure 6.2.2** Conical water tank.

**EXAMPLE 6.2.5** A swing consists of a board at the end of a 10 ft long rope. Think of the board as a point  $P$  at the end of the rope, and let  $Q$  be the point of attachment at the other end. Suppose that the swing is directly below  $Q$  at time  $t = 0$ , and is being pushed by someone who walks at 6 ft/sec from left to right. Find (a) how fast the swing is rising after 1 sec; (b) the angular speed of the rope in deg/sec after 1 sec.

We start out by asking: What is the geometric quantity whose rate of change we know, and what is the geometric quantity whose rate of change we're being asked about? Note that the person pushing the swing is moving horizontally at a rate we know. In other words, the horizontal coordinate of  $P$  is increasing at 6 ft/sec. In the  $xy$ -plane let us make the convenient choice of putting the origin at the location of  $P$  at time  $t = 0$ , i.e., a distance 10 directly below the point of attachment. Then the rate we know is  $dx/dt$ , and in part (a) the rate we want is  $dy/dt$  (the rate at which  $P$  is rising). In part (b) the rate we want is  $\dot{\theta} = d\theta/dt$ , where  $\theta$  stands for the angle in radians through which the swing has swung from the vertical. (Actually, since we want our answer in deg/sec, at the end we must convert  $d\theta/dt$  from rad/sec by multiplying by  $180/\pi$ .)

(a) From the diagram we see that we have a right triangle whose legs are  $x$  and  $10 - y$ , and whose hypotenuse is 10. Hence  $x^2 + (10 - y)^2 = 100$ . Taking the derivative of both sides we obtain:  $2x\dot{x} + 2(10 - y)(0 - \dot{y}) = 0$ . We now look at what we know after 1 second, namely  $x = 6$  (because  $x$  started at 0 and has been increasing at the rate of 6 ft/sec for 1 sec),  $y = 2$  (because we get  $10 - y = 8$  from the Pythagorean theorem applied to the triangle with hypotenuse 10 and leg 6), and  $\dot{x} = 6$ . Putting in these values gives us  $2 \cdot 6 \cdot 6 - 2 \cdot 8\dot{y} = 0$ , from which we can easily solve for  $\dot{y}$ :  $\dot{y} = 4.5$  ft/sec.

(b) Here our two variables are  $x$  and  $\theta$ , so we want to use the same right triangle as in part (a), but this time relate  $\theta$  to  $x$ . Since the hypotenuse is constant (equal to 10), the best way to do this is to use the sine:  $\sin \theta = x/10$ . Taking derivatives we obtain

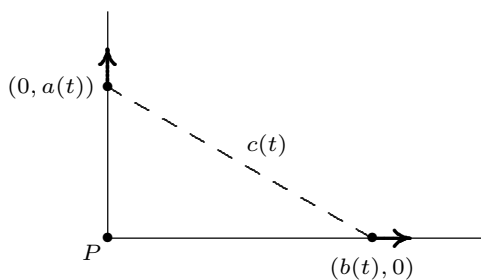


**Figure 6.2.3** Swing.

$(\cos \theta)\dot{\theta} = 0.1\dot{x}$ . At the instant in question ( $t = 1$  sec), when we have a right triangle with sides 6–8–10,  $\cos \theta = 8/10$  and  $\dot{x} = 6$ . Thus  $(8/10)\dot{\theta} = 6/10$ , i.e.,  $\dot{\theta} = 6/8 = 3/4$  rad/sec, or approximately 43 deg/sec.  $\square$

We have seen that sometimes there are apparently more than two variables that change with time, but in reality there are just two, as the others can be expressed in terms of just two. But sometimes there really are several variables that change with time; as long as you know the rates of change of all but one of them you can find the rate of change of the remaining one. As in the case when there are just two variables, take the derivative of both sides of the equation relating all of the variables, and then substitute all of the known values and solve for the unknown rate.

**EXAMPLE 6.2.6** A road running north to south crosses a road going east to west at the point  $P$ . Car A is driving north along the first road, and car B is driving east along the second road. At a particular time car A is 10 kilometers to the north of  $P$  and traveling at 80 km/hr, while car B is 15 kilometers to the east of  $P$  and traveling at 100 km/hr. How fast is the distance between the two cars changing?



**Figure 6.2.4** Cars moving apart.

Let  $a(t)$  be the distance of car A north of  $P$  at time  $t$ , and  $b(t)$  the distance of car B east of  $P$  at time  $t$ , and let  $c(t)$  be the distance from car A to car B at time  $t$ . By the Pythagorean Theorem,  $c(t)^2 = a(t)^2 + b(t)^2$ . Taking derivatives we get  $2c(t)c'(t) = 2a(t)a'(t) + 2b(t)b'(t)$ , so

$$\dot{c} = \frac{a\dot{a} + b\dot{b}}{c} = \frac{a\dot{a} + b\dot{b}}{\sqrt{a^2 + b^2}}.$$

Substituting known values we get:

$$\dot{c} = \frac{10 \cdot 80 + 15 \cdot 100}{\sqrt{10^2 + 15^2}} = \frac{460}{\sqrt{13}} \approx 127.6 \text{ km/hr}$$

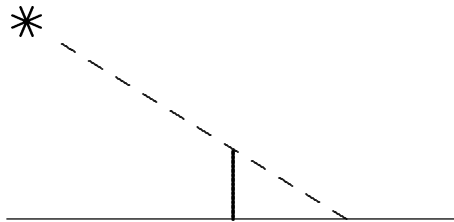
at the time of interest. □

Notice how this problem differs from example 6.2.2. In both cases we started with the Pythagorean Theorem and took derivatives on both sides. However, in example 6.2.2 one of the sides was a constant (the altitude of the plane), and so the derivative of the square of that side of the triangle was simply zero. In this example, on the other hand, all three sides of the right triangle are variables, even though we are interested in a specific value of each side of the triangle (namely, when the sides have lengths 10 and 15). Make sure that you understand at the start of the problem what are the variables and what are the constants.

### ***Exercises 6.2.***

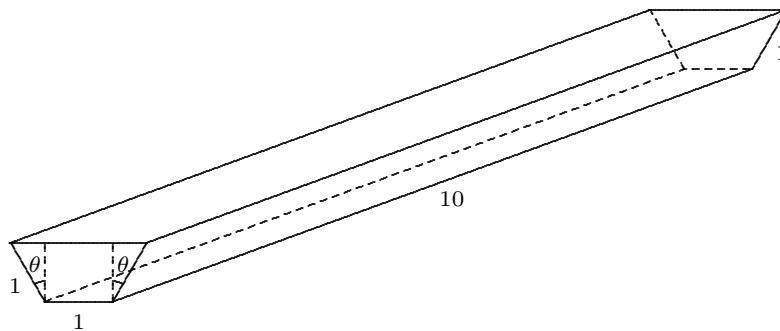
1. A cylindrical tank standing upright (with one circular base on the ground) has radius 20 cm. How fast does the water level in the tank drop when the water is being drained at  $25 \text{ cm}^3/\text{sec}$ ?  $\Rightarrow$
2. A cylindrical tank standing upright (with one circular base on the ground) has radius 1 meter. How fast does the water level in the tank drop when the water is being drained at 3 liters per second?  $\Rightarrow$
3. A ladder 13 meters long rests on horizontal ground and leans against a vertical wall. The foot of the ladder is pulled away from the wall at the rate of 0.6 m/sec. How fast is the top sliding down the wall when the foot of the ladder is 5 m from the wall?  $\Rightarrow$
4. A ladder 13 meters long rests on horizontal ground and leans against a vertical wall. The top of the ladder is being pulled up the wall at 0.1 meters per second. How fast is the foot of the ladder approaching the wall when the foot of the ladder is 5 m from the wall?  $\Rightarrow$
5. A rotating beacon is located 2 miles out in the water. Let  $A$  be the point on the shore that is closest to the beacon. As the beacon rotates at 10 rev/min, the beam of light sweeps down the shore once each time it revolves. Assume that the shore is straight. How fast is the point where the beam hits the shore moving at an instant when the beam is lighting up a point 2 miles along the shore from the point  $A$ ?  $\Rightarrow$
6. A baseball diamond is a square 90 ft on a side. A player runs from first base to second base at 15 ft/sec. At what rate is the player's distance from third base decreasing when she is half way from first to second base?  $\Rightarrow$

7. Sand is poured onto a surface at  $15 \text{ cm}^3/\text{sec}$ , forming a conical pile whose base diameter is always equal to its altitude. How fast is the altitude of the pile increasing when the pile is 3 cm high?  $\Rightarrow$
8. A boat is pulled in to a dock by a rope with one end attached to the front of the boat and the other end passing through a ring attached to the dock at a point 5 ft higher than the front of the boat. The rope is being pulled through the ring at the rate of 0.6 ft/sec. How fast is the boat approaching the dock when 13 ft of rope are out?  $\Rightarrow$
9. A balloon is at a height of 50 meters, and is rising at the constant rate of 5 m/sec. A bicyclist passes beneath it, traveling in a straight line at the constant speed of 10 m/sec. How fast is the distance between the bicyclist and the balloon increasing 2 seconds later?  $\Rightarrow$
10. A pyramid-shaped vat has square cross-section and stands on its tip. The dimensions at the top are  $2 \text{ m} \times 2 \text{ m}$ , and the depth is 5 m. If water is flowing into the vat at  $3 \text{ m}^3/\text{min}$ , how fast is the water level rising when the depth of water (at the deepest point) is 4 m? Note: the volume of any “conical” shape (including pyramids) is  $(1/3)(\text{height})(\text{area of base})$ .  $\Rightarrow$
11. The sun is rising at the rate of  $1/4 \text{ deg}/\text{min}$ , and appears to be climbing into the sky perpendicular to the horizon, as depicted in figure 6.2.5. How fast is the shadow of a 200 meter building shrinking at the moment when the shadow is 500 meters long?  $\Rightarrow$
12. The sun is setting at the rate of  $1/4 \text{ deg}/\text{min}$ , and appears to be dropping perpendicular to the horizon, as depicted in figure 6.2.5. How fast is the shadow of a 25 meter wall lengthening at the moment when the shadow is 50 meters long?  $\Rightarrow$



**Figure 6.2.5** Sunrise or sunset.

13. The trough shown in figure 6.2.6 is constructed by fastening together three slabs of wood of dimensions  $10 \text{ ft} \times 1 \text{ ft}$ , and then attaching the construction to a wooden wall at each end. The angle  $\theta$  was originally  $30^\circ$ , but because of poor construction the sides are collapsing. The trough is full of water. At what rate (in  $\text{ft}^3/\text{sec}$ ) is the water spilling out over the top of the trough if the sides have each fallen to an angle of  $45^\circ$ , and are collapsing at the rate of  $1^\circ$  per second?  $\Rightarrow$



**Figure 6.2.6** Trough.

122 Chapter 6 Applications of the Derivative

14. A woman 5 ft tall walks at the rate of 3.5 ft/sec away from a streetlight that is 12 ft above the ground. At what rate is the tip of her shadow moving? At what rate is her shadow lengthening?  $\Rightarrow$
15. A man 1.8 meters tall walks at the rate of 1 meter per second toward a streetlight that is 4 meters above the ground. At what rate is the tip of his shadow moving? At what rate is his shadow shortening?  $\Rightarrow$
16. A police helicopter is flying at 150 mph at a constant altitude of 0.5 mile above a straight road. The pilot uses radar to determine that an oncoming car is at a distance of exactly 1 mile from the helicopter, and that this distance is decreasing at 190 mph. Find the speed of the car.  $\Rightarrow$
17. A police helicopter is flying at 200 kilometers per hour at a constant altitude of 1 km above a straight road. The pilot uses radar to determine that an oncoming car is at a distance of exactly 2 kilometers from the helicopter, and that this distance is decreasing at 250 kph. Find the speed of the car.  $\Rightarrow$
18. A light shines from the top of a pole 20 m high. A ball is falling 10 meters from the pole, casting a shadow on a building 30 meters away, as shown in figure 6.2.7. When the ball is 25 meters from the ground it is falling at 6 meters per second. How fast is its shadow moving?  $\Rightarrow$

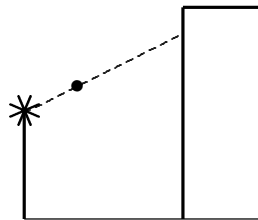


Figure 6.2.7 Falling ball.

19. Do example 6.2.6 assuming that the angle between the two roads is  $120^\circ$  instead of  $90^\circ$  (that is, the “north–south” road actually goes in a somewhat northwesterly direction from  $P$ ). Recall the law of cosines:  $c^2 = a^2 + b^2 - 2ab \cos \theta$ .  $\Rightarrow$
20. Do example 6.2.6 assuming that car A is 300 meters north of  $P$ , car B is 400 meters east of  $P$ , both cars are going at constant speed toward  $P$ , and the two cars will collide in 10 seconds.  $\Rightarrow$
21. Do example 6.2.6 assuming that 8 seconds ago car A started from rest at  $P$  and has been picking up speed at the steady rate of  $5 \text{ m/sec}^2$ , and 6 seconds after car A started car B passed  $P$  moving east at constant speed 60 m/sec.  $\Rightarrow$
22. Referring again to example 6.2.6, suppose that instead of car B an airplane is flying at speed 200 km/hr to the east of  $P$  at an altitude of 2 km, as depicted in figure 6.2.8. How fast is the distance between car and airplane changing?  $\Rightarrow$
23. Referring again to example 6.2.6, suppose that instead of car B an airplane is flying at speed 200 km/hr to the east of  $P$  at an altitude of 2 km, and that it is gaining altitude at 10 km/hr. How fast is the distance between car and airplane changing?  $\Rightarrow$
24. A light shines from the top of a pole 20 m high. An object is dropped from the same height from a point 10 m away, so that its height at time  $t$  seconds is  $h(t) = 20 - 9.8t^2/2$ . How fast is the object’s shadow moving on the ground one second later?  $\Rightarrow$

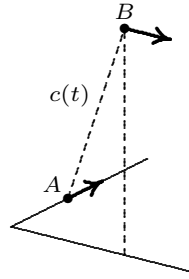


Figure 6.2.8 Car and airplane.

25. The two blades of a pair of scissors are fastened at the point  $A$  as shown in figure 6.2.9. Let  $a$  denote the distance from  $A$  to the tip of the blade (the point  $B$ ). Let  $\beta$  denote the angle at the tip of the blade that is formed by the line  $\overline{AB}$  and the bottom edge of the blade, line  $\overline{BC}$ , and let  $\theta$  denote the angle between  $\overline{AB}$  and the horizontal. Suppose that a piece of paper is cut in such a way that the center of the scissors at  $A$  is fixed, and the paper is also fixed. As the blades are closed (i.e., the angle  $\theta$  in the diagram is decreased), the distance  $x$  between  $A$  and  $C$  increases, cutting the paper.
- Express  $x$  in terms of  $a$ ,  $\theta$ , and  $\beta$ .
  - Express  $dx/dt$  in terms of  $a$ ,  $\theta$ ,  $\beta$ , and  $d\theta/dt$ .
  - Suppose that the distance  $a$  is 20 cm, and the angle  $\beta$  is  $5^\circ$ . Further suppose that  $\theta$  is decreasing at 50 deg/sec. At the instant when  $\theta = 30^\circ$ , find the rate (in cm/sec) at which the paper is being cut.  $\Rightarrow$

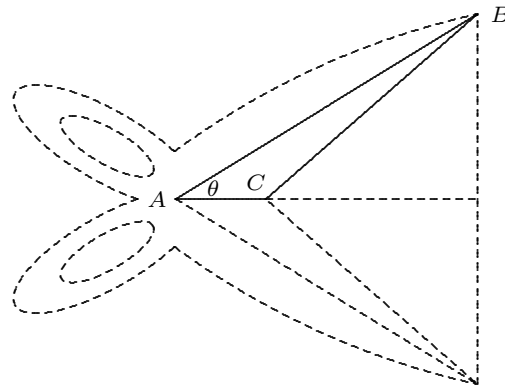


Figure 6.2.9 Scissors.

### 6.3 NEWTON'S METHOD

Suppose you have a function  $f(x)$ , and you want to find as accurately as possible where it crosses the  $x$ -axis; in other words, you want to solve  $f(x) = 0$ . Suppose you know of no way to find an exact solution by any algebraic procedure, but you are able to use an approximation, provided it can be made quite close to the true value. Newton's method is a way to find a solution to the equation to as many decimal places as you want. It is what

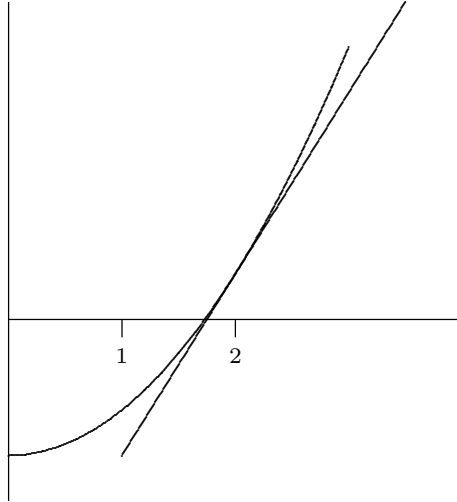
is called an “iterative procedure,” meaning that it can be repeated again and again to get an answer of greater and greater accuracy. Iterative procedures like Newton’s method are well suited to programming for a computer. Newton’s method uses the fact that the tangent line to a curve is a good approximation to the curve near the point of tangency.

**EXAMPLE 6.3.1** Approximate  $\sqrt{3}$ . Since  $\sqrt{3}$  is a solution to  $x^2 = 3$  or  $x^2 - 3 = 0$ , we use  $f(x) = x^2 - 3$ . We start by guessing something reasonably close to the true value; this is usually easy to do; let’s use  $\sqrt{3} \approx 2$ . Now use the tangent line to the curve when  $x = 2$  as an approximation to the curve, as shown in figure 6.3.1. Since  $f'(x) = 2x$ , the slope of this tangent line is 4 and its equation is  $y = 4x - 7$ . The tangent line is quite close to  $f(x)$ , so it crosses the  $x$ -axis near the point at which  $f(x)$  crosses, that is, near  $\sqrt{3}$ . It is easy to find where the tangent line crosses the  $x$ -axis: solve  $0 = 4x - 7$  to get  $x = 7/4 = 1.75$ . This is certainly a better approximation than 2, but let us say not close enough. We can improve it by doing the same thing again: find the tangent line at  $x = 1.75$ , find where this new tangent line crosses the  $x$ -axis, and use that value as a better approximation. We can continue this indefinitely, though it gets a bit tedious. Lets see if we can shortcut the process. Suppose the best approximation to the intercept we have so far is  $x_i$ . To find a better approximation we will always do the same thing: find the slope of the tangent line at  $x_i$ , find the equation of the tangent line, find the  $x$ -intercept. The slope is  $2x_i$ . The tangent line is  $y = (2x_i)(x - x_i) + (x_i^2 - 3)$ , using the point-slope formula for a line. Finally, the intercept is found by solving  $0 = (2x_i)(x - x_i) + (x_i^2 - 3)$ . With a little algebra this turns into  $x = (x_i^2 + 3)/(2x_i)$ ; this is the next approximation, which we naturally call  $x_{i+1}$ . Instead of doing the whole tangent line computation every time we can simply use this formula to get as many approximations as we want. Starting with  $x_0 = 2$ , we get  $x_1 = (x_0^2 + 3)/(2x_0) = (2^2 + 3)/4 = 7/4$  (the same approximation we got above, of course),  $x_2 = (x_1^2 + 3)/(2x_1) = ((7/4)^2 + 3)/(7/2) = 97/56 \approx 1.73214$ ,  $x_3 \approx 1.73205$ , and so on. This is still a bit tedious by hand, but with a calculator or, even better, a good computer program, it is quite easy to get many, many approximations. We might guess already that 1.73205 is accurate to two decimal places, and in fact it turns out that it is accurate to 5 places.  $\square$

Let’s think about this process in more general terms. We want to approximate a solution to  $f(x) = 0$ . We start with a rough guess, which we call  $x_0$ . We use the tangent line to  $f(x)$  to get a new approximation that we hope will be closer to the true value. What is the equation of the tangent line when  $x = x_0$ ? The slope is  $f'(x_0)$  and the line goes through  $(x_0, f(x_0))$ , so the equation of the line is

$$y = f'(x_0)(x - x_0) + f(x_0).$$





**Figure 6.3.1** Newton's method. (AP)

Now we find where this crosses the  $x$ -axis by substituting  $y = 0$  and solving for  $x$ :

$$x = \frac{x_0 f'(x_0) - f(x_0)}{f'(x_0)} = x_0 - \frac{f(x_0)}{f'(x_0)}.$$

We will typically want to compute more than one of these improved approximations, so we number them consecutively; from  $x_0$  we have computed  $x_1$ :

$$x_1 = \frac{x_0 f'(x_0) - f(x_0)}{f'(x_0)} = x_0 - \frac{f(x_0)}{f'(x_0)},$$

and in general from  $x_i$  we compute  $x_{i+1}$ :

$$x_{i+1} = \frac{x_i f'(x_i) - f(x_i)}{f'(x_i)} = x_i - \frac{f(x_i)}{f'(x_i)}.$$

**EXAMPLE 6.3.2** Returning to the previous example,  $f(x) = x^2 - 3$ ,  $f'(x) = 2x$ , and the formula becomes  $x_{i+1} = x_i - (x_i^2 - 3)/(2x_i) = (x_i^2 + 3)/(2x_i)$ , as before.  $\square$

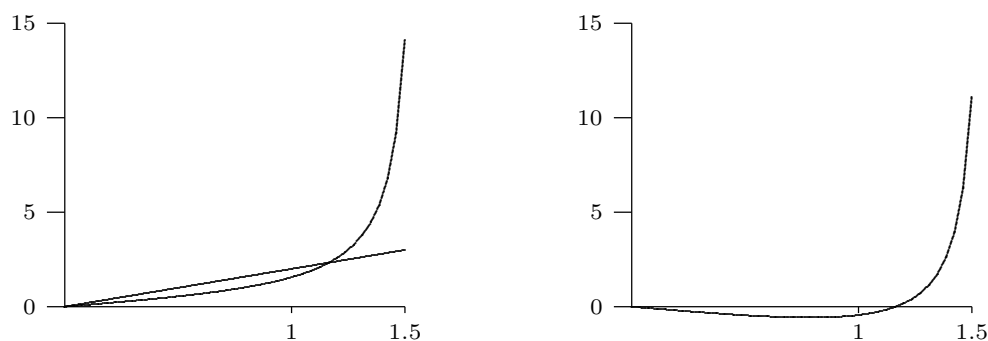
In practice, which is to say, if you need to approximate a value in the course of designing a bridge or a building or an airframe, you will need to have some confidence that the approximation you settle on is accurate enough. As a rule of thumb, once a certain number of decimal places stop changing from one approximation to the next it is likely that those decimal places are correct. Still, this may not be enough assurance, in which case we can test the result for accuracy.

**EXAMPLE 6.3.3** Find the  $x$  coordinate of the intersection of the curves  $y = 2x$  and  $y = \tan x$ , accurate to three decimal places. To put this in the context of Newton's method,

we note that we want to know where  $2x = \tan x$  or  $f(x) = \tan x - 2x = 0$ . We compute  $f'(x) = \sec^2 x - 2$  and set up the formula:

$$x_{i+1} = x_i - \frac{\tan x_i - 2x_i}{\sec^2 x_i - 2}.$$

From the graph in figure 6.3.2 we guess  $x_0 = 1$  as a starting point, then using the formula we compute  $x_1 = 1.310478030$ ,  $x_2 = 1.223929096$ ,  $x_3 = 1.176050900$ ,  $x_4 = 1.165926508$ ,  $x_5 = 1.165561636$ . So we guess that the first three places are correct, but that is not the same as saying 1.165 is correct to three decimal places—1.166 might be the correct, rounded approximation. How can we tell? We can substitute 1.165, 1.1655 and 1.166 into  $\tan x - 2x$ ; this gives  $-0.002483652$ ,  $-0.000271247$ ,  $0.001948654$ . Since the first two are negative and the third is positive,  $\tan x - 2x$  crosses the  $x$  axis between 1.1655 and 1.166, so the correct value to three places is 1.166.  $\square$



**Figure 6.3.2**  $y = \tan x$  and  $y = 2x$  on the left,  $y = \tan x - 2x$  on the right.

### Exercises 6.3.

You may want to use this [Sage worksheet](#).

1. Approximate the fifth root of 7, using  $x_0 = 1.5$  as a first guess. Use Newton's method to find  $x_3$  as your approximation.  $\Rightarrow$
2. Use Newton's Method to approximate the cube root of 10 to two decimal places.  $\Rightarrow$
3. The function  $f(x) = x^3 - 3x^2 - 3x + 6$  has a root between 3 and 4, because  $f(3) = -3$  and  $f(4) = 10$ . Approximate the root to two decimal places.  $\Rightarrow$
4. A rectangular piece of cardboard of dimensions  $8 \times 17$  is used to make an open-top box by cutting out a small square of side  $x$  from each corner and bending up the sides. (See exercise 20 in 6.1.) If  $x = 2$ , then the volume of the box is  $2 \cdot 4 \cdot 13 = 104$ . Use Newton's method to find a value of  $x$  for which the box has volume 100, accurate to 3 significant figures.  $\Rightarrow$

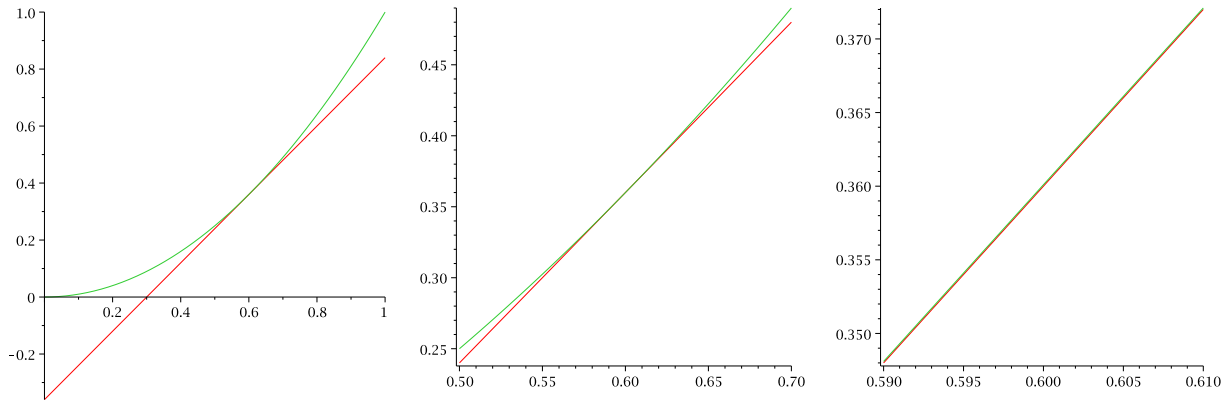
## 6.4 LINEAR APPROXIMATIONS

Newton's method is one example of the usefulness of the tangent line as an approximation to a curve. Here we explore another such application.

Recall that the tangent line to  $f(x)$  at a point  $x = a$  is given by  $L(x) = f'(a)(x - a) + f(a)$ . The tangent line in this context is also called the **linear approximation** to  $f$  at  $a$ .

If  $f$  is differentiable at  $a$  then  $L$  is a good approximation of  $f$  so long as  $x$  is “not too far” from  $a$ . Put another way, if  $f$  is differentiable at  $a$  then under a microscope  $f$  will look very much like a straight line. Figure 6.4.1 shows a tangent line to  $y = x^2$  at three different magnifications.

If we want to approximate  $f(b)$ , because computing it exactly is difficult, we can approximate the value using a linear approximation, provided that we can compute the tangent line at some  $a$  close to  $b$ .



**Figure 6.4.1** The linear approximation to  $y = x^2$ .

**EXAMPLE 6.4.1** Let  $f(x) = \sqrt{x+4}$ . Then  $f'(x) = 1/(2\sqrt{x+4})$ . The linear approximation to  $f$  at  $x = 5$  is  $L(x) = 1/(2\sqrt{5+4})(x-5) + \sqrt{5+4} = (x-5)/6 + 3$ . As an immediate application we can approximate square roots of numbers near 9 by hand. To estimate  $\sqrt{10}$ , we substitute 6 into the linear approximation instead of into  $f(x)$ , so  $\sqrt{6+4} \approx (6-5)/6 + 3 = 19/6 \approx 3.1\bar{6}$ . This rounds to 3.17 while the square root of 10 is actually 3.16 to two decimal places, so this estimate is only accurate to one decimal place. This is not too surprising, as 10 is really not very close to 9; on the other hand, for many calculations, 3.2 would be accurate enough.  $\square$

With modern calculators and computing software it may not appear necessary to use linear approximations. But in fact they are quite useful. In cases requiring an explicit numerical approximation, they allow us to get a quick rough estimate which can be used as a “reality check” on a more complex calculation. In some complex calculations involving

functions, the linear approximation makes an otherwise intractable calculation possible, without serious loss of accuracy.

**EXAMPLE 6.4.2** Consider the trigonometric function  $\sin x$ . Its linear approximation at  $x = 0$  is simply  $L(x) = x$ . When  $x$  is small this is quite a good approximation and is used frequently by engineers and scientists to simplify some calculations.  $\square$

**DEFINITION 6.4.3** Let  $y = f(x)$  be a differentiable function. We define a new independent variable  $dx$ , and a new dependent variable  $dy = f'(x) dx$ . Notice that  $dy$  is a function both of  $x$  (since  $f'(x)$  is a function of  $x$ ) and of  $dx$ . We say that  $dx$  and  $dy$  are **differentials**.  $\square$

*Remark.* Up until now,  $dx$  and  $dy$  made sense only together, as  $dy/dx$ , another way to write  $f'$ . Now we have given them individual meanings, but notice that since  $dy = f'(x) dx$ ,  $dy/dx = f'(x)$ , so the new meanings are consistent with the former usage.

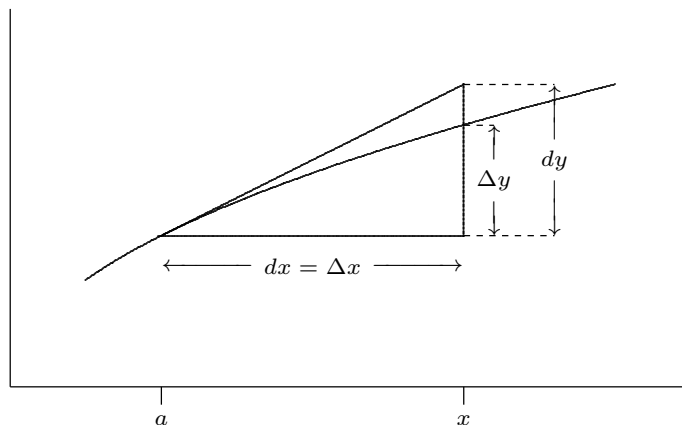
Let  $\Delta x = x - a$  and  $\Delta y = f(x) - f(a)$ . If  $x$  is near  $a$  then  $\Delta x$  is small. If we set  $dx = \Delta x$  then

$$dy = f'(a) dx \approx \frac{\Delta y}{\Delta x} \Delta x = \Delta y.$$

Thus,  $dy$  can be used to approximate  $\Delta y$ , the actual change in the function  $f$  between  $a$  and  $x$ . This is exactly the approximation given by the tangent line:

$$dy = f'(a)(x - a) = f'(a)(x - a) + f(a) - f(a) = L(x) - f(a).$$

While  $L(x)$  approximates  $f(x)$ ,  $dy$  approximates how  $f(x)$  has changed from  $f(a)$ . Figure 6.4.2 illustrates the relationships.



**Figure 6.4.2** Differentials.

**Exercises 6.4.**

1. Let  $f(x) = x^4$ . If  $a = 1$  and  $dx = \Delta x = 1/2$ , what are  $\Delta y$  and  $dy$ ?  $\Rightarrow$
2. Let  $f(x) = \sqrt{x}$ . If  $a = 1$  and  $dx = \Delta x = 1/10$ , what are  $\Delta y$  and  $dy$ ?  $\Rightarrow$
3. Let  $f(x) = \sin(2x)$ . If  $a = \pi$  and  $dx = \Delta x = \pi/100$ , what are  $\Delta y$  and  $dy$ ?  $\Rightarrow$
4. Use differentials to estimate the amount of paint needed to apply a coat of paint 0.02 cm thick to a sphere with diameter 40 meters. (Recall that the volume of a sphere of radius  $r$  is  $V = (4/3)\pi r^3$ . Notice that you are given that  $dr = 0.0002$ .)  $\Rightarrow$
5. Show in detail that the linear approximation of  $\sin x$  at  $x = 0$  is  $L(x) = x$  and the linear approximation of  $\cos x$  at  $x = 0$  is  $L(x) = 1$ .

**6.5 THE MEAN VALUE THEOREM**

Here are two interesting questions involving derivatives:

1. Suppose two different functions have the same derivative; what can you say about the relationship between the two functions?
2. Suppose you drive a car from toll booth on a toll road to another toll booth at an average speed of 70 miles per hour. What can be concluded about your actual speed during the trip? In particular, did you exceed the 65 mile per hour speed limit?

While these sound very different, it turns out that the two problems are very closely related. We know that “speed” is really the derivative by a different name; let’s start by translating the second question into something that may be easier to visualize. Suppose that the function  $f(t)$  gives the position of your car on the toll road at time  $t$ . Your change in position between one toll booth and the next is given by  $f(t_1) - f(t_0)$ , assuming that at time  $t_0$  you were at the first booth and at time  $t_1$  you arrived at the second booth. Your average speed for the trip is  $(f(t_1) - f(t_0))/(t_1 - t_0)$ . If we think about the graph of  $f(t)$ , the average speed is the slope of the line that connects the two points  $(t_0, f(t_0))$  and  $(t_1, f(t_1))$ . Your speed at any particular time  $t$  between  $t_0$  and  $t_1$  is  $f'(t)$ , the slope of the curve. Now question (2) becomes a question about slope. In particular, if the slope between endpoints is 70, what can be said of the slopes at points between the endpoints?

As a general rule, when faced with a new problem it is often a good idea to examine one or more simplified versions of the problem, in the hope that this will lead to an understanding of the original problem. In this case, the problem in its “slope” form is somewhat easier to simplify than the original, but equivalent, problem.

Here is a special instance of the problem. Suppose that  $f(t_0) = f(t_1)$ . Then the two endpoints have the same height and the slope of the line connecting the endpoints is zero. What can we say about the slope between the endpoints? It shouldn’t take much experimentation before you are convinced of the truth of this statement: Somewhere

between  $t_0$  and  $t_1$  the slope is exactly zero, that is, somewhere between  $t_0$  and  $t_1$  the slope is equal to the slope of the line between the endpoints. This suggests that perhaps the same is true even if the endpoints are at different heights, and again a bit of experimentation will probably convince you that this is so. But we can do better than “experimentation”—we can prove that this is so.

We start with the simplified version:

**THEOREM 6.5.1 Rolle’s Theorem** Suppose that  $f(x)$  has a derivative on the interval  $(a, b)$ , is continuous on the interval  $[a, b]$ , and  $f(a) = f(b)$ . Then at some value  $c \in (a, b)$ ,  $f'(c) = 0$ .

*Proof.* We know that  $f(x)$  has a maximum and minimum value on  $[a, b]$  (because it is continuous), and we also know that the maximum and minimum must occur at an endpoint, at a point at which the derivative is zero, or at a point where the derivative is undefined. Since the derivative is never undefined, that possibility is removed.

If the maximum or minimum occurs at a point  $c$ , other than an endpoint, where  $f'(c) = 0$ , then we have found the point we seek. Otherwise, the maximum and minimum both occur at an endpoint, and since the endpoints have the same height, the maximum and minimum are the same. This means that  $f(x) = f(a) = f(b)$  at every  $x \in [a, b]$ , so the function is a horizontal line, and it has derivative zero everywhere in  $(a, b)$ . Then we may choose any  $c$  at all to get  $f'(c) = 0$ . ■

Perhaps remarkably, this special case is all we need to prove the more general one as well.

**THEOREM 6.5.2 Mean Value Theorem** Suppose that  $f(x)$  has a derivative on the interval  $(a, b)$  and is continuous on the interval  $[a, b]$ . Then at some value  $c \in (a, b)$ ,  $f'(c) = \frac{f(b) - f(a)}{b - a}$ .

*Proof.* Let  $m = \frac{f(b) - f(a)}{b - a}$ , and consider a new function  $g(x) = f(x) - m(x - a) - f(a)$ . We know that  $g(x)$  has a derivative everywhere, since  $g'(x) = f'(x) - m$ . We can compute  $g(a) = f(a) - m(a - a) - f(a) = 0$  and

$$\begin{aligned} g(b) &= f(b) - m(b - a) - f(a) = f(b) - \frac{f(b) - f(a)}{b - a}(b - a) - f(a) \\ &= f(b) - (f(b) - f(a)) - f(a) = 0. \end{aligned}$$

So the height of  $g(x)$  is the same at both endpoints. This means, by Rolle's Theorem, that at some  $c$ ,  $g'(c) = 0$ . But we know that  $g'(c) = f'(c) - m$ , so

$$0 = f'(c) - m = f'(c) - \frac{f(b) - f(a)}{b - a},$$

which turns into

$$f'(c) = \frac{f(b) - f(a)}{b - a},$$

exactly what we want. ■

Returning to the original formulation of question (2), we see that if  $f(t)$  gives the position of your car at time  $t$ , then the Mean Value Theorem says that at some time  $c$ ,  $f'(c) = 70$ , that is, at some time you must have been traveling at exactly your average speed for the trip, and that indeed you exceeded the speed limit.

Now let's return to question (1). Suppose, for example, that two functions are known to have derivative equal to 5 everywhere,  $f'(x) = g'(x) = 5$ . It is easy to find such functions:  $5x$ ,  $5x + 47$ ,  $5x - 132$ , etc. Are there other, more complicated, examples? No—the only functions that work are the “obvious” ones, namely,  $5x$  plus some constant. How can we see that this is true?

Although “5” is a very simple derivative, let's look at an even simpler one. Suppose that  $f'(x) = g'(x) = 0$ . Again we can find examples:  $f(x) = 0$ ,  $f(x) = 47$ ,  $f(x) = -511$  all have  $f'(x) = 0$ . Are there non-constant functions  $f$  with derivative 0? No, and here's why: Suppose that  $f(x)$  is not a constant function. This means that there are two points on the function with different heights, say  $f(a) \neq f(b)$ . The Mean Value Theorem tells us that at some point  $c$ ,  $f'(c) = (f(b) - f(a))/(b - a) \neq 0$ . So any non-constant function does not have a derivative that is zero everywhere; this is the same as saying that the only functions with zero derivative are the constant functions.

Let's go back to the slightly less easy example: suppose that  $f'(x) = g'(x) = 5$ . Then  $(f(x) - g(x))' = f'(x) - g'(x) = 5 - 5 = 0$ . So using what we discovered in the previous paragraph, we know that  $f(x) - g(x) = k$ , for some constant  $k$ . So any two functions with derivative 5 must differ by a constant; since  $5x$  is known to work, the only other examples must look like  $5x + k$ .

Now we can extend this to more complicated functions, without any extra work. Suppose that  $f'(x) = g'(x)$ . Then as before  $(f(x) - g(x))' = f'(x) - g'(x) = 0$ , so  $f(x) - g(x) = k$ . Again this means that if we find just a single function  $g(x)$  with a certain derivative, then every other function with the same derivative must be of the form  $g(x) + k$ .

**EXAMPLE 6.5.3** Describe all functions that have derivative  $5x - 3$ . It's easy to find one:  $g(x) = (5/2)x^2 - 3x$  has  $g'(x) = 5x - 3$ . The only other functions with the same derivative are therefore of the form  $f(x) = (5/2)x^2 - 3x + k$ .

Alternately, though not obviously, you might have first noticed that  $g(x) = (5/2)x^2 - 3x + 47$  has  $g'(x) = 5x - 3$ . Then every other function with the same derivative must have the form  $f(x) = (5/2)x^2 - 3x + 47 + k$ . This looks different, but it really isn't. The functions of the form  $f(x) = (5/2)x^2 - 3x + k$  are exactly the same as the ones of the form  $f(x) = (5/2)x^2 - 3x + 47 + k$ . For example,  $(5/2)x^2 - 3x + 10$  is the same as  $(5/2)x^2 - 3x + 47 + (-37)$ , and the first is of the first form while the second has the second form.  $\square$

This is worth calling a theorem:

**THEOREM 6.5.4** If  $f'(x) = g'(x)$  for every  $x \in (a, b)$ , then for some constant  $k$ ,  $f(x) = g(x) + k$  on the interval  $(a, b)$ .  $\blacksquare$

**EXAMPLE 6.5.5** Describe all functions with derivative  $\sin x$ . One such function is  $-\cos x$ , so all such functions have the form  $-\cos x + k$ .  $\square$

### Exercises 6.5.

1. Let  $f(x) = x^2$ . Find a value  $c \in (-1, 2)$  so that  $f'(c)$  equals the slope between the endpoints of  $f(x)$  on  $[-1, 2]$ .  $\Rightarrow$
2. Verify that  $f(x) = x/(x + 2)$  satisfies the hypotheses of the Mean Value Theorem on the interval  $[1, 4]$  and then find all of the values,  $c$ , that satisfy the conclusion of the theorem.  $\Rightarrow$
3. Verify that  $f(x) = 3x/(x + 7)$  satisfies the hypotheses of the Mean Value Theorem on the interval  $[-2, 6]$  and then find all of the values,  $c$ , that satisfy the conclusion of the theorem.
4. Let  $f(x) = \tan x$ . Show that  $f(\pi) = f(2\pi) = 0$  but there is no number  $c \in (\pi, 2\pi)$  such that  $f'(c) = 0$ . Why does this not contradict Rolle's theorem?
5. Let  $f(x) = (x - 3)^{-2}$ . Show that there is no value  $c \in (1, 4)$  such that  $f'(c) = (f(4) - f(1))/(4 - 1)$ . Why is this not a contradiction of the Mean Value Theorem?
6. Describe all functions with derivative  $x^2 + 47x - 5$ .  $\Rightarrow$
7. Describe all functions with derivative  $\sin(2x)$ .  $\Rightarrow$
8. Show that the equation  $6x^4 - 7x + 1 = 0$  does not have more than two distinct real roots.
9. Let  $f$  be differentiable on  $\mathbb{R}$ . Suppose that  $f'(x) \neq 0$  for every  $x$ . Prove that  $f$  has at most one real root.
10. Prove that for all real  $x$  and  $y$   $|\cos x - \cos y| \leq |x - y|$ . State and prove an analogous result involving sine.
11. Show that  $\sqrt{1+x} \leq 1 + (x/2)$  if  $-1 < x < 1$ .



# 7

## Integration

### 7.1 TWO EXAMPLES

Up to now we have been concerned with extracting information about how a function changes from the function itself. Given knowledge about an object's position, for example, we want to know the object's speed. Given information about the height of a curve we want to know its slope. We now consider problems that are, whether obviously or not, the reverse of such problems.

**EXAMPLE 7.1.1** An object moves in a straight line so that its speed at time  $t$  is given by  $v(t) = 3t$  in, say, cm/sec. If the object is at position 10 on the straight line when  $t = 0$ , where is the object at any time  $t$ ?

There are two reasonable ways to approach this problem. If  $s(t)$  is the position of the object at time  $t$ , we know that  $s'(t) = v(t)$ . Because of our knowledge of derivatives, we know therefore that  $s(t) = 3t^2/2 + k$ , and because  $s(0) = 10$  we easily discover that  $k = 10$ , so  $s(t) = 3t^2/2 + 10$ . For example, at  $t = 1$  the object is at position  $3/2 + 10 = 11.5$ . This is certainly the easiest way to deal with this problem. Not all similar problems are so easy, as we will see; the second approach to the problem is more difficult but also more general.

We start by considering how we might approximate a solution. We know that at  $t = 0$  the object is at position 10. How might we approximate its position at, say,  $t = 1$ ? We know that the speed of the object at time  $t = 0$  is 0; if its speed were constant then in the first second the object would not move and its position would still be 10 when  $t = 1$ . In fact, the object will not be too far from 10 at  $t = 1$ , but certainly we can do better. Let's look at the times 0.1, 0.2, 0.3, ..., 1.0, and try approximating the location of the object

at each, by supposing that during each tenth of a second the object is going at a constant speed. Since the object initially has speed 0, we again suppose it maintains this speed, but only for a tenth of second; during that time the object would not move. During the tenth of a second from  $t = 0.1$  to  $t = 0.2$ , we suppose that the object is traveling at 0.3 cm/sec, namely, its actual speed at  $t = 0.1$ . In this case the object would travel  $(0.3)(0.1) = 0.03$  centimeters: 0.3 cm/sec times 0.1 seconds. Similarly, between  $t = 0.2$  and  $t = 0.3$  the object would travel  $(0.6)(0.1) = 0.06$  centimeters. Continuing, we get as an approximation that the object travels

$$(0.0)(0.1) + (0.3)(0.1) + (0.6)(0.1) + \cdots + (2.7)(0.1) = 1.35$$

centimeters, ending up at position 11.35. This is a better approximation than 10, certainly, but is still just an approximation. (We know in fact that the object ends up at position 11.5, because we've already done the problem using the first approach.) Presumably, we will get a better approximation if we divide the time into one hundred intervals of a hundredth of a second each, and repeat the process:

$$(0.0)(0.01) + (0.03)(0.01) + (0.06)(0.01) + \cdots + (2.97)(0.01) = 1.485.$$

We thus approximate the position as 11.485. Since we know the exact answer, we can see that this is much closer, but if we did not already know the answer, we wouldn't really know how close.

We can keep this up, but we'll never really know the exact answer if we simply compute more and more examples. Let's instead look at a "typical" approximation. Suppose we divide the time into  $n$  equal intervals, and imagine that on each of these the object travels at a constant speed. Over the first time interval we approximate the distance traveled as  $(0.0)(1/n) = 0$ , as before. During the second time interval, from  $t = 1/n$  to  $t = 2/n$ , the object travels approximately  $3(1/n)(1/n) = 3/n^2$  centimeters. During time interval number  $i$ , the object travels approximately  $(3(i-1)/n)(1/n) = 3(i-1)/n^2$  centimeters, that is, its speed at time  $(i-1)/n$ ,  $3(i-1)/n$ , times the length of time interval number  $i$ ,  $1/n$ . Adding these up as before, we approximate the distance traveled as

$$(0)\frac{1}{n} + 3\frac{1}{n^2} + 3(2)\frac{1}{n^2} + 3(3)\frac{1}{n^2} + \cdots + 3(n-1)\frac{1}{n^2}$$

centimeters. What can we say about this? At first it looks rather less useful than the concrete calculations we've already done. But in fact a bit of algebra reveals it to be much

more useful. We can factor out a 3 and  $1/n^2$  to get

$$\frac{3}{n^2}(0 + 1 + 2 + 3 + \cdots + (n - 1)),$$

that is,  $3/n^2$  times the sum of the first  $n - 1$  positive integers. Now we make use of a fact you may have run across before:

$$1 + 2 + 3 + \cdots + k = \frac{k(k + 1)}{2}.$$

In our case we're interested in  $k = n - 1$ , so

$$1 + 2 + 3 + \cdots + (n - 1) = \frac{(n - 1)(n)}{2} = \frac{n^2 - n}{2}.$$

This simplifies the approximate distance traveled to

$$\frac{3}{n^2} \frac{n^2 - n}{2} = \frac{3}{2} \frac{n^2 - n}{n^2} = \frac{3}{2} \left( \frac{n^2}{n^2} - \frac{n}{n^2} \right) = \frac{3}{2} \left( 1 - \frac{1}{n} \right).$$

Now this is quite easy to understand: as  $n$  gets larger and larger this approximation gets closer and closer to  $(3/2)(1 - 0) = 3/2$ , so that  $3/2$  is the exact distance traveled during one second, and the final position is 11.5.

So for  $t = 1$ , at least, this rather cumbersome approach gives the same answer as the first approach. But really there's nothing special about  $t = 1$ ; let's just call it  $t$  instead. In this case the approximate distance traveled during time interval number  $i$  is  $3(i - 1)(t/n)(t/n) = 3(i - 1)t^2/n^2$ , that is, speed  $3(i - 1)(t/n)$  times time  $t/n$ , and the total distance traveled is approximately

$$(0) \frac{t}{n} + 3(1) \frac{t^2}{n^2} + 3(2) \frac{t^2}{n^2} + 3(3) \frac{t^2}{n^2} + \cdots + 3(n - 1) \frac{t^2}{n^2}.$$

As before we can simplify this to

$$\frac{3t^2}{n^2}(0 + 1 + 2 + \cdots + (n - 1)) = \frac{3t^2}{n^2} \frac{n^2 - n}{2} = \frac{3}{2} t^2 \left( 1 - \frac{1}{n} \right).$$

In the limit, as  $n$  gets larger, this gets closer and closer to  $(3/2)t^2$  and the approximated position of the object gets closer and closer to  $(3/2)t^2 + 10$ , so the actual position is  $(3/2)t^2 + 10$ , exactly the answer given by the first approach to the problem.  $\square$

**EXAMPLE 7.1.2** Find the area under the curve  $y = 3x$  between  $x = 0$  and any positive value  $x$ . There is here no obvious analogue to the first approach in the previous example,

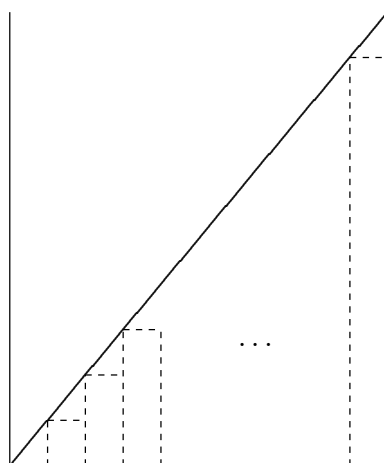
but the second approach works fine. (Because the function  $y = 3x$  is so simple, there is another approach that works here, but it is even more limited in potential application than is approach number one.) How might we approximate the desired area? We know how to compute areas of rectangles, so we approximate the area by rectangles. Jumping straight to the general case, suppose we divide the interval between 0 and  $x$  into  $n$  equal subintervals, and use a rectangle above each subinterval to approximate the area under the curve. There are many ways we might do this, but let's use the height of the curve at the left endpoint of the subinterval as the height of the rectangle, as in figure 7.1.1. The height of rectangle number  $i$  is then  $3(i-1)(x/n)$ , the width is  $x/n$ , and the area is  $3(i-1)(x^2/n^2)$ . The total area of the rectangles is

$$(0)\frac{x}{n} + 3(1)\frac{x^2}{n^2} + 3(2)\frac{x^2}{n^2} + 3(3)\frac{x^2}{n^2} + \cdots + 3(n-1)\frac{x^2}{n^2}.$$

By factoring out  $3x^2/n^2$  this simplifies to

$$\frac{3x^2}{n^2}(0 + 1 + 2 + \cdots + (n-1)) = \frac{3x^2}{n^2} \frac{n^2 - n}{2} = \frac{3}{2}x^2 \left(1 - \frac{1}{n}\right).$$

As  $n$  gets larger this gets closer and closer to  $3x^2/2$ , which must therefore be the true area under the curve.  $\square$



**Figure 7.1.1** Approximating the area under  $y = 3x$  with rectangles. Drag the slider to change the number of rectangles.

What you will have noticed, of course, is that while the problem in the second example appears to be much different than the problem in the first example, and while the easy approach to problem one does not appear to apply to problem two, the “approximation” approach works in both, and moreover the *calculations are identical*. As we will see, there

are many, many problems that appear much different on the surface but that turn out to be the same as these problems, in the sense that when we try to approximate solutions we end up with mathematics that looks like the two examples, though of course the function involved will not always be so simple.

Even better, we now see that while the second problem did not appear to be amenable to approach one, it can in fact be solved in the same way. The reasoning is this: we know that problem one can be solved easily by finding a function whose derivative is  $3t$ . We also know that mathematically the two problems are the same, because both can be solved by taking a limit of a sum, and the sums are identical. Therefore, we don't really need to compute the limit of either sum because we know that we will get the same answer by computing a function with the derivative  $3t$  or, which is the same thing,  $3x$ .

It's true that the first problem had the added complication of the "10", and we certainly need to be able to deal with such minor variations, but that turns out to be quite simple. The lesson then is this: whenever we can solve a problem by taking the limit of a sum of a certain form, we can instead of computing the (often nasty) limit find a new function with a certain derivative.

### *Exercises 7.1.*

1. Suppose an object moves in a straight line so that its speed at time  $t$  is given by  $v(t) = 2t + 2$ , and that at  $t = 1$  the object is at position 5. Find the position of the object at  $t = 2$ .  $\Rightarrow$
2. Suppose an object moves in a straight line so that its speed at time  $t$  is given by  $v(t) = t^2 + 2$ , and that at  $t = 0$  the object is at position 5. Find the position of the object at  $t = 2$ .  $\Rightarrow$
3. By a method similar to that in example 7.1.2, find the area under  $y = 2x$  between  $x = 0$  and any positive value for  $x$ .  $\Rightarrow$
4. By a method similar to that in example 7.1.2, find the area under  $y = 4x$  between  $x = 0$  and any positive value for  $x$ .  $\Rightarrow$
5. By a method similar to that in example 7.1.2, find the area under  $y = 4x$  between  $x = 2$  and any positive value for  $x$  bigger than 2.  $\Rightarrow$
6. By a method similar to that in example 7.1.2, find the area under  $y = 4x$  between any two positive values for  $x$ , say  $a < b$ .  $\Rightarrow$
7. Let  $f(x) = x^2 + 3x + 2$ . Approximate the area under the curve between  $x = 0$  and  $x = 2$  using 4 rectangles and also using 8 rectangles.  $\Rightarrow$
8. Let  $f(x) = x^2 - 2x + 3$ . Approximate the area under the curve between  $x = 1$  and  $x = 3$  using 4 rectangles.  $\Rightarrow$

## 7.2 THE FUNDAMENTAL THEOREM OF CALCULUS

Let's recast the first example from the previous section. Suppose that the speed of the object is  $3t$  at time  $t$ . How far does the object travel between time  $t = a$  and time  $t = b$ ? We are no longer assuming that we know where the object is at time  $t = 0$  or at any other

time. It is certainly true that it is *somewhere*, so let's suppose that at  $t = 0$  the position is  $k$ . Then just as in the example, we know that the position of the object at any time is  $3t^2/2 + k$ . This means that at time  $t = a$  the position is  $3a^2/2 + k$  and at time  $t = b$  the position is  $3b^2/2 + k$ . Therefore the change in position is  $3b^2/2 + k - (3a^2/2 + k) = 3b^2/2 - 3a^2/2$ . Notice that the  $k$  drops out; this means that it doesn't matter that we don't know  $k$ , it doesn't even matter if we use the wrong  $k$ , we get the correct answer. In other words, to find the change in position between time  $a$  and time  $b$  we can use *any* antiderivative of the speed function  $3t$ —it need not be the one antiderivative that actually gives the location of the object.

What about the second approach to this problem, in the new form? We now want to approximate the change in position between time  $a$  and time  $b$ . We take the interval of time between  $a$  and  $b$ , divide it into  $n$  subintervals, and approximate the distance traveled during each. The starting time of subinterval number  $i$  is now  $a + (i - 1)(b - a)/n$ , which we abbreviate as  $t_{i-1}$ , so that  $t_0 = a$ ,  $t_1 = a + (b - a)/n$ , and so on. The speed of the object is  $f(t) = 3t$ , and each subinterval is  $(b - a)/n = \Delta t$  seconds long. The distance traveled during subinterval number  $i$  is approximately  $f(t_{i-1})\Delta t$ , and the total change in distance is approximately

$$f(t_0)\Delta t + f(t_1)\Delta t + \cdots + f(t_{n-1})\Delta t.$$

The exact change in position is the limit of this sum as  $n$  goes to infinity. We abbreviate this sum using **sigma notation**:

$$\sum_{i=0}^{n-1} f(t_i)\Delta t = f(t_0)\Delta t + f(t_1)\Delta t + \cdots + f(t_{n-1})\Delta t.$$

The notation on the left side of the equal sign uses a large capital sigma, a Greek letter, and the left side is an abbreviation for the right side. The answer we seek is

$$\lim_{n \rightarrow \infty} \sum_{i=0}^{n-1} f(t_i)\Delta t.$$

Since this must be the same as the answer we have already obtained, we know that

$$\lim_{n \rightarrow \infty} \sum_{i=0}^{n-1} f(t_i)\Delta t = \frac{3b^2}{2} - \frac{3a^2}{2}.$$

The significance of  $3t^2/2$ , into which we substitute  $t = b$  and  $t = a$ , is of course that it is a function whose derivative is  $f(t)$ . As we have discussed, by the time we know that we

want to compute

$$\lim_{n \rightarrow \infty} \sum_{i=0}^{n-1} f(t_i) \Delta t,$$

it no longer matters what  $f(t)$  stands for—it could be a speed, or the height of a curve, or something else entirely. We know that the limit can be computed by finding any function with derivative  $f(t)$ , substituting  $a$  and  $b$ , and subtracting. We summarize this in a theorem. First, we introduce some new notation and terms.

We write

$$\int_a^b f(t) dt = \lim_{n \rightarrow \infty} \sum_{i=0}^{n-1} f(t_i) \Delta t$$

if the limit exists. That is, the left hand side means, or is an abbreviation for, the right hand side. The symbol  $\int$  is called an **integral sign**, and the whole expression is read as “the integral of  $f(t)$  from  $a$  to  $b$ .” What we have learned is that this integral can be computed by finding a function, say  $F(t)$ , with the property that  $F'(t) = f(t)$ , and then computing  $F(b) - F(a)$ . The function  $F(t)$  is called an **antiderivative** of  $f(t)$ . Now the theorem:

**THEOREM 7.2.1 Fundamental Theorem of Calculus** Suppose that  $f(x)$  is continuous on the interval  $[a, b]$ . If  $F(x)$  is any antiderivative of  $f(x)$ , then

$$\int_a^b f(x) dx = F(b) - F(a).$$

□

Let’s rewrite this slightly:

$$\int_a^x f(t) dt = F(x) - F(a).$$

We’ve replaced the variable  $x$  by  $t$  and  $b$  by  $x$ . These are just different names for quantities, so the substitution doesn’t change the meaning. It does make it easier to think of the two sides of the equation as functions. The expression

$$\int_a^x f(t) dt$$

is a function: plug in a value for  $x$ , get out some other value. The expression  $F(x) - F(a)$  is of course also a function, and it has a nice property:

$$\frac{d}{dx}(F(x) - F(a)) = F'(x) = f(x),$$

since  $F(a)$  is a constant and has derivative zero. In other words, by shifting our point of view slightly, we see that the odd looking function

$$G(x) = \int_a^x f(t) dt$$

has a derivative, and that in fact  $G'(x) = f(x)$ . This is really just a restatement of the Fundamental Theorem of Calculus, and indeed is often called the Fundamental Theorem of Calculus. To avoid confusion, some people call the two versions of the theorem “The Fundamental Theorem of Calculus, part I” and “The Fundamental Theorem of Calculus, part II”, although unfortunately there is no universal agreement as to which is part I and which part II. Since it really is the same theorem, differently stated, some people simply call them both “The Fundamental Theorem of Calculus.”

**THEOREM 7.2.2 Fundamental Theorem of Calculus** Suppose that  $f(x)$  is continuous on the interval  $[a, b]$  and let

$$G(x) = \int_a^x f(t) dt.$$

Then  $G'(x) = f(x)$ . □

We have not really proved the Fundamental Theorem. In a nutshell, we gave the following argument to justify it: Suppose we want to know the value of

$$\int_a^b f(t) dt = \lim_{n \rightarrow \infty} \sum_{i=0}^{n-1} f(t_i) \Delta t.$$

We can interpret the right hand side as the distance traveled by an object whose speed is given by  $f(t)$ . We know another way to compute the answer to such a problem: find the position of the object by finding an antiderivative of  $f(t)$ , then substitute  $t = a$  and  $t = b$  and subtract to find the distance traveled. This must be the answer to the original problem as well, even if  $f(t)$  does not represent a speed.

What’s wrong with this? In some sense, nothing. As a practical matter it is a very convincing argument, because our understanding of the relationship between speed and distance seems to be quite solid. From the point of view of mathematics, however, it is unsatisfactory to justify a purely mathematical relationship by appealing to our understanding of the physical universe, which could, however unlikely it is in this case, be wrong.

A complete proof is a bit too involved to include here, but we will indicate how it goes. First, if we can prove the second version of the Fundamental Theorem, theorem 7.2.2, then we can prove the first version from that:



*Proof of Theorem 7.2.1.* We know from theorem 7.2.2 that

$$G(x) = \int_a^x f(t) dt$$

is an antiderivative of  $f(x)$ , and therefore any antiderivative  $F(x)$  of  $f(x)$  is of the form  $F(x) = G(x) + k$ . Then

$$\begin{aligned} F(b) - F(a) &= G(b) + k - (G(a) + k) = G(b) - G(a) \\ &= \int_a^b f(t) dt - \int_a^a f(t) dt. \end{aligned}$$

It is not hard to see that  $\int_a^a f(t) dt = 0$ , so this means that

$$F(b) - F(a) = \int_a^b f(t) dt,$$

which is exactly what theorem 7.2.1 says. ■

So the real job is to prove theorem 7.2.2. We will sketch the proof, using some facts that we do not prove. First, the following identity is true of integrals:

$$\int_a^b f(t) dt = \int_a^c f(t) dt + \int_c^b f(t) dt.$$

This can be proved directly from the definition of the integral, that is, using the limits of sums. It is quite easy to see that it must be true by thinking of either of the two applications of integrals that we have seen. It turns out that the identity is true no matter what  $c$  is, but it is easiest to think about the meaning when  $a \leq c \leq b$ .

First, if  $f(t)$  represents a speed, then we know that the three integrals represent the distance traveled between time  $a$  and time  $b$ ; the distance traveled between time  $a$  and time  $c$ ; and the distance traveled between time  $c$  and time  $b$ . Clearly the sum of the latter two is equal to the first of these.

Second, if  $f(t)$  represents the height of a curve, the three integrals represent the area under the curve between  $a$  and  $b$ ; the area under the curve between  $a$  and  $c$ ; and the area under the curve between  $c$  and  $b$ . Again it is clear from the geometry that the first is equal to the sum of the second and third.

**Proof sketch for Theorem 7.2.2.** We want to compute  $G'(x)$ , so we start with the definition of the derivative in terms of a limit:

$$\begin{aligned} G'(x) &= \lim_{\Delta x \rightarrow 0} \frac{G(x + \Delta x) - G(x)}{\Delta x} \\ &= \lim_{\Delta x \rightarrow 0} \frac{1}{\Delta x} \left( \int_a^{x+\Delta x} f(t) dt - \int_a^x f(t) dt \right) \\ &= \lim_{\Delta x \rightarrow 0} \frac{1}{\Delta x} \left( \int_a^x f(t) dt + \int_x^{x+\Delta x} f(t) dt - \int_a^x f(t) dt \right) \\ &= \lim_{\Delta x \rightarrow 0} \frac{1}{\Delta x} \int_x^{x+\Delta x} f(t) dt. \end{aligned}$$

Now we need to know something about

$$\int_x^{x+\Delta x} f(t) dt$$

when  $\Delta x$  is small; in fact, it is very close to  $\Delta x f(x)$ , but we will not prove this. Once again, it is easy to believe this is true by thinking of our two applications: The integral

$$\int_x^{x+\Delta x} f(t) dt$$

can be interpreted as the distance traveled by an object over a very short interval of time. Over a sufficiently short period of time, the speed of the object will not change very much, so the distance traveled will be approximately the length of time multiplied by the speed at the beginning of the interval, namely,  $\Delta x f(x)$ . Alternately, the integral may be interpreted as the area under the curve between  $x$  and  $x + \Delta x$ . When  $\Delta x$  is very small, this will be very close to the area of the rectangle with base  $\Delta x$  and height  $f(x)$ ; again this is  $\Delta x f(x)$ . If we accept this, we may proceed:

$$\lim_{\Delta x \rightarrow 0} \frac{1}{\Delta x} \int_x^{x+\Delta x} f(t) dt = \lim_{\Delta x \rightarrow 0} \frac{\Delta x f(x)}{\Delta x} = f(x),$$

which is what we wanted to show. ■

It is still true that we are depending on an interpretation of the integral to justify the argument, but we have isolated this part of the argument into two facts that are not too hard to prove. Once the last reference to interpretation has been removed from the proofs of these facts, we will have a real proof of the Fundamental Theorem.

Now we know that to solve certain kinds of problems, those that lead to a sum of a certain form, we “merely” find an antiderivative and substitute two values and subtract. Unfortunately, finding antiderivatives can be quite difficult. While there are a small number of rules that allow us to compute the derivative of any common function, there are no such rules for antiderivatives. There are some techniques that frequently prove useful, but we will never be able to reduce the problem to a completely mechanical process.

Because of the close relationship between an integral and an antiderivative, the integral sign is also used to mean “antiderivative”. You can tell which is intended by whether the limits of integration are included:

$$\int_1^2 x^2 dx$$

is an ordinary integral, also called a **definite integral**, because it has a definite value, namely

$$\int_1^2 x^2 dx = \frac{2^3}{3} - \frac{1^3}{3} = \frac{7}{3}.$$

We use

$$\int x^2 dx$$

to denote the antiderivative of  $x^2$ , also called an **indefinite integral**. So this is evaluated as

$$\int x^2 dx = \frac{x^3}{3} + C.$$

It is customary to include the constant  $C$  to indicate that there are really an infinite number of antiderivatives. We do not need this  $C$  to compute definite integrals, but in other circumstances we will need to remember that the  $C$  is there, so it is best to get into the habit of writing the  $C$ . When we compute a definite integral, we first find an antiderivative and then substitute. It is convenient to first display the antiderivative and then do the substitution; we need a notation indicating that the substitution is yet to be done. A typical solution would look like this:

$$\int_1^2 x^2 dx = \left. \frac{x^3}{3} \right|_1^2 = \frac{2^3}{3} - \frac{1^3}{3} = \frac{7}{3}.$$

The vertical line with subscript and superscript is used to indicate the operation “substitute and subtract” that is needed to finish the evaluation.

**Exercises 7.2.**

Find the antiderivatives of the functions:

- |                             |                                      |
|-----------------------------|--------------------------------------|
| 1. $8\sqrt{x} \Rightarrow$  | 2. $3t^2 + 1 \Rightarrow$            |
| 3. $4/\sqrt{x} \Rightarrow$ | 4. $2/z^2 \Rightarrow$               |
| 5. $(5x + 1)^2 \Rightarrow$ | 6. $(x - 6)^2 \Rightarrow$           |
| 7. $x^{3/2} \Rightarrow$    | 8. $\frac{2}{x\sqrt{x}} \Rightarrow$ |
| 9. $ 2t - 4  \Rightarrow$   |                                      |

Compute the values of the integrals:

- |   |  |
|---|--|
| 10. $\int_1^4 t^2 + 3t dt \Rightarrow$                                    | 11. $\int_0^\pi \sin t dt \Rightarrow$ |
| 12. $\int_0^3 x^3 dx \Rightarrow$   | 13. $\int_1^2 x^5 dx \Rightarrow$      |
| 14. Find the derivative of $G(x) = \int_1^x t^2 - 3t dt \Rightarrow$      |  |
| 15. Find the derivative of $G(x) = \int_1^{x^2} t^2 - 3t dt \Rightarrow$  |  |
| 16. Find the derivative of $G(x) = \int_1^x \tan(t^2) dt \Rightarrow$     |  |
| 17. Find the derivative of $G(x) = \int_1^{x^2} \tan(t^2) dt \Rightarrow$ |  |

**7.3 SOME PROPERTIES OF INTEGRALS**

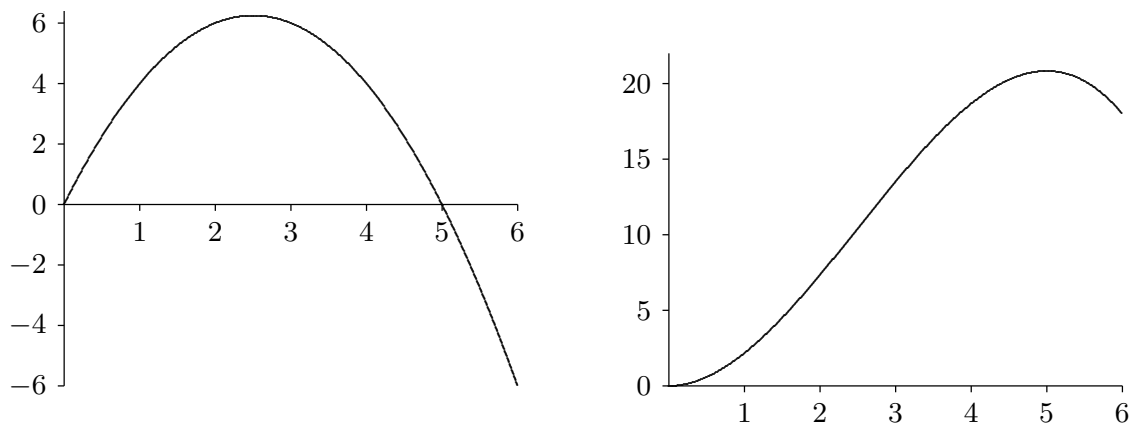
Suppose an object moves so that its speed, or more properly velocity, is given by  $v(t) = -t^2 + 5t$ , as shown in figure 7.3.1. Let's examine the motion of this object carefully. We know that the velocity is the derivative of position, so position is given by  $s(t) = -t^3/3 + 5t^2/2 + C$ . Let's suppose that at time  $t = 0$  the object is at position 0, so  $s(t) = -t^3/3 + 5t^2/2$ ; this function is also pictured in figure 7.3.1.

Between  $t = 0$  and  $t = 5$  the velocity is positive, so the object moves away from the starting point, until it is a bit past position 20. Then the velocity becomes negative and the object moves back toward its starting point. The position of the object at  $t = 5$  is exactly  $s(5) = 125/6$ , and at  $t = 6$  it is  $s(6) = 18$ . The total distance traveled by the object is therefore  $125/6 + (125/6 - 18) = 71/3 \approx 23.7$ .

As we have seen, we can also compute distance traveled with an integral; let's try it.

$$\int_0^6 v(t) dt = \int_0^6 -t^2 + 5t dt = \left. \frac{-t^3}{3} + \frac{5}{2}t^2 \right|_0^6 = 18.$$

What went wrong? Well, nothing really, except that it's not really true after all that "we can also compute distance traveled with an integral". Instead, as you might guess from this



**Figure 7.3.1** The velocity of an object and its position.

example, the integral actually computes the *net* distance traveled, that is, the difference between the starting and ending point.

As we have already seen,

$$\int_0^6 v(t) dt = \int_0^5 v(t) dt + \int_5^6 v(t) dt.$$

Computing the two integrals on the right (do it!) gives  $125/6$  and  $-17/6$ , and the sum of these is indeed 18. But what does that negative sign mean? It means precisely what you might think: it means that the object moves backwards. To get the total distance traveled we can add  $125/6 + 17/6 = 71/3$ , the same answer we got before.

Remember that we can also interpret an integral as measuring an area, but now we see that this too is a little more complicated than we have suspected. The area under the curve  $v(t)$  from 0 to 5 is given by

$$\int_0^5 v(t) dt = \frac{125}{6},$$

and the “area” from 5 to 6 is

$$\int_5^6 v(t) dt = -\frac{17}{6}.$$

In other words, the area between the  $x$ -axis and the curve, but under the  $x$ -axis, “counts as negative area”. So the integral

$$\int_0^6 v(t) dt = 18$$

measures “net area”, the area above the axis minus the (positive) area below the axis.

If we recall that the integral is the limit of a certain kind of sum, this behavior is not surprising. Recall the sort of sum involved:

$$\sum_{i=0}^{n-1} v(t_i)\Delta t.$$

In each term  $v(t)\Delta t$  the  $\Delta t$  is positive, but if  $v(t_i)$  is negative then the term is negative. If over an entire interval, like 5 to 6, the function is always negative, then the entire sum is negative. In terms of area,  $v(t)\Delta t$  is then a negative height times a positive width, giving a negative rectangle “area”.

So now we see that when evaluating

$$\int_5^6 v(t) dt = -\frac{17}{6}$$

by finding an antiderivative, substituting, and subtracting, we get a surprising answer, but one that turns out to make sense.

Let’s now try something a bit different:

$$\int_6^5 v(t) dt = \left. \frac{-t^3}{3} + \frac{5}{2}t^2 \right|_6^5 = \frac{-5^3}{3} + \frac{5}{2}5^2 - \frac{-6^3}{3} - \frac{5}{2}6^2 = \frac{17}{6}.$$

Here we simply interchanged the limits 5 and 6, so of course when we substitute and subtract we’re subtracting in the opposite order and we end up multiplying the answer by  $-1$ . This too makes sense in terms of the underlying sum, though it takes a bit more thought. Recall that in the sum

$$\sum_{i=0}^{n-1} v(t_i)\Delta t,$$

the  $\Delta t$  is the “length” of each little subinterval, but more precisely we could say that  $\Delta t = t_{i+1} - t_i$ , the difference between two endpoints of a subinterval. We have until now assumed that we were working left to right, but could as well number the subintervals from right to left, so that  $t_0 = b$  and  $t_n = a$ . Then  $\Delta t = t_{i+1} - t_i$  is negative and in

$$\int_6^5 v(t) dt = \sum_{i=0}^{n-1} v(t_i)\Delta t,$$

the values  $v(t_i)$  are negative but also  $\Delta t$  is negative, so all terms are positive again. On the other hand, in

$$\int_5^6 v(t) dt = \sum_{i=0}^{n-1} v(t_i)\Delta t,$$

the values  $v(t_i)$  are positive but  $\Delta t$  is negative, and we get a negative result:

$$\int_5^0 v(t) dt = \left. \frac{-t^3}{3} + \frac{5}{2}t^2 \right|_5^0 = 0 - \frac{-5^3}{3} - \frac{5}{2}5^2 = -\frac{125}{6}.$$

Finally we note one simple property of integrals:

$$\int_a^b f(x) + g(x) dx = \int_a^b f(x) dx + \int_a^b g(x) dx.$$

This is easy to understand once you recall that  $(F(x) + G(x))' = F'(x) + G'(x)$ . Hence, if  $F'(x) = f(x)$  and  $G'(x) = g(x)$ , then

$$\begin{aligned} \int_a^b f(x) + g(x) dx &= (F(x) + G(x)) \Big|_a^b \\ &= F(b) + G(b) - F(a) - G(a) \\ &= F(b) - F(a) + G(b) - G(a) \\ &= F(x) \Big|_a^b + G(x) \Big|_a^b \\ &= \int_a^b f(x) dx + \int_a^b g(x) dx. \end{aligned}$$

In summary, we will frequently use these properties of integrals:

$$\begin{aligned} \int_a^b f(x) dx &= \int_a^c f(x) dx + \int_c^b f(x) dx \\ \int_a^b f(x) + g(x) dx &= \int_a^b f(x) dx + \int_a^b g(x) dx \\ \int_a^b f(x) dx &= - \int_b^a f(x) dx \end{aligned}$$

and if  $a < b$  and  $f(x) \leq 0$  on  $[a, b]$  then

$$\int_a^b f(x) dx \leq 0$$

and in fact

$$\int_a^b f(x) dx = - \int_a^b |f(x)| dx.$$

**Exercises 7.3.**

1. An object moves so that its velocity at time  $t$  is  $v(t) = -9.8t + 20$  m/s. Describe the motion of the object between  $t = 0$  and  $t = 5$ , find the total distance traveled by the object during that time, and find the net distance traveled.  $\Rightarrow$
2. An object moves so that its velocity at time  $t$  is  $v(t) = \sin t$ . Set up and evaluate a single definite integral to compute the net distance traveled between  $t = 0$  and  $t = 2\pi$ .  $\Rightarrow$
3. An object moves so that its velocity at time  $t$  is  $v(t) = 1 + 2 \sin t$  m/s. Find the net distance traveled by the object between  $t = 0$  and  $t = 2\pi$ , and find the total distance traveled during the same period.  $\Rightarrow$
4. Consider the function  $f(x) = (x + 2)(x + 1)(x - 1)(x - 2)$  on  $[-2, 2]$ . Find the total area between the curve and the  $x$ -axis (measuring all area as positive).  $\Rightarrow$
5. Consider the function  $f(x) = x^2 - 3x + 2$  on  $[0, 4]$ . Find the total area between the curve and the  $x$ -axis (measuring all area as positive).  $\Rightarrow$
6. Evaluate the three integrals:

$$A = \int_0^3 (-x^2 + 9) dx \quad B = \int_0^4 (-x^2 + 9) dx \quad C = \int_4^3 (-x^2 + 9) dx,$$

and verify that  $A = B + C$ .  $\Rightarrow$

**7.4 SUBSTITUTION**

We have converted the problem of integration into the problem of finding antiderivatives. Sometimes this is a simple problem, since it will be apparent that the function you wish to integrate is a derivative in some straightforward way. For example, faced with

$$\int x^{10} dx$$

you realize immediately that the derivative of  $x^{11}$  will supply an  $x^{10}$ :  $(x^{11})' = 11x^{10}$ . We don't want the "11", but constants are easy to alter, because differentiation "ignores" them in certain circumstances, so

$$\frac{d}{dx} \frac{1}{11} x^{11} = \frac{1}{11} 11x^{10} = x^{10}.$$

From our knowledge of derivatives, we can immediately write down a number of antiderivatives. Here is a list of those most often used:

$$\int x^n dx = \frac{x^{n+1}}{n+1} + C, \quad \text{if } n \neq -1$$

$$\int x^{-1} dx = \ln|x| + C$$

$$\int e^x dx = e^x + C$$



$$\begin{aligned} \int \sin x \, dx &= -\cos x + C \\ \int \cos x \, dx &= \sin x + C \\ \int \sec^2 x \, dx &= \tan x + C \\ \int \sec x \tan x \, dx &= \sec x + C \\ \int \frac{1}{1+x^2} \, dx &= \arctan x + C \\ \int \frac{1}{\sqrt{1-x^2}} \, dx &= \arcsin x + C \end{aligned}$$

Needless to say, most problems we encounter will not be so simple. Here's a slightly more complicated example: find

$$\int 2x \cos(x^2) \, dx.$$

This is not a “simple” derivative, but a little thought reveals that it must have come from an application of the chain rule. Multiplied on the “outside” is  $2x$ , which is the derivative of the “inside” function  $x^2$ . Checking:

$$\frac{d}{dx} \sin(x^2) = \cos(x^2) \frac{d}{dx} x^2 = 2x \cos(x^2),$$

so

$$\int 2x \cos(x^2) \, dx = \sin(x^2) + C.$$

Even when the chain rule has “produced” a certain derivative, it is not always easy to see. Consider this problem:

$$\int x^3 \sqrt{1-x^2} \, dx.$$

There are two factors in this expression,  $x^3$  and  $\sqrt{1-x^2}$ , but it is not apparent that the chain rule is involved. Some clever rearrangement reveals that it is:

$$\int x^3 \sqrt{1-x^2} \, dx = \int (-2x) \left( -\frac{1}{2} \right) (1 - (1-x^2)) \sqrt{1-x^2} \, dx.$$

This looks messy, but we do now have something that looks like the result of the chain rule: the function  $1-x^2$  has been substituted into  $-(1/2)(1-x)\sqrt{x}$ , and the derivative

of  $1 - x^2$ ,  $-2x$ , multiplied on the outside. If we can find a function  $F(x)$  whose derivative is  $-(1/2)(1 - x)\sqrt{x}$  we'll be done, since then

$$\begin{aligned}\frac{d}{dx}F(1 - x^2) &= -2xF'(1 - x^2) = (-2x) \left(-\frac{1}{2}\right) (1 - (1 - x^2))\sqrt{1 - x^2} \\ &= x^3\sqrt{1 - x^2}\end{aligned}$$

But this isn't hard:

$$\begin{aligned}\int -\frac{1}{2}(1 - x)\sqrt{x} dx &= \int -\frac{1}{2}(x^{1/2} - x^{3/2}) dx && (7.4.1) \\ &= -\frac{1}{2} \left(\frac{2}{3}x^{3/2} - \frac{2}{5}x^{5/2}\right) + C \\ &= \left(\frac{1}{5}x - \frac{1}{3}\right) x^{3/2} + C.\end{aligned}$$

So finally we have

$$\int x^3\sqrt{1 - x^2} dx = \left(\frac{1}{5}(1 - x^2) - \frac{1}{3}\right) (1 - x^2)^{3/2} + C.$$

So we succeeded, but it required a clever first step, rewriting the original function so that it looked like the result of using the chain rule. Fortunately, there is a technique that makes such problems simpler, without requiring cleverness to rewrite a function in just the right way. It sometimes does not work, or may require more than one attempt, but the idea is simple: guess at the most likely candidate for the “inside function”, then do some algebra to see what this requires the rest of the function to look like.

One frequently good guess is any complicated expression inside a square root, so we start by trying  $u = 1 - x^2$ , using a new variable,  $u$ , for convenience in the manipulations that follow. Now we know that the chain rule will multiply by the derivative of this inner function:

$$\frac{du}{dx} = -2x,$$

so we need to rewrite the original function to include this:

$$\int x^3\sqrt{1 - x^2} = \int x^3\sqrt{u}\frac{-2x}{-2x} dx = \int \frac{x^2}{-2}\sqrt{u}\frac{du}{dx} dx.$$

Recall that one benefit of the Leibniz notation is that it often turns out that what looks like ordinary arithmetic gives the correct answer, even if something more complicated is

going on. For example, in Leibniz notation the chain rule is

$$\frac{dy}{dx} = \frac{dy}{dt} \frac{dt}{dx}.$$

The same is true of our current expression:

$$\int \frac{x^2}{-2} \sqrt{u} \frac{du}{dx} dx = \int \frac{x^2}{-2} \sqrt{u} du.$$

Now we're almost there: since  $u = 1 - x^2$ ,  $x^2 = 1 - u$  and the integral is

$$\int -\frac{1}{2}(1 - u)\sqrt{u} du.$$

It's no coincidence that this is exactly the integral we computed in (7.4.1), we have simply renamed the variable  $u$  to make the calculations less confusing. Just as before:

$$\int -\frac{1}{2}(1 - u)\sqrt{u} du = \left(\frac{1}{5}u - \frac{1}{3}\right) u^{3/2} + C.$$

Then since  $u = 1 - x^2$ :

$$\int x^3 \sqrt{1 - x^2} dx = \left(\frac{1}{5}(1 - x^2) - \frac{1}{3}\right) (1 - x^2)^{3/2} + C.$$

To summarize: if we suspect that a given function is the derivative of another via the chain rule, we let  $u$  denote a likely candidate for the inner function, then translate the given function so that it is written entirely in terms of  $u$ , with no  $x$  remaining in the expression. If we can integrate this new function of  $u$ , then the antiderivative of the original function is obtained by replacing  $u$  by the equivalent expression in  $x$ .

Even in simple cases you may prefer to use this mechanical procedure, since it often helps to avoid silly mistakes. For example, consider again this simple problem:

$$\int 2x \cos(x^2) dx.$$

Let  $u = x^2$ , then  $du/dx = 2x$  or  $du = 2x dx$ . Since we have exactly  $2x dx$  in the original integral, we can replace it by  $du$ :

$$\int 2x \cos(x^2) dx = \int \cos u du = \sin u + C = \sin(x^2) + C.$$

This is not the only way to do the algebra, and typically there are many paths to the correct answer. Another possibility, for example, is: Since  $du/dx = 2x$ ,  $dx = du/2x$ , and

then the integral becomes

$$\int 2x \cos(x^2) dx = \int 2x \cos u \frac{du}{2x} = \int \cos u du.$$

The important thing to remember is that you must eliminate all instances of the original variable  $x$ .

**EXAMPLE 7.4.1** Evaluate  $\int (ax+b)^n dx$ , assuming that  $a$  and  $b$  are constants,  $a \neq 0$ , and  $n$  is a positive integer. We let  $u = ax + b$  so  $du = a dx$  or  $dx = du/a$ . Then

$$\int (ax+b)^n dx = \int \frac{1}{a} u^n du = \frac{1}{a(n+1)} u^{n+1} + C = \frac{1}{a(n+1)} (ax+b)^{n+1} + C. \quad \square$$

**EXAMPLE 7.4.2** Evaluate  $\int \sin(ax+b) dx$ , assuming that  $a$  and  $b$  are constants and  $a \neq 0$ . Again we let  $u = ax + b$  so  $du = a dx$  or  $dx = du/a$ . Then

$$\int \sin(ax+b) dx = \int \frac{1}{a} \sin u du = \frac{1}{a} (-\cos u) + C = -\frac{1}{a} \cos(ax+b) + C. \quad \square$$

**EXAMPLE 7.4.3** Evaluate  $\int_2^4 x \sin(x^2) dx$ . First we compute the antiderivative, then evaluate the definite integral. Let  $u = x^2$  so  $du = 2x dx$  or  $x dx = du/2$ . Then

$$\int x \sin(x^2) dx = \int \frac{1}{2} \sin u du = \frac{1}{2} (-\cos u) + C = -\frac{1}{2} \cos(x^2) + C.$$

Now

$$\int_2^4 x \sin(x^2) dx = -\frac{1}{2} \cos(x^2) \Big|_2^4 = -\frac{1}{2} \cos(16) + \frac{1}{2} \cos(4).$$

A somewhat neater alternative to this method is to change the original limits to match the variable  $u$ . Since  $u = x^2$ , when  $x = 2$ ,  $u = 4$ , and when  $x = 4$ ,  $u = 16$ . So we can do this:

$$\int_2^4 x \sin(x^2) dx = \int_4^{16} \frac{1}{2} \sin u du = -\frac{1}{2} (\cos u) \Big|_4^{16} = -\frac{1}{2} \cos(16) + \frac{1}{2} \cos(4).$$

An incorrect, and dangerous, alternative is something like this:

$$\int_2^4 x \sin(x^2) dx = \int_2^4 \frac{1}{2} \sin u du = -\frac{1}{2} \cos(u) \Big|_2^4 = -\frac{1}{2} \cos(x^2) \Big|_2^4 = -\frac{1}{2} \cos(16) + \frac{1}{2} \cos(4).$$

This is incorrect because  $\int_2^4 \frac{1}{2} \sin u du$  means that  $u$  takes on values between 2 and 4, which

is wrong. It is dangerous, because it is very easy to get to the point  $-\frac{1}{2} \cos(u) \Big|_2^4$  and forget

to substitute  $x^2$  back in for  $u$ , thus getting the incorrect answer  $-\frac{1}{2}\cos(4) + \frac{1}{2}\cos(2)$ . A somewhat clumsy, but acceptable, alternative is something like this:

$$\int_2^4 x \sin(x^2) dx = \int_{x=2}^{x=4} \frac{1}{2} \sin u du = -\frac{1}{2} \cos(u) \Big|_{x=2}^{x=4} = -\frac{1}{2} \cos(x^2) \Big|_2^4 = -\frac{\cos(16)}{2} + \frac{\cos(4)}{2}. \quad \square$$

**EXAMPLE 7.4.4** Evaluate  $\int_{1/4}^{1/2} \frac{\cos(\pi t)}{\sin^2(\pi t)} dt$ . Let  $u = \sin(\pi t)$  so  $du = \pi \cos(\pi t) dt$  or  $du/\pi = \cos(\pi t) dt$ . We change the limits to  $\sin(\pi/4) = \sqrt{2}/2$  and  $\sin(\pi/2) = 1$ . Then

$$\int_{1/4}^{1/2} \frac{\cos(\pi t)}{\sin^2(\pi t)} dt = \int_{\sqrt{2}/2}^1 \frac{1}{\pi} \frac{1}{u^2} du = \int_{\sqrt{2}/2}^1 \frac{1}{\pi} u^{-2} du = \frac{1}{\pi} \frac{u^{-1}}{-1} \Big|_{\sqrt{2}/2}^1 = -\frac{1}{\pi} + \frac{\sqrt{2}}{\pi}. \quad \square$$

### Exercises 7.4.

Find the antiderivatives or evaluate the definite integral in each problem.

- |  |   |
|--|---|
| 1. $\int (1-t)^9 dt \Rightarrow$                                   | 2. $\int (x^2+1)^2 dx \Rightarrow$                        |
| 3. $\int x(x^2+1)^{100} dx \Rightarrow$                            | 4. $\int \frac{1}{\sqrt[3]{1-5t}} dt \Rightarrow$         |
| 5. $\int \sin^3 x \cos x dx \Rightarrow$                           | 6. $\int x \sqrt{100-x^2} dx \Rightarrow$                 |
| 7. $\int \frac{x^2}{\sqrt{1-x^3}} dx \Rightarrow$                  | 8. $\int \cos(\pi t) \cos(\sin(\pi t)) dt \Rightarrow$    |
| 9. $\int \frac{\sin x}{\cos^3 x} dx \Rightarrow$                   | 10. $\int \tan x dx \Rightarrow$                          |
| 11. $\int_0^\pi \sin^5(3x) \cos(3x) dx \Rightarrow$                | 12. $\int \sec^2 x \tan x dx \Rightarrow$                 |
| 13. $\int_0^{\sqrt{\pi/2}} x \sec^2(x^2) \tan(x^2) dx \Rightarrow$ | 14. $\int \frac{\sin(\tan x)}{\cos^2 x} dx \Rightarrow$   |
| 15. $\int_3^4 \frac{1}{(3x-7)^2} dx \Rightarrow$                   | 16. $\int_0^{\pi/6} (\cos^2 x - \sin^2 x) dx \Rightarrow$ |
| 17. $\int \frac{6x}{(x^2-7)^{1/9}} dx \Rightarrow$                 | 18. $\int_{-1}^1 (2x^3-1)(x^4-2x)^6 dx \Rightarrow$       |
| 19. $\int_{-1}^1 \sin^7 x dx \Rightarrow$                          | 20. $\int f(x)f'(x) dx \Rightarrow$                       |



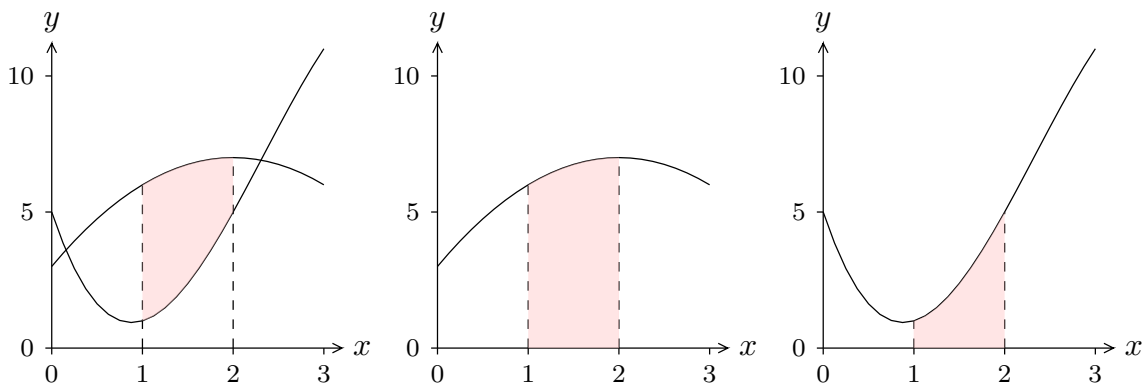
# 8

## Applications of Integration

### 8.1 AREA BETWEEN CURVES

We have seen how integration can be used to find an area between a curve and the  $x$ -axis. With very little change we can find some areas between curves; indeed, the area between a curve and the  $x$ -axis may be interpreted as the area between the curve and a second “curve” with equation  $y = 0$ . In the simplest of cases, the idea is quite easy to understand.

**EXAMPLE 8.1.1** Find the area below  $f(x) = -x^2 + 4x + 3$  and above  $g(x) = -x^3 + 7x^2 - 10x + 5$  over the interval  $1 \leq x \leq 2$ . In figure 8.1.1 we show the two curves together, with the desired area shaded, then  $f$  alone with the area under  $f$  shaded, and then  $g$  alone with the area under  $g$  shaded.



**Figure 8.1.1** Area between curves as a difference of areas.

It is clear from the figure that the area we want is the area under  $f$  minus the area under  $g$ , which is to say

$$\int_1^2 f(x) dx - \int_1^2 g(x) dx = \int_1^2 f(x) - g(x) dx.$$

It doesn't matter whether we compute the two integrals on the left and then subtract or compute the single integral on the right. In this case, the latter is perhaps a bit easier:

$$\begin{aligned} \int_1^2 f(x) - g(x) dx &= \int_1^2 -x^2 + 4x + 3 - (-x^3 + 7x^2 - 10x + 5) dx \\ &= \int_1^2 x^3 - 8x^2 + 14x - 2 dx \\ &= \left. \frac{x^4}{4} - \frac{8x^3}{3} + 7x^2 - 2x \right|_1^2 \\ &= \frac{16}{4} - \frac{64}{3} + 28 - 4 - \left( \frac{1}{4} - \frac{8}{3} + 7 - 2 \right) \\ &= 23 - \frac{56}{3} - \frac{1}{4} = \frac{49}{12}. \end{aligned}$$

□

It is worth examining this problem a bit more. We have seen one way to look at it, by viewing the desired area as a big area minus a small area, which leads naturally to the difference between two integrals. But it is instructive to consider how we might find the desired area directly. We can approximate the area by dividing the area into thin sections and approximating the area of each section by a rectangle, as indicated in figure 8.1.2. The area of a typical rectangle is  $\Delta x(f(x_i) - g(x_i))$ , so the total area is approximately

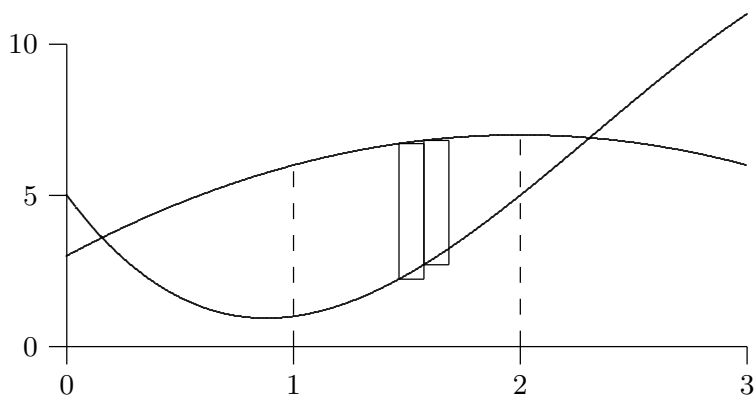
$$\sum_{i=0}^{n-1} (f(x_i) - g(x_i)) \Delta x.$$

This is exactly the sort of sum that turns into an integral in the limit, namely the integral

$$\int_1^2 f(x) - g(x) dx.$$

Of course, this is the integral we actually computed above, but we have now arrived at it directly rather than as a modification of the difference between two other integrals. In that example it really doesn't matter which approach we take, but in some cases this second approach is better.



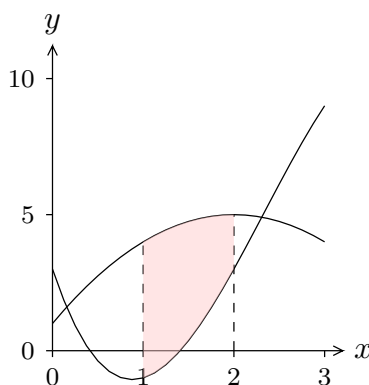


**Figure 8.1.2** Approximating area between curves with rectangles.

**EXAMPLE 8.1.2** Find the area below  $f(x) = -x^2 + 4x + 1$  and above  $g(x) = -x^3 + 7x^2 - 10x + 3$  over the interval  $1 \leq x \leq 2$ ; these are the same curves as before but lowered by 2. In figure 8.1.3 we show the two curves together. Note that the lower curve now dips below the  $x$ -axis. This makes it somewhat tricky to view the desired area as a big area minus a smaller area, but it is just as easy as before to think of approximating the area by rectangles. The height of a typical rectangle will still be  $f(x_i) - g(x_i)$ , even if  $g(x_i)$  is negative. Thus the area is

$$\int_1^2 -x^2 + 4x + 1 - (-x^3 + 7x^2 - 10x + 3) dx = \int_1^2 x^3 - 8x^2 + 14x - 2 dx.$$

This is of course the same integral as before, because the region between the curves is identical to the former region—it has just been moved down by 2.  $\square$



**Figure 8.1.3** Area between curves.

**EXAMPLE 8.1.3** Find the area between  $f(x) = -x^2 + 4x$  and  $g(x) = x^2 - 6x + 5$  over the interval  $0 \leq x \leq 1$ ; the curves are shown in figure 8.1.4. Generally we should interpret

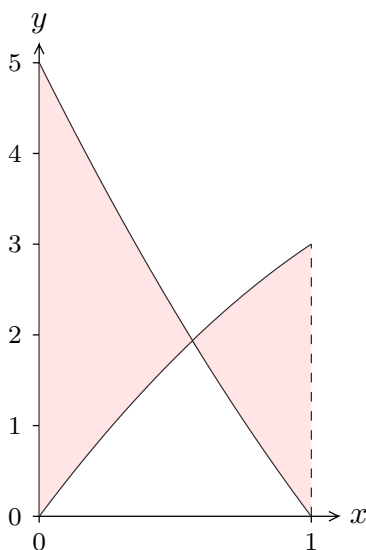
“area” in the usual sense, as a necessarily positive quantity. Since the two curves cross, we need to compute two areas and add them. First we find the intersection point of the curves:

$$\begin{aligned} -x^2 + 4x &= x^2 - 6x + 5 \\ 0 &= 2x^2 - 10x + 5 \\ x &= \frac{10 \pm \sqrt{100 - 40}}{4} = \frac{5 \pm \sqrt{15}}{2}. \end{aligned}$$

The intersection point we want is  $x = a = (5 - \sqrt{15})/2$ . Then the total area is

$$\begin{aligned} \int_0^a x^2 - 6x + 5 - (-x^2 + 4x) dx + \int_a^1 -x^2 + 4x - (x^2 - 6x + 5) dx \\ &= \int_0^a 2x^2 - 10x + 5 dx + \int_a^1 -2x^2 + 10x - 5 dx \\ &= \left. \frac{2x^3}{3} - 5x^2 + 5x \right|_0^a + \left. -\frac{2x^3}{3} + 5x^2 - 5x \right|_a^1 \\ &= -\frac{52}{3} + 5\sqrt{15}, \end{aligned}$$

after a bit of simplification. □



**Figure 8.1.4** Area between curves that cross.

**EXAMPLE 8.1.4** Find the area between  $f(x) = -x^2 + 4x$  and  $g(x) = x^2 - 6x + 5$ ; the curves are shown in figure 8.1.5. Here we are not given a specific interval, so it must

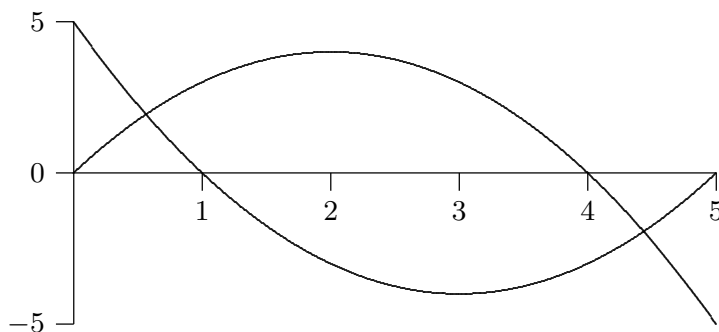
be the case that there is a “natural” region involved. Since the curves are both parabolas, the only reasonable interpretation is the region between the two intersection points, which we found in the previous example:

$$\frac{5 \pm \sqrt{15}}{2}.$$

If we let  $a = (5 - \sqrt{15})/2$  and  $b = (5 + \sqrt{15})/2$ , the total area is

$$\begin{aligned} \int_a^b -x^2 + 4x - (x^2 - 6x + 5) dx &= \int_a^b -2x^2 + 10x - 5 dx \\ &= -\frac{2x^3}{3} + 5x^2 - 5x \Big|_a^b \\ &= 5\sqrt{15}. \end{aligned}$$

after a bit of simplification. □



**Figure 8.1.5** Area bounded by two curves.

### Exercises 8.1.

Find the area bounded by the curves.

1.  $y = x^4 - x^2$  and  $y = x^2$  (the part to the right of the  $y$ -axis)  $\Rightarrow$
2.  $x = y^3$  and  $x = y^2$   $\Rightarrow$
3.  $x = 1 - y^2$  and  $y = -x - 1$   $\Rightarrow$
4.  $x = 3y - y^2$  and  $x + y = 3$   $\Rightarrow$
5.  $y = \cos(\pi x/2)$  and  $y = 1 - x^2$  (in the first quadrant)  $\Rightarrow$
6.  $y = \sin(\pi x/3)$  and  $y = x$  (in the first quadrant)  $\Rightarrow$
7.  $y = \sqrt{x}$  and  $y = x^2$   $\Rightarrow$
8.  $y = \sqrt{x}$  and  $y = \sqrt{x+1}$ ,  $0 \leq x \leq 4$   $\Rightarrow$
9.  $x = 0$  and  $x = 25 - y^2$   $\Rightarrow$
10.  $y = \sin x \cos x$  and  $y = \sin x$ ,  $0 \leq x \leq \pi$   $\Rightarrow$

11.  $y = x^{3/2}$  and  $y = x^{2/3} \Rightarrow$

12.  $y = x^2 - 2x$  and  $y = x - 2 \Rightarrow$

## 8.2 DISTANCE, VELOCITY, ACCELERATION

We next recall a general principle that will later be applied to distance-velocity-acceleration problems, among other things. If  $F(u)$  is an anti-derivative of  $f(u)$ , then  $\int_a^b f(u) du = F(b) - F(a)$ . Suppose that we want to let the upper limit of integration vary, i.e., we replace  $b$  by some variable  $x$ . We think of  $a$  as a fixed starting value  $x_0$ . In this new notation the last equation (after adding  $F(a)$  to both sides) becomes:

$$F(x) = F(x_0) + \int_{x_0}^x f(u) du.$$

(Here  $u$  is the variable of integration, called a “dummy variable,” since it is not the variable in the function  $F(x)$ . In general, it is not a good idea to use the same letter as a variable of integration and as a limit of integration. That is,  $\int_{x_0}^x f(x) dx$  is bad notation, and can lead to errors and confusion.)

An important application of this principle occurs when we are interested in the position of an object at time  $t$  (say, on the  $x$ -axis) and we know its position at time  $t_0$ . Let  $s(t)$  denote the position of the object at time  $t$  (its distance from a reference point, such as the origin on the  $x$ -axis). Then the net change in position between  $t_0$  and  $t$  is  $s(t) - s(t_0)$ . Since  $s(t)$  is an anti-derivative of the velocity function  $v(t)$ , we can write

$$s(t) = s(t_0) + \int_{t_0}^t v(u) du.$$

Similarly, since the velocity is an anti-derivative of the acceleration function  $a(t)$ , we have

$$v(t) = v(t_0) + \int_{t_0}^t a(u) du.$$

**EXAMPLE 8.2.1** Suppose an object is acted upon by a constant force  $F$ . Find  $v(t)$  and  $s(t)$ . By Newton’s law  $F = ma$ , so the acceleration is  $F/m$ , where  $m$  is the mass of

the object. Then we first have

$$v(t) = v(t_0) + \int_{t_0}^t \frac{F}{m} du = v_0 + \frac{F}{m} u \Big|_{t_0}^t = v_0 + \frac{F}{m}(t - t_0),$$

using the usual convention  $v_0 = v(t_0)$ . Then

$$\begin{aligned} s(t) &= s(t_0) + \int_{t_0}^t \left( v_0 + \frac{F}{m}(u - t_0) \right) du = s_0 + \left( v_0 u + \frac{F}{2m}(u - t_0)^2 \right) \Big|_{t_0}^t \\ &= s_0 + v_0(t - t_0) + \frac{F}{2m}(t - t_0)^2. \end{aligned}$$

For instance, when  $F/m = -g$  is the constant of gravitational acceleration, then this is the falling body formula (if we neglect air resistance) familiar from elementary physics:

$$s_0 + v_0(t - t_0) - \frac{g}{2}(t - t_0)^2,$$

or in the common case that  $t_0 = 0$ ,

$$s_0 + v_0 t - \frac{g}{2}t^2.$$

□

Recall that the integral of the velocity function gives the *net* distance traveled, that is, the displacement. If you want to know the *total* distance traveled, you must find out where the velocity function crosses the  $t$ -axis, integrate separately over the time intervals when  $v(t)$  is positive and when  $v(t)$  is negative, and add up the absolute values of the different integrals. For example, if an object is thrown straight upward at 19.6 m/sec, its velocity function is  $v(t) = -9.8t + 19.6$ , using  $g = 9.8$  m/sec<sup>2</sup> for the force of gravity. This is a straight line which is positive for  $t < 2$  and negative for  $t > 2$ . The net distance traveled in the first 4 seconds is thus

$$\int_0^4 (-9.8t + 19.6) dt = 0,$$

while the total distance traveled in the first 4 seconds is

$$\int_0^2 (-9.8t + 19.6) dt + \left| \int_2^4 (-9.8t + 19.6) dt \right| = 19.6 + |-19.6| = 39.2$$

meters, 19.6 meters up and 19.6 meters down.

**EXAMPLE 8.2.2** The acceleration of an object is given by  $a(t) = \cos(\pi t)$ , and its velocity at time  $t = 0$  is  $1/(2\pi)$ . Find both the net and the total distance traveled in the first 1.5 seconds.

We compute

$$v(t) = v(0) + \int_0^t \cos(\pi u) du = \frac{1}{2\pi} + \frac{1}{\pi} \sin(\pi u) \Big|_0^t = \frac{1}{\pi} \left( \frac{1}{2} + \sin(\pi t) \right).$$

The *net* distance traveled is then

$$\begin{aligned} s(3/2) - s(0) &= \int_0^{3/2} \frac{1}{\pi} \left( \frac{1}{2} + \sin(\pi t) \right) dt \\ &= \frac{1}{\pi} \left( \frac{t}{2} - \frac{1}{\pi} \cos(\pi t) \right) \Big|_0^{3/2} = \frac{3}{4\pi} + \frac{1}{\pi^2} \approx 0.340 \text{ meters.} \end{aligned}$$

To find the *total* distance traveled, we need to know when  $(0.5 + \sin(\pi t))$  is positive and when it is negative. This function is 0 when  $\sin(\pi t)$  is  $-0.5$ , i.e., when  $\pi t = 7\pi/6, 11\pi/6$ , etc. The value  $\pi t = 7\pi/6$ , i.e.,  $t = 7/6$ , is the only value in the range  $0 \leq t \leq 1.5$ . Since  $v(t) > 0$  for  $t < 7/6$  and  $v(t) < 0$  for  $t > 7/6$ , the total distance traveled is

$$\begin{aligned} & \int_0^{7/6} \frac{1}{\pi} \left( \frac{1}{2} + \sin(\pi t) \right) dt + \left| \int_{7/6}^{3/2} \frac{1}{\pi} \left( \frac{1}{2} + \sin(\pi t) \right) dt \right| \\ &= \frac{1}{\pi} \left( \frac{7}{12} + \frac{1}{\pi} \cos(7\pi/6) + \frac{1}{\pi} \right) + \frac{1}{\pi} \left| \frac{3}{4} - \frac{7}{12} + \frac{1}{\pi} \cos(7\pi/6) \right| \\ &= \frac{1}{\pi} \left( \frac{7}{12} + \frac{1}{\pi} \frac{\sqrt{3}}{2} + \frac{1}{\pi} \right) + \frac{1}{\pi} \left| \frac{3}{4} - \frac{7}{12} + \frac{1}{\pi} \frac{\sqrt{3}}{2} \right| \approx 0.409 \text{ meters.} \end{aligned}$$

□

### Exercises 8.2.

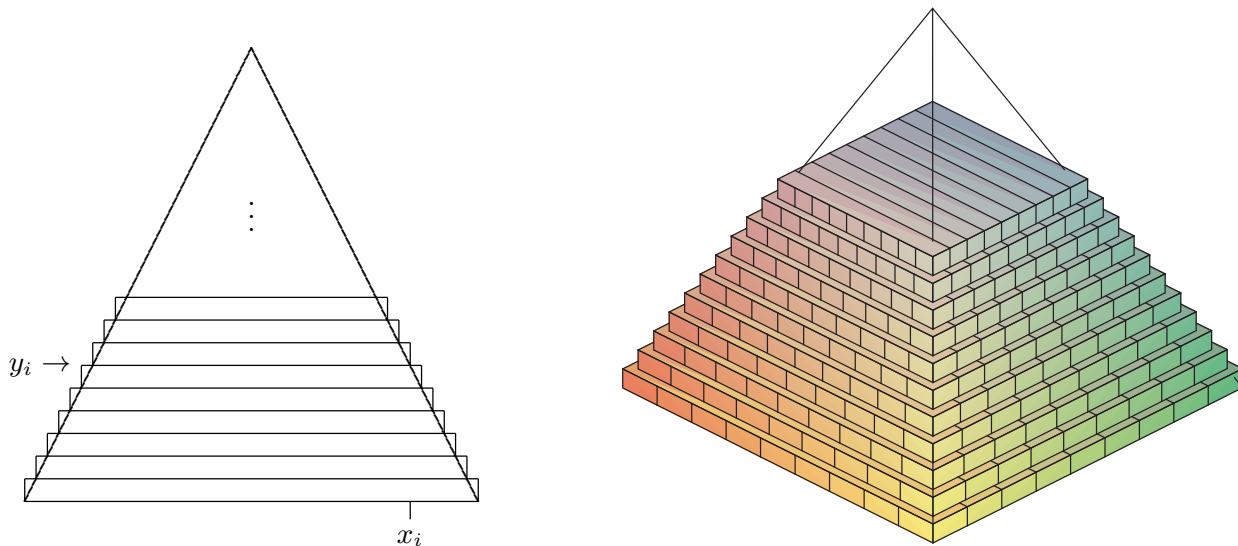
For each velocity function find both the net distance and the total distance traveled during the indicated time interval (graph  $v(t)$  to determine when it's positive and when it's negative):

1.  $v = \cos(\pi t)$ ,  $0 \leq t \leq 2.5 \Rightarrow$
2.  $v = -9.8t + 49$ ,  $0 \leq t \leq 10 \Rightarrow$
3.  $v = 3(t - 3)(t - 1)$ ,  $0 \leq t \leq 5 \Rightarrow$
4.  $v = \sin(\pi t/3) - t$ ,  $0 \leq t \leq 1 \Rightarrow$
5. An object is shot upwards from ground level with an initial velocity of 2 meters per second; it is subject only to the force of gravity (no air resistance). Find its maximum altitude and the time at which it hits the ground.  $\Rightarrow$
6. An object is shot upwards from ground level with an initial velocity of 3 meters per second; it is subject only to the force of gravity (no air resistance). Find its maximum altitude and the time at which it hits the ground.  $\Rightarrow$

7. An object is shot upwards from ground level with an initial velocity of 100 meters per second; it is subject only to the force of gravity (no air resistance). Find its maximum altitude and the time at which it hits the ground.  $\Rightarrow$
8. An object moves along a straight line with acceleration given by  $a(t) = -\cos(t)$ , and  $s(0) = 1$  and  $v(0) = 0$ . Find the maximum distance the object travels from zero, and find its maximum speed. Describe the motion of the object.  $\Rightarrow$
9. An object moves along a straight line with acceleration given by  $a(t) = \sin(\pi t)$ . Assume that when  $t = 0$ ,  $s(t) = v(t) = 0$ . Find  $s(t)$ ,  $v(t)$ , and the maximum speed of the object. Describe the motion of the object.  $\Rightarrow$
10. An object moves along a straight line with acceleration given by  $a(t) = 1 + \sin(\pi t)$ . Assume that when  $t = 0$ ,  $s(t) = v(t) = 0$ . Find  $s(t)$  and  $v(t)$ .  $\Rightarrow$
11. An object moves along a straight line with acceleration given by  $a(t) = 1 - \sin(\pi t)$ . Assume that when  $t = 0$ ,  $s(t) = v(t) = 0$ . Find  $s(t)$  and  $v(t)$ .  $\Rightarrow$

## 8.3 VOLUME

We have seen how to compute certain areas by using integration; some volumes may also be computed by evaluating an integral. Generally, the volumes that we can compute this way have cross-sections that are easy to describe.



**Figure 8.3.1** Volume of a pyramid approximated by rectangular prisms. (AP)

**EXAMPLE 8.3.1** Find the volume of a pyramid with a square base that is 20 meters tall and 20 meters on a side at the base. As with most of our applications of integration, we begin by asking how we might approximate the volume. Since we can easily compute the volume of a rectangular prism (that is, a “box”), we will use some boxes to approximate

the volume of the pyramid, as shown in figure 8.3.1: on the left is a cross-sectional view, on the right is a 3D view of part of the pyramid with some of the boxes used to approximate the volume.

Each box has volume of the form  $(2x_i)(2x_i)\Delta y$ . Unfortunately, there are two variables here; fortunately, we can write  $x$  in terms of  $y$ :  $x = 10 - y/2$  or  $x_i = 10 - y_i/2$ . Then the total volume is approximately

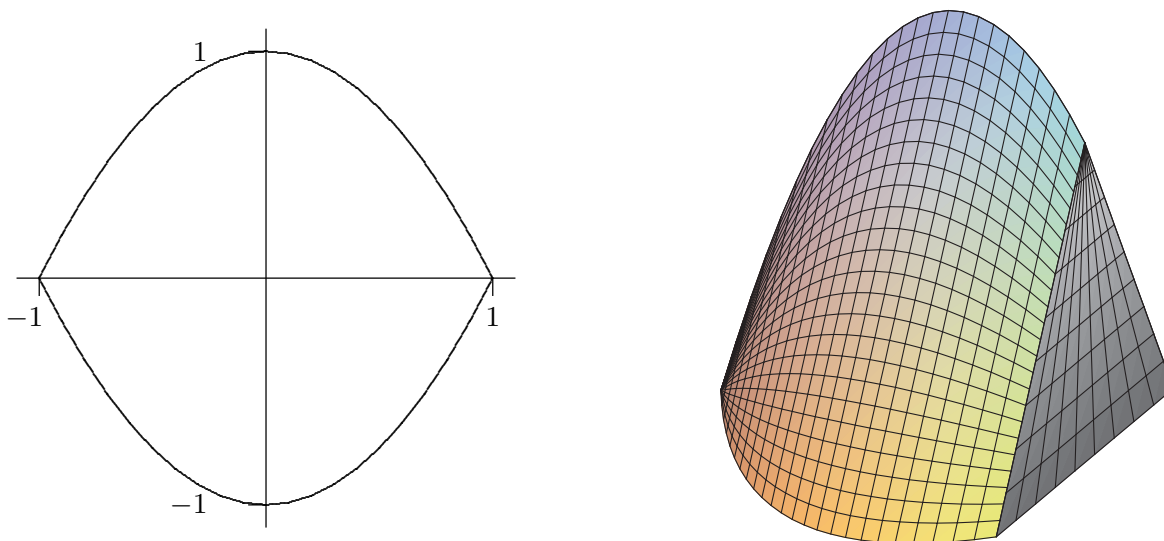
$$\sum_{i=0}^{n-1} 4(10 - y_i/2)^2 \Delta y$$

and in the limit we get the volume as the value of an integral:

$$\int_0^{20} 4(10 - y/2)^2 dy = \int_0^{20} (20 - y)^2 dy = -\frac{(20 - y)^3}{3} \Big|_0^{20} = -\frac{0^3}{3} - \frac{20^3}{3} = \frac{8000}{3}.$$

As you may know, the volume of a pyramid is  $(1/3)(\text{height})(\text{area of base}) = (1/3)(20)(400)$ , which agrees with our answer.  $\square$

**EXAMPLE 8.3.2** The base of a solid is the region between  $f(x) = x^2 - 1$  and  $g(x) = -x^2 + 1$ , and its cross-sections perpendicular to the  $x$ -axis are equilateral triangles, as indicated in figure 8.3.2. The solid has been truncated to show a triangular cross-section above  $x = 1/2$ . Find the volume of the solid.



**Figure 8.3.2** Solid with equilateral triangles as cross-sections. (AP)

A cross-section at a value  $x_i$  on the  $x$ -axis is a triangle with base  $2(1 - x_i^2)$  and height  $\sqrt{3}(1 - x_i^2)$ , so the area of the cross-section is

$$\frac{1}{2}(\text{base})(\text{height}) = (1 - x_i^2)\sqrt{3}(1 - x_i^2),$$



and the volume of a thin “slab” is then

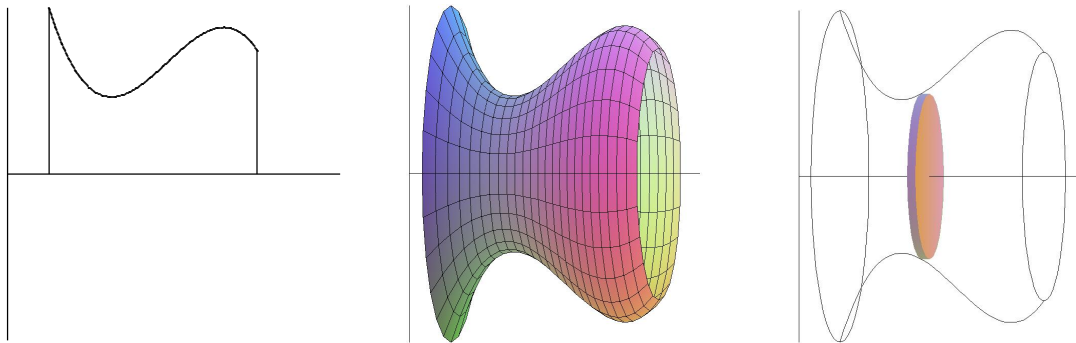
$$(1 - x_i^2)\sqrt{3}(1 - x_i^2)\Delta x.$$

Thus the total volume is

$$\int_{-1}^1 \sqrt{3}(1 - x^2)^2 dx = \frac{16}{15}\sqrt{3}.$$

□

One easy way to get “nice” cross-sections is by rotating a plane figure around a line. For example, in figure 8.3.3 we see a plane region under a curve and between two vertical lines; then the result of rotating this around the  $x$ -axis, and a typical circular cross-section.



**Figure 8.3.3** A solid of rotation. (AP)

Of course a real “slice” of this figure will not have straight sides, but we can approximate the volume of the slice by a cylinder or disk with circular top and bottom and straight sides; the volume of this disk will have the form  $\pi r^2 \Delta x$ . As long as we can write  $r$  in terms of  $x$  we can compute the volume by an integral.

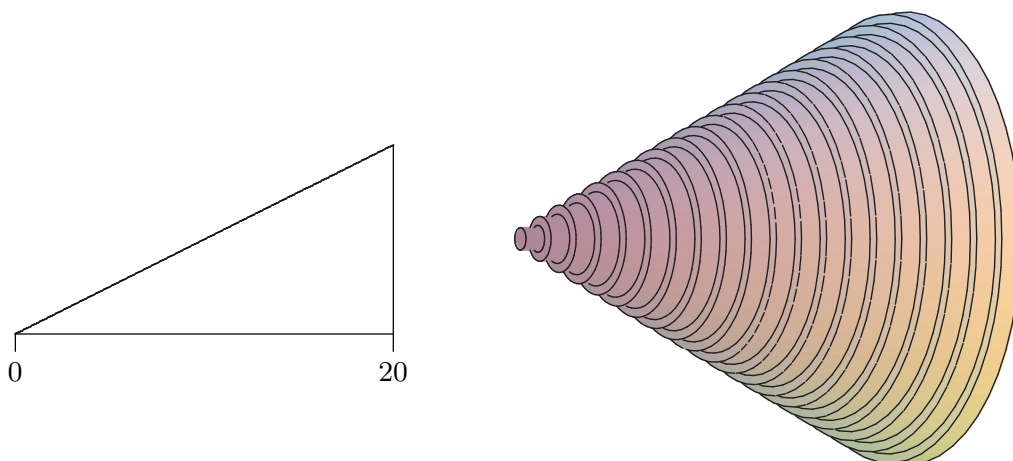
**EXAMPLE 8.3.3** Find the volume of a right circular cone with base radius 10 and height 20. (A right circular cone is one with a circular base and with the tip of the cone directly over the center of the base.) We can view this cone as produced by the rotation of the line  $y = x/2$  rotated about the  $x$ -axis, as indicated in figure 8.3.4.

At a particular point on the  $x$ -axis, say  $x_i$ , the radius of the resulting cone is the  $y$ -coordinate of the corresponding point on the line, namely  $y_i = x_i/2$ . Thus the total volume is approximately

$$\sum_{i=0}^{n-1} \pi (x_i/2)^2 dx$$

and the exact volume is

$$\int_0^{20} \pi \frac{x^2}{4} dx = \frac{\pi}{4} \frac{20^3}{3} = \frac{2000\pi}{3}.$$



**Figure 8.3.4** A region that generates a cone; approximating the volume by circular disks. (AP)

Note that we can instead do the calculation with a generic height and radius:

$$\int_0^h \pi \frac{r^2}{h^2} x^2 dx = \frac{\pi r^2}{h^2} \frac{h^3}{3} = \frac{\pi r^2 h}{3},$$

giving us the usual formula for the volume of a cone.  $\square$

**EXAMPLE 8.3.4** Find the volume of the object generated when the area between  $y = x^2$  and  $y = x$  is rotated around the  $x$ -axis. This solid has a “hole” in the middle; we can compute the volume by subtracting the volume of the hole from the volume enclosed by the outer surface of the solid. In figure 8.3.5 we show the region that is rotated, the resulting solid with the front half cut away, the cone that forms the outer surface, the horn-shaped hole, and a cross-section perpendicular to the  $x$ -axis.

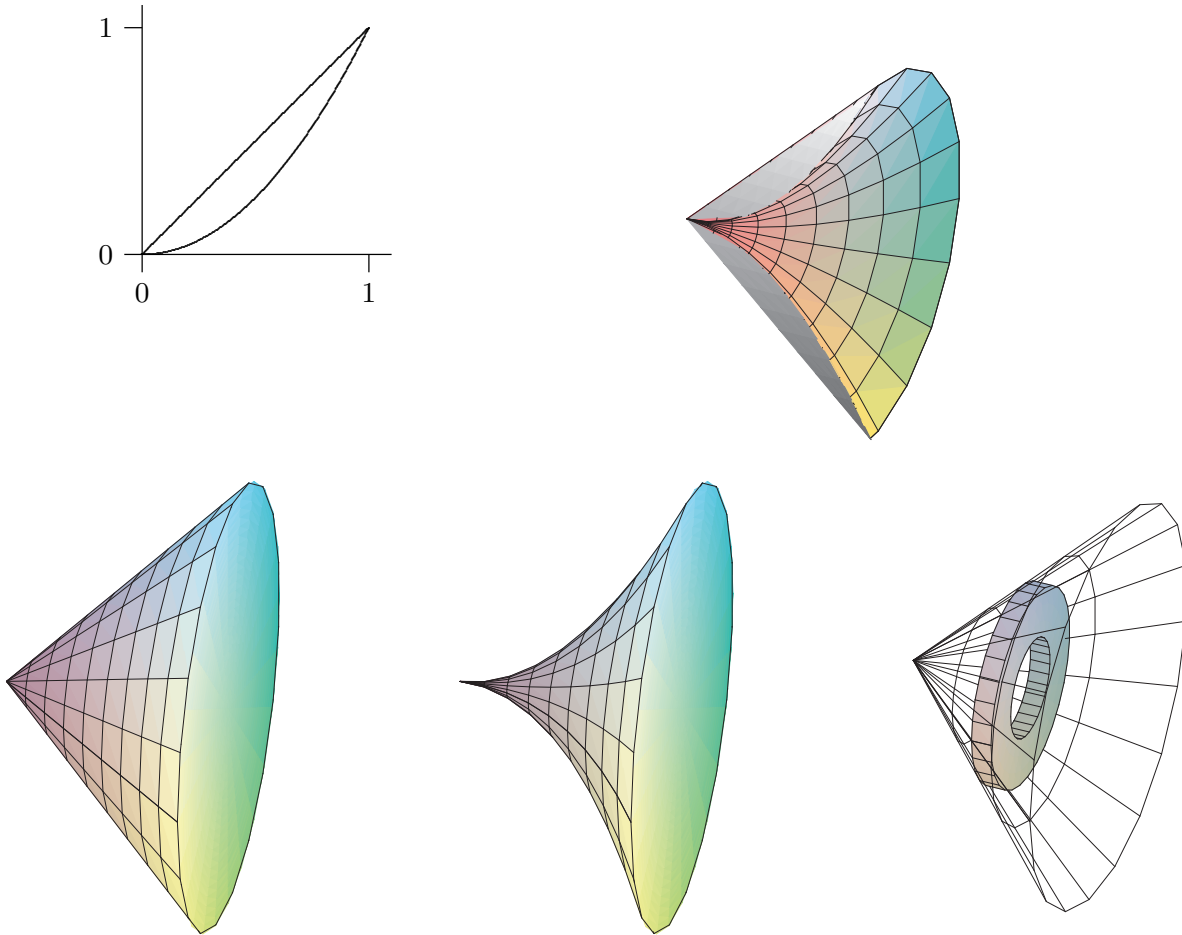
We have already computed the volume of a cone; in this case it is  $\pi/3$ . At a particular value of  $x$ , say  $x_i$ , the cross-section of the horn is a circle with radius  $x_i^2$ , so the volume of the horn is

$$\int_0^1 \pi (x^2)^2 dx = \int_0^1 \pi x^4 dx = \pi \frac{1}{5},$$

so the desired volume is  $\pi/3 - \pi/5 = 2\pi/15$ .

As with the area between curves, there is an alternate approach that computes the desired volume “all at once” by approximating the volume of the actual solid. We can approximate the volume of a slice of the solid with a washer-shaped volume, as indicated in figure 8.3.5.

The volume of such a washer is the area of the face times the thickness. The thickness, as usual, is  $\Delta x$ , while the area of the face is the area of the outer circle minus the area of



**Figure 8.3.5** Solid with a hole, showing the outer cone and the shape to be removed to form the hole. (AP)

the inner circle, say  $\pi R^2 - \pi r^2$ . In the present example, at a particular  $x_i$ , the radius  $R$  is  $x_i$  and  $r$  is  $x_i^2$ . Hence, the whole volume is

$$\int_0^1 \pi x^2 - \pi x^4 \, dx = \pi \left( \frac{x^3}{3} - \frac{x^5}{5} \right) \Big|_0^1 = \pi \left( \frac{1}{3} - \frac{1}{5} \right) = \frac{2\pi}{15}.$$

Of course, what we have done here is exactly the same calculation as before, except we have in effect recomputed the volume of the outer cone.  $\square$

Suppose the region between  $f(x) = x + 1$  and  $g(x) = (x - 1)^2$  is rotated around the  $y$ -axis; see figure 8.3.6. It is possible, but inconvenient, to compute the volume of the resulting solid by the method we have used so far. The problem is that there are two “kinds” of typical rectangles: those that go from the line to the parabola and those that touch the parabola on both ends. To compute the volume using this approach, we need to

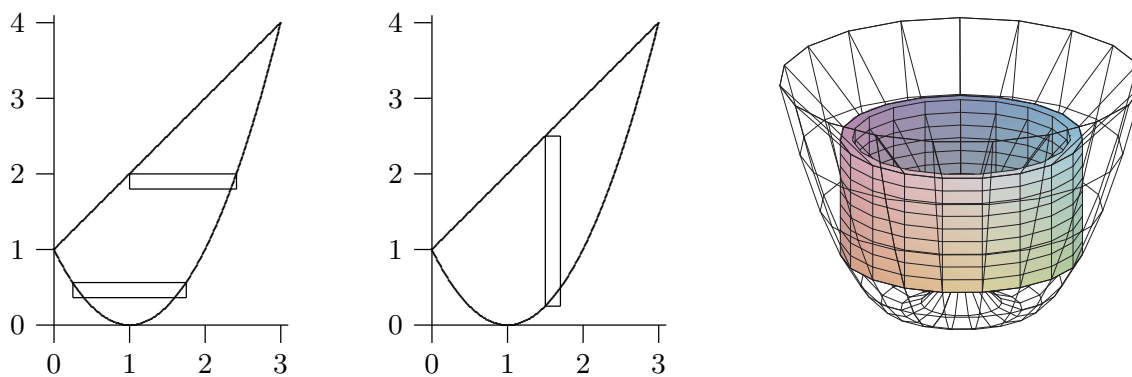
break the problem into two parts and compute two integrals:

$$\pi \int_0^1 (1 + \sqrt{y})^2 - (1 - \sqrt{y})^2 dy + \pi \int_1^4 (1 + \sqrt{y})^2 - (y - 1)^2 dy = \frac{8}{3}\pi + \frac{65}{6}\pi = \frac{27}{2}\pi.$$

If instead we consider a typical vertical rectangle, but still rotate around the  $y$ -axis, we get a thin “shell” instead of a thin “washer”. If we add up the volume of such thin shells we will get an approximation to the true volume. What is the volume of such a shell? Consider the shell at  $x_i$ . Imagine that we cut the shell vertically in one place and “unroll” it into a thin, flat sheet. This sheet will be almost a rectangular prism that is  $\Delta x$  thick,  $f(x_i) - g(x_i)$  tall, and  $2\pi x_i$  wide (namely, the circumference of the shell before it was unrolled). The volume will then be approximately the volume of a rectangular prism with these dimensions:  $2\pi x_i(f(x_i) - g(x_i))\Delta x$ . If we add these up and take the limit as usual, we get the integral

$$\int_0^3 2\pi x(f(x) - g(x)) dx = \int_0^3 2\pi x(x + 1 - (x - 1)^2) dx = \frac{27}{2}\pi.$$

Not only does this accomplish the task with only one integral, the integral is somewhat easier than those in the previous calculation. Things are not always so neat, but it is often the case that one of the two methods will be simpler than the other, so it is worth considering both before starting to do calculations.



**Figure 8.3.6** Computing volumes with “shells”. (AP)

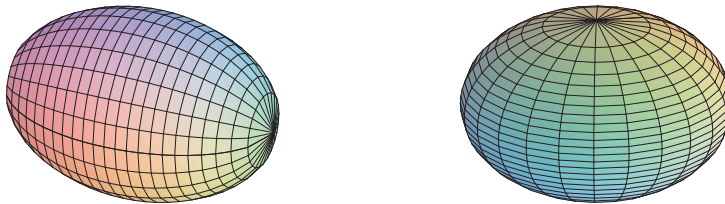
**EXAMPLE 8.3.5** Suppose the area under  $y = -x^2 + 1$  between  $x = 0$  and  $x = 1$  is rotated around the  $x$ -axis. Find the volume by both methods.

Disk method:  $\int_0^1 \pi(1 - x^2)^2 dx = \frac{8}{15}\pi.$

Shell method:  $\int_0^1 2\pi y\sqrt{1 - y} dy = \frac{8}{15}\pi.$  □

**Exercises 8.3.**

1. Verify that  $\pi \int_0^1 (1 + \sqrt{y})^2 - (1 - \sqrt{y})^2 dy + \pi \int_1^4 (1 + \sqrt{y})^2 - (y - 1)^2 dy = \frac{8}{3}\pi + \frac{65}{6}\pi = \frac{27}{2}\pi$ .
2. Verify that  $\int_0^3 2\pi x(x + 1 - (x - 1)^2) dx = \frac{27}{2}\pi$ .
3. Verify that  $\int_0^1 \pi(1 - x^2)^2 dx = \frac{8}{15}\pi$ .
4. Verify that  $\int_0^1 2\pi y\sqrt{1 - y} dy = \frac{8}{15}\pi$ .
5. Use integration to find the volume of the solid obtained by revolving the region bounded by  $x + y = 2$  and the  $x$  and  $y$  axes around the  $x$ -axis.  $\Rightarrow$
6. Find the volume of the solid obtained by revolving the region bounded by  $y = x - x^2$  and the  $x$ -axis around the  $x$ -axis.  $\Rightarrow$
7. Find the volume of the solid obtained by revolving the region bounded by  $y = \sqrt{\sin x}$  between  $x = 0$  and  $x = \pi/2$ , the  $y$ -axis, and the line  $y = 1$  around the  $x$ -axis.  $\Rightarrow$
8. Let  $S$  be the region of the  $xy$ -plane bounded above by the curve  $x^3y = 64$ , below by the line  $y = 1$ , on the left by the line  $x = 2$ , and on the right by the line  $x = 4$ . Find the volume of the solid obtained by rotating  $S$  around (a) the  $x$ -axis, (b) the line  $y = 1$ , (c) the  $y$ -axis, (d) the line  $x = 2$ .  $\Rightarrow$
9. The equation  $x^2/9 + y^2/4 = 1$  describes an ellipse. Find the volume of the solid obtained by rotating the ellipse around the  $x$ -axis and also around the  $y$ -axis. These solids are called **ellipsoids**; one is vaguely rugby-ball shaped, one is sort of flying-saucer shaped, or perhaps squished-beach-ball-shaped.  $\Rightarrow$

**Figure 8.3.7** Ellipsoids.

10. Use integration to compute the volume of a sphere of radius  $r$ . You should of course get the well-known formula  $4\pi r^3/3$ .
11. A hemispheric bowl of radius  $r$  contains water to a depth  $h$ . Find the volume of water in the bowl.  $\Rightarrow$
12. The base of a tetrahedron (a triangular pyramid) of height  $h$  is an equilateral triangle of side  $s$ . Its cross-sections perpendicular to an altitude are equilateral triangles. Express its volume  $V$  as an integral, and find a formula for  $V$  in terms of  $h$  and  $s$ . Verify that your answer is  $(1/3)(\text{area of base})(\text{height})$ .
13. The base of a solid is the region between  $f(x) = \cos x$  and  $g(x) = -\cos x$ ,  $-\pi/2 \leq x \leq \pi/2$ , and its cross-sections perpendicular to the  $x$ -axis are squares. Find the volume of the solid.  $\Rightarrow$

## 8.4 AVERAGE VALUE OF A FUNCTION

The average of some finite set of values is a familiar concept. If, for example, the class scores on a quiz are 10, 9, 10, 8, 7, 5, 7, 6, 3, 2, 7, 8, then the average score is the sum of these numbers divided by the size of the class:

$$\text{average score} = \frac{10 + 9 + 10 + 8 + 7 + 5 + 7 + 6 + 3 + 2 + 7 + 8}{12} = \frac{82}{12} \approx 6.83.$$

Suppose that between  $t = 0$  and  $t = 1$  the speed of an object is  $\sin(\pi t)$ . What is the average speed of the object over that time? We know one way to make sense of this: average speed is distance traveled divided by elapsed time. The distance traveled is  $\int_0^1 \sin(\pi t) dt = 2/\pi \approx 0.64$ , and elapsed time is 1, so the average speed is  $2/\pi$ . This appears to have nothing to do with the simple idea of average, as in the case of the quiz scores. We might also want to compute an average not tied to speed; for example, what is the average height of the curve  $\sin(\pi t)$  over the interval  $[0, 1]$ ? Is it the same as the average speed? More generally, can we make sense of the average of  $f(x)$  over an interval  $[a, b]$ ?

To make sense of “average” in this more general context, we fall back on the idea of approximation. What is the average of  $\sin(\pi t)$  over the interval  $[0, 1]$ ? We might reasonably approximate this by choosing some  $t$  values in the interval  $[0, 1]$ , add up the corresponding values of  $\sin(\pi t)$ , and then divide by the number of values. If we divide  $[0, 1]$  into 10 equal subintervals, we get

$$\frac{1}{10} \sum_{i=0}^9 \sin(\pi i/10) \approx \frac{1}{10} 6.3 = 0.63.$$

If we compute more values of the function at more values of  $t$ , the average of these values should be closer to the “real” average. If we take the average of  $n$  values for evenly spaced values of  $t$ , we get:

$$\frac{1}{n} \sum_{i=0}^{n-1} \sin(\pi i/n).$$

Here the individual values of  $t$  are  $t_i = i/n$ , so rewriting slightly we have

$$\frac{1}{n} \sum_{i=0}^{n-1} \sin(\pi t_i).$$

This is almost the sort of sum that we know turns into an integral; what’s apparently missing is  $\Delta t$ —but in fact,  $\Delta t = 1/n$ , the length of each subinterval. So rewriting again:

$$\sum_{i=0}^{n-1} \sin(\pi t_i) \frac{1}{n} = \sum_{i=0}^{n-1} \sin(\pi t_i) \Delta t.$$

Now this has exactly the right form, so that in the limit we get

$$\text{average} = \int_0^1 \sin(\pi t) dt = -\frac{\cos(\pi t)}{\pi} \Big|_0^1 = -\frac{\cos(\pi)}{\pi} + \frac{\cos(0)}{\pi} = \frac{2}{\pi} \approx 0.64.$$

Of course, this is exactly what we computed before, but we didn't need to rely on a particular interpretation of the function. If we interpret  $\sin(\pi t)$  as the height of the function, we interpret the result as the average height of  $\sin(\pi t)$  over  $[0, 1]$ .

It's not entirely obvious from this one simple example how to compute such an average in general. Let's look at a somewhat more complicated case. Suppose that the function is  $16t^2 + 5$ . What is the average between  $t = 1$  and  $t = 3$ ? Again we set up an approximation to the average:

$$\frac{1}{n} \sum_{i=0}^{n-1} 16t_i^2 + 5,$$

where the values  $t_i$  are evenly spaced between 1 and 3. Once again we are "missing"  $\Delta t$ , and this time  $1/n$  is not the correct value. What is  $\Delta t$  in general? It is the length of a subinterval; in this case we take the interval  $[1, 3]$  and divide it into  $n$  subintervals, so each has length  $(3 - 1)/n = 2/n = \Delta t$ . Now with the usual "multiply and divide by the same thing" trick we can rewrite the sum:

$$\frac{1}{n} \sum_{i=0}^{n-1} 16t_i^2 + 5 = \frac{1}{3-1} \sum_{i=0}^{n-1} (16t_i^2 + 5) \frac{3-1}{n} = \frac{1}{2} \sum_{i=0}^{n-1} (16t_i^2 + 5) \frac{2}{n} = \frac{1}{2} \sum_{i=0}^{n-1} (16t_i^2 + 5) \Delta t.$$

In the limit this becomes

$$\frac{1}{2} \int_1^3 16t^2 + 5 dt = \frac{1}{2} \frac{446}{3} = \frac{223}{3}.$$

Does this seem reasonable? Let's picture it: in figure 8.4.1 is the function  $16t^2 + 5$  together with the horizontal line  $y = 223/3 \approx 74.3$ . Certainly the height of the horizontal line looks at least plausible for the average height of the curve.

We can interpret this result in a slightly different way. The area under  $y = 16x^2 + 5$  above  $[1, 3]$  is

$$\int_1^3 16t^2 + 5 dt = \frac{446}{3}.$$

The area under  $y = 223/3$  over the same interval  $[1, 3]$  is simply the area of a rectangle that is 2 by  $223/3$  with area  $446/3$ . So the average height of a function is the height of the horizontal line that produces the same area over the given interval.

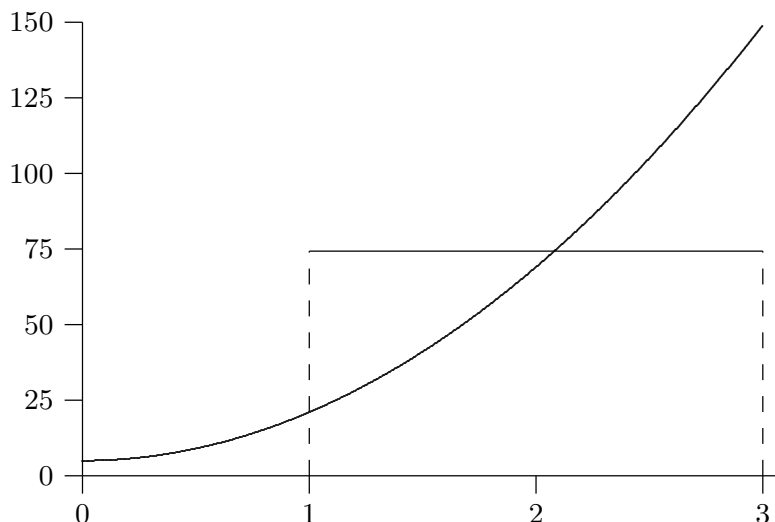


Figure 8.4.1 Average velocity.

Notice that we may interpret average speed in much the same way. If the speed of an object is  $16t_i^2 + 5$ , the average speed over the interval  $[1, 3]$  is  $223/3$ , and the object travels a distance of  $446/3$  units in two seconds. If instead the object were to travel for two seconds at a constant speed of  $223/3$ , the distance traveled would also be  $223/3 \cdot 2 = 446/3$ . So average speed is the constant speed required to go the same distance in the same time.

To summarize, to compute the average value of  $f(x)$  over  $[a, b]$ , compute the integral of  $f$  over the interval and divide by the length of the interval:

$$\text{average} = \frac{1}{b-a} \int_a^b f(x) dx.$$

### Exercises 8.4.

1. Find the average height of  $\cos x$  over the intervals  $[0, \pi/2]$ ,  $[-\pi/2, \pi/2]$ , and  $[0, 2\pi]$ .  $\Rightarrow$
2. Find the average height of  $x^2$  over the interval  $[-2, 2]$ .  $\Rightarrow$
3. Find the average height of  $1/x^2$  over the interval  $[1, A]$ .  $\Rightarrow$
4. Find the average height of  $\sqrt{1-x^2}$  over the interval  $[-1, 1]$ .  $\Rightarrow$
5. An object moves with velocity  $v(t) = -t^2 + 1$  feet per second between  $t = 0$  and  $t = 2$ . Find the average velocity and the average speed of the object between  $t = 0$  and  $t = 2$ .  $\Rightarrow$
6. The observation deck on the 102nd floor of the Empire State Building is 1,224 feet above the ground. If a steel ball is dropped from the observation deck its velocity at time  $t$  is approximately  $v(t) = -32t$  feet per second. Find the average speed between the time it is dropped and the time it hits the ground, and find its speed when it hits the ground.  $\Rightarrow$



## 8.5 WORK

A fundamental concept in classical physics is **work**: If an object is moved in a straight line against a force  $F$  for a distance  $s$  the work done is  $W = Fs$ .

**EXAMPLE 8.5.1** How much work is done in lifting a 10 pound weight vertically a distance of 5 feet? The force due to gravity on a 10 pound weight is 10 pounds at the surface of the earth, and it does not change appreciably over 5 feet. The work done is  $W = 10 \cdot 5 = 50$  foot-pounds.  $\square$

In reality few situations are so simple. The force might not be constant over the range of motion, as in the next example.

**EXAMPLE 8.5.2** How much work is done in lifting a 10 pound weight from the surface of the earth to an orbit 100 miles above the surface? Over 100 miles the force due to gravity does change significantly, so we need to take this into account. The force exerted on a 10 pound weight at a distance  $r$  from the center of the earth is  $F = k/r^2$  and by definition it is 10 when  $r$  is the radius of the earth (we assume the earth is a sphere). How can we approximate the work done? We divide the path from the surface to orbit into  $n$  small subpaths. On each subpath the force due to gravity is roughly constant, with value  $k/r_i^2$  at distance  $r_i$ . The work to raise the object from  $r_i$  to  $r_{i+1}$  is thus approximately  $k/r_i^2 \Delta r$  and the total work is approximately

$$\sum_{i=0}^{n-1} \frac{k}{r_i^2} \Delta r,$$

or in the limit

$$W = \int_{r_0}^{r_1} \frac{k}{r^2} dr,$$

where  $r_0$  is the radius of the earth and  $r_1$  is  $r_0$  plus 100 miles. The work is

$$W = \int_{r_0}^{r_1} \frac{k}{r^2} dr = -\frac{k}{r} \Big|_{r_0}^{r_1} = -\frac{k}{r_1} + \frac{k}{r_0}.$$

Using  $r_0 = 20925525$  feet we have  $r_1 = 21453525$ . The force on the 10 pound weight at the surface of the earth is 10 pounds, so  $10 = k/20925525^2$ , giving  $k = 4378775965256250$ . Then

$$-\frac{k}{r_1} + \frac{k}{r_0} = \frac{491052320000}{95349} \approx 5150052 \text{ foot-pounds.}$$

Note that if we assume the force due to gravity is 10 pounds over the whole distance we would calculate the work as  $10(r_1 - r_0) = 10 \cdot 100 \cdot 5280 = 5280000$ , somewhat higher since we don't account for the weakening of the gravitational force.  $\square$

**EXAMPLE 8.5.3** How much work is done in lifting a 10 kilogram object from the surface of the earth to a distance  $D$  from the center of the earth? This is the same problem as before in different units, and we are not specifying a value for  $D$ . As before

$$W = \int_{r_0}^D \frac{k}{r^2} dr = -\left. \frac{k}{r} \right|_{r_0}^D = -\frac{k}{D} + \frac{k}{r_0}.$$

While “weight in pounds” is a measure of force, “weight in kilograms” is a measure of mass. To convert to force we need to use Newton’s law  $F = ma$ . At the surface of the earth the acceleration due to gravity is approximately 9.8 meters per second squared, so the force is  $F = 10 \cdot 9.8 = 98$ . The units here are “kilogram-meters per second squared” or “kg m/s<sup>2</sup>”, also known as a Newton (N), so  $F = 98$  N. The radius of the earth is approximately 6378.1 kilometers or 6378100 meters. Now the problem proceeds as before. From  $F = k/r^2$  we compute  $k$ :  $98 = k/6378100^2$ ,  $k = 3.986655642 \cdot 10^{15}$ . Then the work is:

$$W = -\frac{k}{D} + 6.250538000 \cdot 10^8 \text{ Newton-meters.}$$

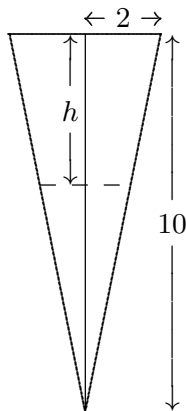
As  $D$  increases  $W$  of course gets larger, since the quantity being subtracted,  $-k/D$ , gets smaller. But note that the work  $W$  will never exceed  $6.250538000 \cdot 10^8$ , and in fact will approach this value as  $D$  gets larger. In short, with a finite amount of work, namely  $6.250538000 \cdot 10^8$  N-m, we can lift the 10 kilogram object as far as we wish from earth; we might also say that this is the work required to lift the object to infinity.  $\square$

Next is an example in which the force is constant, but there are many objects moving different distances.

**EXAMPLE 8.5.4** Suppose that a water tank is shaped like a right circular cone with the tip at the bottom, and has height 10 meters and radius 2 meters at the top. If the tank is full, how much work is required to pump all the water out over the top? Here we have a large number of atoms of water that must be lifted different distances to get to the top of the tank. Fortunately, we don’t really have to deal with individual atoms—we can consider all the atoms at a given depth together.

To approximate the work, we can divide the water in the tank into horizontal sections, approximate the volume of water in a section by a thin disk, and compute the amount of work required to lift each disk to the top of the tank. As usual, we take the limit as the sections get thinner and thinner to get the total work.

At depth  $h$  the circular cross-section through the tank has radius  $r = (10 - h)/5$ , by similar triangles, and area  $\pi(10 - h)^2/25$ . A section of the tank at depth  $h$  thus has volume approximately  $\pi(10 - h)^2/25\Delta h$  and so contains  $\sigma\pi(10 - h)^2/25\Delta h$  kilograms of water,



**Figure 8.5.1** Cross-section of a conical water tank.

where  $\sigma$  is the density of water in kilograms per cubic meter;  $\sigma \approx 1000$ . The force due to gravity on this much water is  $9.8\sigma\pi(10-h)^2/25\Delta h$ , and finally, this section of water must be lifted a distance  $h$ , which requires  $h9.8\sigma\pi(10-h)^2/25\Delta h$  Newton-meters of work. The total work is therefore

$$W = \frac{9.8\sigma\pi}{25} \int_0^{10} h(10-h)^2 dh = \frac{980000}{3}\pi \approx 1026254 \text{ Newton-meters.}$$

□

A spring has a “natural length,” its length if nothing is stretching or compressing it. If the spring is either stretched or compressed the spring provides an opposing force; according to **Hooke’s Law** the magnitude of this force is proportional to the distance the spring has been stretched or compressed:  $F = kx$ . The constant of proportionality,  $k$ , of course depends on the spring. Note that  $x$  here represents the *change* in length from the natural length.

**EXAMPLE 8.5.5** Suppose  $k = 5$  for a given spring that has a natural length of 0.1 meters. Suppose a force is applied that compresses the spring to length 0.08. What is the magnitude of the force? Assuming that the constant  $k$  has appropriate dimensions (namely,  $\text{kg/s}^2$ ), the force is  $5(0.1 - 0.08) = 5(0.02) = 0.1$  Newtons. □

**EXAMPLE 8.5.6** How much work is done in compressing the spring in the previous example from its natural length to 0.08 meters? From 0.08 meters to 0.05 meters? How much work is done to stretch the spring from 0.1 meters to 0.15 meters? We can approximate the work by dividing the distance that the spring is compressed (or stretched) into small subintervals. Then the force exerted by the spring is approximately constant over the subinterval, so the work required to compress the spring from  $x_i$  to  $x_{i+1}$  is approximately

$5(x_i - 0.1)\Delta x$ . The total work is approximately

$$\sum_{i=0}^{n-1} 5(x_i - 0.1)\Delta x$$

and in the limit

$$W = \int_{0.1}^{0.08} 5(x - 0.1) dx = \left. \frac{5(x - 0.1)^2}{2} \right|_{0.1}^{0.08} = \frac{5(0.08 - 0.1)^2}{2} - \frac{5(0.1 - 0.1)^2}{2} = \frac{1}{1000} \text{ N}\cdot\text{m}.$$

The other values we seek simply use different limits. To compress the spring from 0.08 meters to 0.05 meters takes

$$W = \int_{0.08}^{0.05} 5(x - 0.1) dx = \left. \frac{5(x - 0.1)^2}{2} \right|_{0.08}^{0.05} = \frac{5(0.05 - 0.1)^2}{2} - \frac{5(0.08 - 0.1)^2}{2} = \frac{21}{4000} \text{ N}\cdot\text{m}$$

and to stretch the spring from 0.1 meters to 0.15 meters requires

$$W = \int_{0.1}^{0.15} 5(x - 0.1) dx = \left. \frac{5(x - 0.1)^2}{2} \right|_{0.1}^{0.15} = \frac{5(0.15 - 0.1)^2}{2} - \frac{5(0.1 - 0.1)^2}{2} = \frac{1}{160} \text{ N}\cdot\text{m}.$$

□

### Exercises 8.5.

1. How much work is done in lifting a 100 kilogram weight from the surface of the earth to an orbit 35,786 kilometers above the surface of the earth?  $\Rightarrow$
2. How much work is done in lifting a 100 kilogram weight from an orbit 1000 kilometers above the surface of the earth to an orbit 35,786 kilometers above the surface of the earth?  $\Rightarrow$
3. A water tank has the shape of an upright cylinder with radius  $r = 1$  meter and height 10 meters. If the depth of the water is 5 meters, how much work is required to pump all the water out the top of the tank?  $\Rightarrow$
4. Suppose the tank of the previous problem is lying on its side, so that the circular ends are vertical, and that it has the same amount of water as before. How much work is required to pump the water out the top of the tank (which is now 2 meters above the bottom of the tank)?  $\Rightarrow$
5. A water tank has the shape of the bottom half of a sphere with radius  $r = 1$  meter. If the tank is full, how much work is required to pump all the water out the top of the tank?  $\Rightarrow$
6. A spring has constant  $k = 10 \text{ kg/s}^2$ . How much work is done in compressing it 1/10 meter from its natural length?  $\Rightarrow$
7. A force of 2 Newtons will compress a spring from 1 meter (its natural length) to 0.8 meters. How much work is required to stretch the spring from 1.1 meters to 1.5 meters?  $\Rightarrow$
8. A 20 meter long steel cable has density 2 kilograms per meter, and is hanging straight down. How much work is required to lift the entire cable to the height of its top end?  $\Rightarrow$

9. The cable in the previous problem has a 100 kilogram bucket of concrete attached to its lower end. How much work is required to lift the entire cable and bucket to the height of its top end?  $\Rightarrow$
10. Consider again the cable and bucket of the previous problem. How much work is required to lift the bucket 10 meters by raising the cable 10 meters? (The top half of the cable ends up at the height of the top end of the cable, while the bottom half of the cable is lifted 10 meters.)  $\Rightarrow$



# 9

## Transcendental Functions

### 9.1 INVERSE FUNCTIONS

Informally, two functions  $f$  and  $g$  are **inverses** if each reverses, or undoes, the other. More precisely:

**DEFINITION 9.1.1** Two functions  $f$  and  $g$  are inverses if for all  $x$  in the domain of  $g$ ,  $f(g(x)) = x$ , and for all  $x$  in the domain of  $f$ ,  $g(f(x)) = x$ .  $\square$

**EXAMPLE 9.1.2**  $f = x^3$  and  $g = x^{1/3}$  are inverses, since  $(x^3)^{1/3} = x$  and  $(x^{1/3})^3 = x$ .  $\square$

**EXAMPLE 9.1.3**  $f = x^2$  and  $g = x^{1/2}$  are not inverses. While  $(x^{1/2})^2 = x$ , it is not true that  $(x^2)^{1/2} = x$ . For example, with  $x = -2$ ,  $((-2)^2)^{1/2} = 4^{1/2} = 2$ .  $\square$

The problem in the previous example can be traced to the fact that there are two different numbers with square equal to 4. This turns out to be precisely descriptive of functions without inverses.

**DEFINITION 9.1.4** Let  $A$  and  $B$  be sets and let  $f : A \rightarrow B$  be a function. We say that  $f$  is **injective** or **one-to-one** if  $f(x) = f(y)$  implies that  $x = y$ .

We say that  $f$  is **surjective** or **onto** if for every  $b \in B$  there is an  $a \in A$  such that  $f(a) = b$ .

If  $f$  is both injective and surjective, then  $f$  is **bijjective** or **one-to-one and onto**.  $\square$

We are interested only in the case that  $A$  and  $B$  are sets of real numbers, and in this case there is a nice geometric interpretation of injectivity. It is often easy to use this interpretation to decide whether a function is or is not 1-1.

**THEOREM 9.1.5 Horizontal line test** If  $f$  is a function defined on some subset of the real numbers, then  $f$  is injective if and only if every horizontal line intersects the graph of  $f$  at most once. ■

**EXAMPLE 9.1.6** The function  $f = x^2$  fails this test: horizontal lines  $y = k$  for  $k > 0$  intersect the graph of  $f$  twice. (The horizontal line  $y = 0$  does intersect it only once, and lines  $y = k$ ,  $k < 0$ , do not intersect the graph at all.) □

**EXAMPLE 9.1.7** In each of these cases, we assume that  $f: A \rightarrow \mathbb{R}$ , where  $A$  is the set of all real numbers for which  $f$  makes sense.

The function  $f(x) = x$  is bijective.

The function  $f(x) = x^2$  is neither injective nor surjective. If we think of  $f$  as a function from  $\mathbb{R}$  to the non-negative real numbers, then  $f$  is surjective; in other words, if a function is not surjective this is not a major stumbling block.

The function  $f(x) = 1/x$  is injective but not surjective since there is no value of  $x$  such that  $f(x) = 0$ .

The function  $f(x) = x(x-1)(x+1)$  is surjective but not injective;  $f(x) = 0$  for three different values of  $x$ . On the other hand  $\lim_{x \rightarrow \infty} f(x) = \infty$  and  $\lim_{x \rightarrow -\infty} f(x) = -\infty$ . Since  $f$  is continuous on  $\mathbb{R}$ , the intermediate value theorem (2.5.6) guarantees that  $f$  takes all values between  $-\infty$  and  $\infty$ . □

The derivative furnishes us with a convenient criterion for injectivity without explicitly looking for points where injectivity may fail.

**THEOREM 9.1.8** If  $f$  is differentiable and  $f'(x) > 0$  then  $f$  is injective.

**Proof.** Suppose that  $f(a) = f(b)$  for some  $a < b$ . By Rolle's theorem (6.5.1) there exists  $c \in (a, b)$  such that  $f'(c) = (f(b) - f(a))/(b - a) = 0$ , which contradicts the hypothesis that  $f'(x) > 0$ . Hence, if  $f(a) = f(b)$  then  $a = b$ . ■

In the same way, we can see that if  $f'(x) < 0$  then  $f$  is injective.

**EXAMPLE 9.1.9** Let  $f(x) = x^5 + x$ . Since  $f'(x) = 5x^4 + 1 > 0$ ,  $f$  is injective. □

**EXAMPLE 9.1.10** Let  $f(x) = 2x + \sin x$ . Then  $f'(x) = 2 + \cos x \geq 1$  for every  $x$ . Hence,  $f$  is injective. □



**EXAMPLE 9.1.11** Let  $f(x) = x^3$ . This  $f$  is injective although the above theorem does not apply, since  $f'(0) = 0$ . Therefore, the conditions in the theorem are sufficient but not necessary.  $\square$

Our knowledge of derivatives can also lead us to conclude that a function is not injective.

**THEOREM 9.1.12** If  $f$  is continuous and has a local maximum or minimum then  $f$  is not injective.

**Proof.** Suppose that  $f$  has a local maximum at  $x = c$ . Then in some interval  $(c-h, c+h)$ ,  $f(x) \leq f(c)$ . Let  $a \in (c-h, c)$ . If  $f(a) = f(c)$  then  $f$  is not injective; otherwise,  $f(a) < f(c)$ .

Let  $b \in (c, c+h)$ . If  $f(b) = f(c)$  or  $f(b) = f(a)$  then  $f$  is not injective. Otherwise, either  $f(b) < f(a) < f(c)$  or  $f(a) < f(b) < f(c)$ . If  $f(b) < f(a)$  then by the intermediate value theorem, there is a number  $d \in (c, b)$  such that  $f(d) = f(a)$  and so  $f$  is not injective. Likewise, if  $f(a) < f(b)$  then there is a number  $d$  in  $(a, c)$  such that  $f(d) = f(b)$  and so  $f$  is not injective.

In every case, we see that  $f$  is not injective.  $\blacksquare$

To return to our principal interest, inverse functions, we now connect bijections and inverses.

**THEOREM 9.1.13** Suppose  $f: A \rightarrow B$  is a bijection. Then  $f$  has an inverse function  $g: B \rightarrow A$ .

**Proof.** Suppose  $b \in B$ . Since  $f$  is onto, there is an  $a \in A$  such that  $f(a) = b$ . Since  $f$  is 1-1,  $a$  is the only element of  $A$  with this property. We let  $g(b) = a$ . Now it is easy to see that for all  $a \in A$ ,  $g(f(a)) = a$  and for all  $b \in B$ ,  $f(g(b)) = b$ .  $\blacksquare$

We really don't have any choice about how to define  $g$  in this proof; if  $f$  is a bijection, its inverse is completely determined. Thus, instead of using a new symbol  $g$ , we normally refer to the inverse of  $f$  as  $f^{-1}$ .

Unfortunately, it is often difficult to find an explicit formula for the inverse of a given function,  $f$ , even if it is known that  $f$  is bijective. Generally, we attempt to find an inverse in this way:

1. Write  $y = f(x)$ .
2. Interchange  $x$  and  $y$ .
3. Solve for  $y$ .
4. Replace  $y$  with  $f^{-1}(x)$ .

Step 3 is the hard part; indeed it is sometimes impossible to perform using algebraic operations.

**EXAMPLE 9.1.14** Find the inverse of  $f(x) = (2x - 6)/(3x + 7)$ . First we write  $x = (2y - 6)/(3y + 7)$ . Now we solve for  $y$ :

$$\begin{aligned}x &= \frac{2y - 6}{3y + 7} \\x(3y + 7) &= 2y - 6 \\3xy + 7x &= 2y - 6 \\7x + 6 &= 2y - 3xy \\7x + 6 &= y(2 - 3x) \\\frac{7x + 6}{2 - 3x} &= y\end{aligned}$$

Finally, we say  $f^{-1}(x) = (7x + 6)/(2 - 3x)$  □

**EXAMPLE 9.1.15** Find the inverse function of  $f(x) = x^2 - 4x + 8$  where  $x \geq 2$ . What are the domain and range of the inverse function?

First,  $y = x^2 - 4x + 8$  becomes  $x = y^2 - 4y + 8$ . Now we complete the square:  $x = (y - 2)^2 + 4$  and rearrange to get  $x - 4 = (y - 2)^2$ . Since in the original function  $x - 2 \geq 0$ , and we have switched  $x$  and  $y$ , we know that  $y - 2 \geq 0$ . Thus taking the square root, we know  $y - 2 = \sqrt{x - 4}$ , **not**  $y - 2 = -\sqrt{x - 4}$ . Finally we write  $y = f^{-1}(x) = 2 + \sqrt{x - 4}$ . The domain of  $f$  is  $x \geq 4$  and the range is  $y \geq 2$ . □

While simple in principle, this method is sometimes difficult or impossible to apply. For example, consider  $f(x) = x^3 + x$ . Since  $f'(x) = 3x^2 + 1 > 0$  for every  $x$ ,  $f$  is injective. (In fact it is bijective.) To find the inverse as above, we would need to solve  $x = y^3 + y$  for  $y$ ; while possible, this is considerably more difficult than solving the quadratic of the previous example. Some simple looking equations are impossible to solve using algebraic manipulation.

For example, consider  $f(x) = x^5 + x^3 + x + 1$  a “quintic” polynomial (i.e., a fifth degree polynomial). Since  $f'(x) = 5x^4 + 3x^2 + 1 > 0$ ,  $f$  is injective (and indeed  $f$  is bijective). If there were a quintic formula, analogous to the quadratic formula, we could use that to compute  $f^{-1}$ . Unfortunately, no such formula exists—fifth degree equations cannot in general be solved. (There are exceptions;  $x^5 = 1$  can be solved, for example.)

Fortunately, it is often more important to know that a function has an inverse than to be able to come up with an explicit formula. Once an inverse is known to exist, numerical

techniques can often be employed to obtain approximations of the inverse function. Thus, theorem 9.1.8 and proposition 9.1.12 provide useful criteria for deciding whether a function is invertible.

We now turn to the calculus of inverse functions.

**THEOREM 9.1.16** Let  $A$  be an open interval and let  $f : A \rightarrow \mathbb{R}$  be injective and continuous. Then  $f^{-1}$  is continuous on  $f(A)$ .

*Proof.* Since  $A$  is an open interval and  $f$  is injective and continuous it follows by proposition 9.1.12 that  $f$  has no local maxima or minima. Hence,  $f$  is either strictly increasing or strictly decreasing. Without loss of generality,  $f$  is strictly increasing.

Fix  $b \in f(A)$ . Then there exists a unique  $a \in A$  such that  $f(a) = b$ . Let  $\epsilon > 0$  and we may assume that  $(a - \epsilon, a + \epsilon) \subseteq A$ . Let  $\delta = \min\{b - f(a - \epsilon), f(a + \epsilon) - b\}$  and note that  $\delta > 0$  since  $f$  is increasing. Then the interval  $(b - \delta, b + \delta)$  is mapped by  $f^{-1}$  into  $(a - \epsilon, a + \epsilon)$ . Since  $\epsilon$  was arbitrary, it follows that  $f^{-1}$  is continuous at  $b$ . ■

Our principal interest in inverses is the simple relationship between the derivative of a function and its inverse.

**THEOREM 9.1.17 Inverse function theorem** Let  $A$  be an open interval and let  $f : A \rightarrow \mathbb{R}$  be injective and differentiable. If  $f'(x) \neq 0$  for every  $x \in A$  then  $f^{-1}$  is differentiable on  $f(A)$  and  $(f^{-1})'(x) = 1/f'(f^{-1}(x))$ .

*Proof.* Fix  $b \in f(A)$ . Then there exists a unique  $a \in A$  such that  $f(a) = b$ . For  $y \neq b$ , let  $x = f^{-1}(y)$ . Since  $f$  is differentiable, it follows that  $f$  and hence  $f^{-1}$  are continuous.

Then

$$\lim_{y \rightarrow b} \frac{f^{-1}(b) - f^{-1}(y)}{b - y} = \lim_{x \rightarrow a} \frac{a - x}{f(a) - f(x)} = \frac{1}{f'(a)}.$$

In Leibniz notation, this can be written as  $\frac{dx}{dy} = \frac{1}{dy/dx}$ , which is easy to remember since it looks like ordinary fractional algebra.

**EXAMPLE 9.1.18** Let  $f(x) = 3x^3 + 5x - 7$ . Since  $f(0) = -7$ ,  $f^{-1}(-7) = 0$ . Since  $f'(x) = 9x^2 + 5$ ,  $f'(0) = 5$  and so  $(f^{-1})'(-7) = 1/f'(0) = 1/5$ . □

### Exercises 9.1.

- Which of the following functions are injective? Which are surjective? Which are bijective? Sketch the graph of each function to illustrate your answers.
  - $f: \mathbb{R} \rightarrow \mathbb{R}$ ,  $f(x) = x^2$ .

- b.  $f: [0, \infty) \rightarrow \mathbb{R}, f(x) = x^2$ .  
 c.  $f: \mathbb{R} \rightarrow [0, \infty), f(x) = x^2$ .  
 d.  $f: (-\infty, 0] \rightarrow [0, \infty), f(x) = x^2$ .

2. Which of the following functions are injective? Which are surjective? Which are bijective? Sketch the graph of each function to illustrate your answers.

- a.  $f: \mathbb{R} \rightarrow \mathbb{R}, f(x) = x^3$ .  
 b.  $f: [0, \infty) \rightarrow \mathbb{R}, f(x) = \sqrt{x}$ .  
 c.  $f: \mathbb{R} \rightarrow [-1, 1], f(x) = \sin x$ .  
 d.  $f: [0, \pi] \rightarrow [-1, 1], f(x) = \cos x$ .

3. Define

$$f(x) = \begin{cases} -\frac{1}{x} & x \neq 0 \\ 1 & x = 0 \end{cases}$$

Show that  $f$  is not injective on  $\mathbb{R}$ . Show that  $f'(x) > 0$  for  $x \neq 0$ . Why does this not contradict theorem 9.1.8?

4. Define

$$f(x) = \begin{cases} 1 - x & -2 \leq x < 0 \\ 0 & x = 0 \\ 10 + x & 0 < x \leq 2 \end{cases}$$

Show that  $f$  is injective and has a local minimum. Why does this not contradict theorem 9.1.12?

5. If  $A = \mathbb{R}$  sketch the graph of the identity function on  $A$ .  
 6. Find the inverse function of  $f(x) = (4x - 6)/(7x + 5)$ . What are the domain and range of  $f^{-1}$ ?  
 7. Find the inverse function of  $f(x) = 11x/(13x - 6)$ . What are the domain and range of  $f^{-1}$ ?  
 8. Find the inverse function of  $f(x) = ax + b$  when  $a \neq 0$ . What are the domain and range of  $f^{-1}$ ?  
 9. Find the inverse function of  $f(x) = 1/(cx + d)$  when  $c \neq 0$ . What are the domain and range of  $f^{-1}$ ?  
 10. Suppose that  $ad - bc \neq 0$ . Find the inverse function of  $f(x) = (ax + b)/(cx + d)$ . What are the domain and range of  $f^{-1}$ ? (The domain and range will depend on which if any of  $a, b, c,$  and  $d$  are zero.)

Note: The condition  $ad - bc \neq 0$  is a technical condition which ensures that both the domain of  $f$  will be all real numbers with perhaps one exception and that the range of  $f$  will be all real numbers with perhaps one exception.

11. Find the inverse function of  $f(x) = |x - 4|$  for  $x \leq 4$ . What are the domain and range of  $f^{-1}$ ?  
 12. Find the inverse function of  $f(x) = \sqrt{x - 5}$ . What are the domain and range of  $f^{-1}$ ?  
 13. Find the inverse function of  $f(x) = x^3 - 5$ . What are the domain and range of  $f^{-1}$ ?  
 14. Find the inverse function of  $f(x) = x^7 - 2$ . What are the domain and range of  $f^{-1}$ ?  
 15. Find the inverse function of  $f(x) = 2x^2 + 8x - 4$  for  $x \geq -2$ . What are the domain and range of  $f^{-1}$ ?

16. Find the inverse function of  $f(x) = x^2 - 9x + 10$  for  $x \leq 3$ . What are the domain and range of  $f^{-1}$ ?
17. Find the inverse function of  $f(x) = x^2 + bx + c$  for  $x \geq -b/2$ . What are the domain and range of  $f^{-1}$ ?
18. Find the inverse function of  $f(x) = x^2 + bx + c$  for  $x \leq -b/2$ . What are the domain and range of  $f^{-1}$ ?
19. Find the inverse function of  $f(x) = (1 + \sqrt{x})/(1 - \sqrt{x})$ . What are the domain and range of  $f^{-1}$ ?
20. Show that  $f(x) = x^7 + 3x$  has an inverse function on  $\mathbb{R}$ .
21. Show that  $f(x) = x^{19/9} + x^5$  has an inverse function on  $\mathbb{R}$ .
22. Let  $A \subset \mathbb{R}$  and let  $f : A \rightarrow \mathbb{R}$  be injective. Then  $f^{-1}$  exists on  $f(A)$ .  
 Note that the point  $P(a, f(a))$  is on the graph of  $f$  and that  $Q(f(a), a)$  is the corresponding point on the graph of  $f^{-1}$ .  
 a. Show that if  $a \neq f(a)$  then the slope of the line segment  $PQ$  is  $-1$ .  
 b. Conclude that if  $a \neq f(a)$  the line segment  $PQ$  is perpendicular to the graph,  $L$ , of the identity function on  $\mathbb{R}$ .  
 c. Show that the midpoint of  $PQ$  is on  $L$ .  
 d. Conclude that the graph of  $f^{-1}$  is the graph of  $f$  reflected through  $L$ .
23. Let  $f(x) = x^3 + x$ . Sketch the graph of  $f$  and  $f^{-1}$  on the same diagram.
24. Let  $f(x) = x^5 + x^3 + 1$ . Sketch the graph of  $f$  and  $f^{-1}$  on the same diagram.
25.  
 a. Suppose that  $f$  is an increasing function on  $\mathbb{R}$ . What can you say about  $f^{-1}$ ?  
 b. Suppose that  $f$  is a concave up function on  $\mathbb{R}$ . What can you say about  $f^{-1}$ ?  
 In both parts, use exercise 22 to illustrate your claim.
26. Let  $f(x) = 3x^3 + 9x + 4$ . Compute  $(f^{-1})'(4)$ .
27. Let  $f(x) = 2x^2 + 11$ . Show that  $f$  is increasing at  $x = 0$ . Thus, there is an interval  $I$  containing 0 such that  $f$  is injective on  $I$ . Compute  $(f^{-1})'(11)$ .
28. Let  $f(x) = ax + b$  with  $a \neq 0$ . Compute  $(f^{-1})'(b)$ . Why do we need the condition  $a \neq 0$ ?
29. Suppose that  $f$  is injective on some interval containing 3. If  $f(3) = 4$  and  $f'(3) = 6$  what is  $(f^{-1})'(4)$ ?

## 9.2 THE NATURAL LOGARITHM

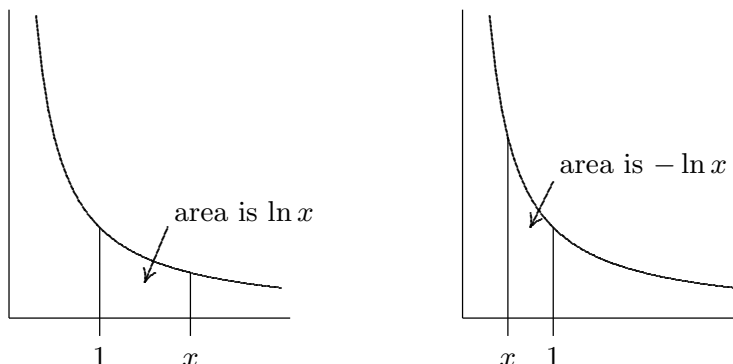
The function  $f(t) = 1/t$  is continuous on  $(0, \infty)$ . By the fundamental theorem of calculus,  $f$  has an antiderivative on the interval with end points  $x$  and 1 whenever  $x > 0$ . This observation allows us to make the following definition.

**DEFINITION 9.2.1** The **natural logarithm**  $\ln(x)$  is an antiderivative of  $1/x$ , given by

$$\ln x = \int_1^x \frac{1}{t} dt.$$

□

Figure 9.2.1 gives a geometric interpretation of  $\ln$ . Note that when  $x < 1$ ,  $\ln x$  is negative.



**Figure 9.2.1**  $\ln(x)$  is an area.

Some properties of this function  $\ln x$  are now easy to see.

**THEOREM 9.2.2** Suppose that  $x, y > 0$  and  $q \in \mathbb{Q}$ .

- a.  $\frac{d}{dx} \ln x = \frac{1}{x}$ .
- b.  $\ln(1) = 0$ .
- c.  $\ln(xy) = \ln x + \ln y$
- d.  $\ln(x/y) = \ln x - \ln y$
- e.  $\ln x^q = q \ln x$ .

**Proof.** Part (a) is simply the Fundamental Theorem of Calculus (7.2.2). Part (b) follows directly from the definition, since

$$\ln(1) = \int_1^1 \frac{1}{t} dt.$$

Part (c) is a bit more involved; start with:

$$\ln(xy) = \int_1^{xy} \frac{1}{t} dt = \int_1^x \frac{1}{t} dt + \int_x^{xy} \frac{1}{t} dt = \ln(x) + \int_x^{xy} \frac{1}{t} dt.$$

In the remaining integral, use the substitution  $u = t/x$  to get

$$\int_x^{xy} \frac{1}{t} dt = \int_1^y \frac{1}{xu} x du = \int_1^y \frac{1}{u} du = \ln(y).$$

Parts (d) and (e) are left as exercises. ■

Part (e) is in fact true for any real number  $q$  (not just rationals) but one of the points of our approach here is to give a rigorous definition of real powers which so far we have not done.

We now turn to the task of sketching the graph of  $\ln x$ .

**THEOREM 9.2.3**  $\ln x$  is increasing and its graph is concave down everywhere.

*Proof.* Since  $\frac{d}{dx} \ln x = 1/x$  is positive for  $x > 0$ , the Mean Value Theorem (6.5.2) implies that  $\ln x$  is increasing. The second derivative of  $\ln x$  is then  $-1/x^2$  which is negative, so the graph is concave down. ■

Notice that this theorem implies that  $\ln x$  is injective.

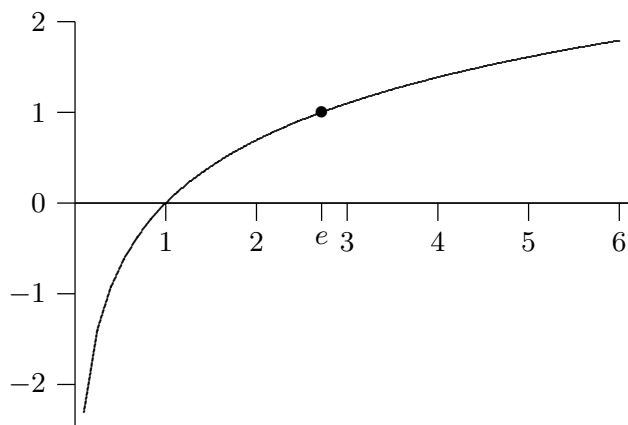
**THEOREM 9.2.4**  $\lim_{x \rightarrow \infty} \ln x = \infty$

*Proof.* Note that  $\ln 2 > 0$  and for  $n \in \mathbb{N}$ ,  $\ln 2^n = n \ln 2$ . Since  $\ln x$  is increasing, when  $x > 2^n$ ,  $\ln(x) > n \ln 2$ . Since  $\lim_{n \rightarrow \infty} n \ln 2 = \infty$ , also  $\lim_{x \rightarrow \infty} \ln x = \infty$ . ■

**COROLLARY 9.2.5**  $\lim_{x \rightarrow 0^+} \ln x = -\infty$

*Proof.* If  $0 < x < 1$ , then  $(1/x) > 1$  and  $\lim_{x \rightarrow 0^+} (1/x) = \infty$ . Let  $y = 1/x$ ; then  $\lim_{x \rightarrow 0^+} \ln x = \lim_{y \rightarrow \infty} \ln(1/y) = \lim_{y \rightarrow \infty} \ln(1) - \ln(y) = \lim_{y \rightarrow \infty} -\ln(y) = -\infty$ . ■

Thus, the domain of  $\ln$  is  $(0, \infty)$  and the range is  $\mathbb{R}$ ;  $\ln(x)$  is shown in figure 9.2.2.



**Figure 9.2.2** The graph of  $\ln(x)$ .

By the intermediate value theorem (2.5.6) there is a number  $e$  such that  $\ln e = 1$ . The number  $e$  is also known as **Napier's constant**.

It turns out that  $e$  is not rational. In fact,  $e$  is not the root of a polynomial with rational coefficients which means that  $e$  is a **transcendental number**. We will not prove these assertions here. The value of  $e$  is approximately 2.718.

**EXAMPLE 9.2.6** Let  $f(x) = \ln(x^5 + 7x + 12)$ . Compute  $f'(x)$ .

$$\text{Using the chain rule: } f'(x) = \frac{1}{x^5 + 7x + 12}(5x + 7). \quad \square$$

**EXAMPLE 9.2.7** Let  $f(x) = \ln(-x)$  for  $x < 0$ . Compute  $f'(x)$ .

$$f'(x) = \frac{1}{-x}(-1) = \frac{1}{x}.$$

So the derivatives of  $\ln(x)$  and  $\ln(-x)$  are the same. Thus, you will often see  $\int \frac{1}{x} dx = \ln|x| + C$  as the general antiderivative of  $1/x$ .  $\square$

**EXAMPLE 9.2.8** Compute  $\int \tan x dx$ .

Use  $u = \cos x$ :

$$\int \tan x dx = \int \frac{\sin x}{\cos x} dx = \int -\frac{1}{u} du = -\ln|u| + C = -\ln|\cos x| + C.$$

Using one of the properties of the logarithm, we could go further:

$$-\ln|\cos x| + C = \ln|(\cos x)^{-1}| + C = \ln|\sec x| + C. \quad \square$$

**EXAMPLE 9.2.9** Let  $f(x) = \frac{x^{18}(x+2)^{6/7}}{(x^{10} + 4x^2 + 1)^6}$ . Compute  $f'(x)$

Computing the derivative directly is straightforward but irritating. We therefore take an indirect approach. Note that  $f(x) > 0$  for every  $x$ . Let  $g(x) = \ln f(x)$ . Then  $g'(x) = f'(x)/f(x)$  and so  $f'(x) = f(x)g'(x)$ . Now

$$\begin{aligned} g(x) &= \ln \left( \frac{x^{18}(x+2)^{6/7}}{(x^{10} + 4x^2 + 1)^6} \right) \\ &= 18 \ln x + \frac{6}{7} \ln(x+2) - 6 \ln(x^{10} + 4x^2 + 1) \end{aligned}$$

Hence,

$$g'(x) = \frac{18}{x} + \frac{6}{7(x+2)} - \frac{6(10x^9 + 8x)}{x^{10} + 4x^2 + 1}.$$

Therefore,

$$f'(x) = \frac{x^{18}(x+2)^{6/7}}{(x^{10} + 4x^2 + 1)^6} \left( \frac{18}{x} + \frac{6}{7(x+2)} - \frac{6(10x^9 + 8x)}{x^{10} + 4x^2 + 1} \right). \quad \square$$



**Exercises 9.2.**

1. Prove parts (d) and (e) of theorem 9.2.2.

In subsequent exercises, it is understood that the arguments in any logarithms are positive unless otherwise stated.

2. Expand  $\ln((x + 45)^7(x - 2))$ .
3. Expand  $\ln \frac{x^3}{3x - 5 + (7/x)}$ .
4. Sketch the graph of  $y = \ln(x - 7)^3 + 14$ .
5. Sketch the graph of  $y = \ln|x|$  for  $x \neq 0$ .
6. Write  $\ln 3x + 17 \ln(x - 2) - 2 \ln(x^2 + 4x + 1)$  as a single logarithm.
7. Differentiate  $f(x) = x \ln x$ .
8. Differentiate  $f(x) = \ln(\ln(3x))$ .
9. Sketch the graph of  $\ln(x^2 - 2x)$ .
10. Differentiate  $f(x) = \frac{1 + \ln(3x^2)}{1 + \ln(4x)}$ .
11. Differentiate  $f(x) = \ln|\sec x + \tan x|$ .
12. Find the second derivative of  $f(x) = \sqrt{\ln(x^4 - 2)}$ .
13. Find the equation of the tangent line to  $f(x) = \ln x$  at  $x = a$ .
14. Differentiate  $f(x) = \frac{x^8(x - 23)^{1/2}}{27x^6(4x - 6)^8}$ .
15. If  $f(x) = \ln(x^3 + 2)$  compute  $f'(e^{1/3})$ .
16. Compute  $\int_1^e \frac{1}{x} dx$ .
17. Compute the derivative with respect to  $x$  of  $\int_1^{\ln x} \ln t dt$ . (Assume that  $x > 1$ .)
18. Compute  $\int_0^{\pi/6} \tan(2x) dx$ .
19. Compute  $\int \frac{\ln x}{x} dx$ .
20. Compute  $\int \frac{\sin(2x)}{1 + \cos^2 x} dx$ .
21. Find the volume of the solid obtained by rotating the region under  $y = 1/\sqrt{x}$  from 1 to  $e$  about the  $x$ -axis.

**9.3 THE EXPONENTIAL FUNCTION**

In this section, we define what is arguably the single most important function in all of mathematics. We have already noted that the function  $\ln x$  is injective, and therefore it has an inverse.

**DEFINITION 9.3.1** The inverse function of  $\ln(x)$  is  $y = \exp(x)$ , called the **natural exponential function**.  $\square$

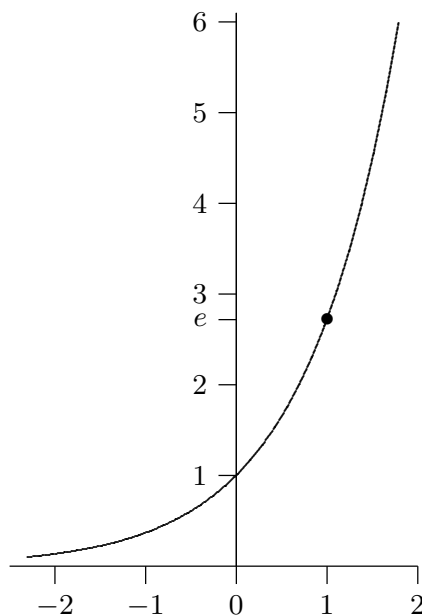
The domain of  $\exp(x)$  is all real numbers and the range is  $(0, \infty)$ . Note that because  $\exp(x)$  is the inverse of  $\ln(x)$ ,  $\exp(\ln x) = x$  for  $x > 0$ , and  $\ln(\exp x) = x$  for all  $x$ . Also, our knowledge of  $\ln(x)$  tells us immediately that  $\exp(1) = e$ ,  $\exp(0) = 1$ ,  $\lim_{x \rightarrow \infty} \exp x = \infty$ , and  $\lim_{x \rightarrow -\infty} \exp x = 0$ .

**THEOREM 9.3.2**  $\frac{d}{dx} \exp(x) = \exp(x)$ .

**Proof.** By the Inverse Function Theorem (9.1.17),  $\exp(x)$  has a derivative everywhere. The theorem also tells us what the derivative is. Alternately, we may compute the derivative using implicit differentiation: Let  $y = \exp x$ , so  $\ln y = x$ . Differentiating with respect to  $x$  we get  $\frac{1}{y} \frac{dy}{dx} = 1$ . Hence,  $\frac{dy}{dx} = y = \exp x$ .  $\blacksquare$

**COROLLARY 9.3.3** Since  $\exp x > 0$ ,  $\exp x$  is an increasing function whose graph is concave up.  $\blacksquare$

The graph of the natural exponential function is indicated in figure 9.3.1. Compare this to the graph of  $\ln x$ , figure 9.2.2.



**Figure 9.3.1** The graph of  $\exp(x)$ .

**COROLLARY 9.3.4** The general antiderivative of  $\exp x$  is  $\exp x + C$ .  $\blacksquare$

Of course, the word “exponential” already has a mathematical meaning, and this meaning extends in a natural way to the exponential function  $\exp(x)$ .

**LEMMA 9.3.5** For any rational number  $q$ ,  $\exp(q) = e^q$ .

*Proof.* Let  $y = e^q$ . Then  $\ln y = \ln(e^q) = q \ln e = q$ , and so  $y = \exp(q)$ . ■

In view of this lemma, we usually write  $\exp(x)$  as  $e^x$  for any real number  $x$ . Conveniently, it turns out that the usual laws of exponents apply to  $e^x$ .

**THEOREM 9.3.6** For every  $x, y \in \mathbb{R}$  and  $q \in \mathbb{Q}$ :

- (a)  $e^{x+y} = e^x e^y$
- (b)  $e^{x-y} = e^x / e^y$
- (c)  $(e^x)^q = e^{xq}$

*Proof.* Parts (b) and (c) are left as exercises. For part (a),  $\ln(e^x e^y) = \ln e^x + \ln e^y = x + y$ , so  $e^x e^y = e^{x+y}$ . ■

**EXAMPLE 9.3.7** Solve  $e^{4x+5} - 3 = 0$  for  $x$ .

If  $e^{4x+5} - 3 = 0$  then  $4x + 5 = \ln 3$  and so  $x = \frac{\ln 3 - 5}{4}$ . □

**EXAMPLE 9.3.8** Find the derivative of  $f(x) = e^{x^3} \sin(4x)$ .

By the product and chain rules,  $f'(x) = 3x^2 e^{x^3} \sin(4x) + 4e^{x^3} \cos(4x)$ . □

**EXAMPLE 9.3.9** Evaluate  $\int x e^{x^2} dx$ .

Let  $u = x^2$ , so  $du = 2x dx$ . Then

$$\int x e^{x^2} dx = \frac{1}{2} \int e^u du = \frac{1}{2} e^u = \frac{1}{2} e^{x^2} + C. \quad \square$$

### Exercises 9.3.

1. Prove parts (b) and (c) of theorem 9.3.6.
2. Solve  $\ln(1 + \sqrt{x}) = 6$  for  $x$ .
3. Solve  $e^{x^2} = 8$  for  $x$ .
4. Solve  $\ln(\ln(x)) = 1$  for  $x$ .
5. Sketch the graph of  $f(x) = e^{4x-5} + 6$ .
6. Sketch the graph of  $f(x) = 3e^{x+6} - 4$ .
7. Find the equation of the tangent line to  $f(x) = e^x$  at  $x = a$ .
8. Compute the derivative of  $f(x) = 3x^2 e^{5x-6}$ .

## 192 Chapter 9 Transcendental Functions

9. Compute the derivative of  $f(x) = e^x - \left(1 + x + \frac{x^2}{2} + \frac{x^3}{3!} + \cdots + \frac{x^n}{n!}\right)$ .
10. Prove that  $e^x > 1$  for  $x \geq 0$ . Then prove that  $e^x > 1 + x$  for  $x \geq 0$ .
11. Using the previous two exercises, prove (using mathematical induction) that  $e^x > 1 + x + \frac{x^2}{2} + \frac{x^3}{3!} + \cdots + \frac{x^n}{n!} = \sum_{k=0}^n \frac{x^k}{k!}$  for  $x \geq 0$ .
12. Use the preceding exercise to show that  $e > 2.7$ .
13. Differentiate  $\frac{e^{kx} + e^{-kx}}{2}$  with respect to  $x$ .
14. Compute  $\lim_{x \rightarrow \infty} \frac{e^x + e^{-x}}{e^x - e^{-x}}$ .
15. Integrate  $5x^4 e^{x^5}$  with respect to  $x$ .
16. Compute  $\int_0^{\pi/3} \cos(2x) e^{\sin 2x} dx$ .
17. Compute  $\int \frac{e^{1/x^2}}{x^3} dx$ .
18. Let  $F(x) = \int_0^{e^x} e^{t^4} dt$ . Compute  $F'(0)$ .
19. If  $f(x) = e^{kx}$  what is  $f^{(940)}(x)$ ?

## 9.4 OTHER BASES

Notice that if  $q \in \mathbb{Q}$  and  $a > 0$  then  $a^q = e^{\ln(a^q)} = e^{q \ln a}$ . This equation motivates the following definition.

**DEFINITION 9.4.1** For  $a > 0$  and  $x \in \mathbb{R}$ , we define  $a^x = e^{x \ln a}$ . The function  $f(x) = a^x$  is the exponential function with base  $a$ . Separately, we define  $0^x = 0$  for  $x > 0$ .  $\square$

Notice also that for  $x \in \mathbb{R}$  and  $a > 0$ ,  $\ln a^x = \ln(e^{x \ln a}) = x \ln a$ . Hence, the power rule for the natural logarithm works even when the power is irrational.

We now show that the familiar rules for exponents are valid.

**THEOREM 9.4.2** For  $x, y \in \mathbb{R}$  and  $a, b > 0$ :

- a  $a^{x+y} = a^x a^y$
- b  $a^{x-y} = a^x / a^y$
- c  $(a^x)^y = a^{xy}$
- d  $(ab)^x = a^x b^x$

*Proof.*

(a) We compute:  $a^{x+y} = e^{(x+y)\ln a} = e^{x\ln a + y\ln a} = e^{x\ln a} e^{y\ln a} = a^x a^y$ .

The proof of (b) is similar and left as an exercise.

(c) We compute:  $(a^x)^y = e^{y\ln(a^x)} = e^{yx\ln a} = a^{xy}$ .

(d) We compute:  $(ab)^x = e^{x\ln(ab)} = e^{x\ln a + x\ln b} = e^{x\ln a} e^{x\ln b} = a^x b^x$ . ■

**THEOREM 9.4.3** If  $f(x) = a^x$  (with  $a > 0$ ) then  $f'(x) = a^x \ln a$ .

*Proof.*

$$f'(x) = \frac{d}{dx}(e^{x\ln a}) = e^{x\ln a} \ln a = a^x \ln a. \quad \blacksquare$$

**COROLLARY 9.4.4** For  $a > 0$  and  $a \neq 1$ ,  $\int a^x dx = \frac{a^x}{\ln a} + C$ . ■

We are now in a position to prove the general power rule.

**THEOREM 9.4.5 Power Rule** If  $f(x) = x^n$ ,  $x > 0$ , and  $n$  is any real number, then  $f'(x) = nx^{n-1}$ .

*Proof.*  $f'(x) = \frac{d}{dx} x^n = \frac{d}{dx} e^{n \ln x} = e^{n \ln x} \frac{n}{x} = \frac{nx^n}{x} = nx^{n-1}$ . ■

The restriction that  $x > 0$  is necessary since we have not defined exponential expressions with negative bases and arbitrary real powers.

We now turn to logarithms base  $a$ . Note that if  $a > 0$  and  $a \neq 1$  then  $a^x \ln a \neq 0$  for every  $x$ . Hence, the function  $f(x) = a^x$  is injective.

**DEFINITION 9.4.6** If  $a > 0$  and  $a \neq 1$ , the inverse of  $a^x$  is called the **logarithmic function base  $a$** . In symbols, we write this function as  $\log_a x$ . □

We exclude  $a = 1$  because  $1^x = 1$  is not injective on any domain containing more than one point.

*Remark.* If  $a = 10$  we usually write  $\log$  instead of  $\log_{10}$ , and of course  $\log_e = \ln$ . In more advanced texts, “log” refers to the natural logarithm.

**THEOREM 9.4.7** The following hold for  $a, x, y > 0$ ,  $a \neq 1$ , and  $q \in \mathbb{R}$ :

a.  $\log_a(xy) = \log_a x + \log_a y$

b.  $\log_a \frac{x}{y} = \log_a x - \log_a y$

c.  $\log_a x^q = q \log_a x$ .

*Proof.* (a) Let  $u = \log_a x$  and  $v = \log_a y$ . Then  $a^u = x$  and  $a^v = y$ , and  $xy = a^u a^v = a^{u+v}$ , so  $\log_a(xy) = u + v = \log_a x + \log_a y$ .

The other parts are left as exercises. ■

When computing decimal approximations to logs of arbitrary bases with a calculator or a computer algebra system the following result comes in handy.

**LEMMA 9.4.8** If  $a, b > 0$ ,  $a, b \neq 1$ , and  $x > 0$ ,  $\log_a x = \frac{\log_b x}{\log_b a}$ .

*Proof.* Let  $y = \log_a x$ , so  $a^y = x$ . Then  $\log_b x = \log_b(a^y) = y \log_b a = \log_a x \log_b a$ . ■

Typically this is useful when  $b = e$  and  $b = 10$ , since calculators can typically compute logarithms to those bases.

**THEOREM 9.4.9**  $\frac{d}{dx} \log_a x = \frac{1}{x \ln a}$ .

*Proof.* By the preceding lemma,  $f(x) = \ln x / \ln a$ , and the derivative is then easy. ■

Finally, we express  $e^x$  as a limit. When  $x = 1$  we get a limit expression for  $e$  which is sometimes taken as the definition of  $e$ .

**THEOREM 9.4.10** If  $x \geq 0$ ,  $e^x = \lim_{n \rightarrow \infty} \left(1 + \frac{x}{n}\right)^n$ .

*Proof.* If  $x = 0$  both expressions are 1.

If  $x > 0$  we begin by rewriting the right side as we have before:

$$\left(1 + \frac{x}{n}\right)^n = \left(e^{\ln(1+x/n)}\right)^n = e^{n \ln(1+x/n)}.$$

Now because  $e^x$  is continuous,

$$\lim_{n \rightarrow \infty} e^{n \ln(1+x/n)} = e^{\lim_{n \rightarrow \infty} n \ln(1+x/n)}.$$

So really we need to compute  $\lim_{n \rightarrow \infty} n \ln(1+x/n)$ , for which we use L'Hôpital's rule:

$$\lim_{n \rightarrow \infty} n \ln(1+x/n) = \lim_{n \rightarrow \infty} \frac{\ln(1+x/n)}{1/n} = \lim_{n \rightarrow \infty} \frac{\frac{1}{1+x/n} \cdot \frac{-x}{n^2}}{-1/n^2} = \lim_{n \rightarrow \infty} \frac{1}{1+x/n} x = x.$$

This same simple fact,  $a = e^{\ln a}$ , is useful in many similar situations. ■

**EXAMPLE 9.4.11** Let  $f(x) = x^x$ ,  $x > 0$ . Compute  $f'(x)$  and  $\lim_{x \rightarrow 0^+} f(x)$ .

Start with  $f(x) = x^x = e^{x \ln x}$ . Then

$$f'(x) = e^{x \ln x} \left( x \frac{1}{x} + \ln x \right) = x^x (1 + \ln x).$$

For the limit, we again notice that

$$\lim_{x \rightarrow 0^+} x^x = \lim_{x \rightarrow 0^+} e^{x \ln x} = e^{\lim_{x \rightarrow 0^+} x \ln x}.$$

Then we compute the limit by L'Hôpital's rule again:

$$\lim_{x \rightarrow 0^+} x \ln x = \lim_{x \rightarrow 0^+} \frac{\ln x}{1/x} = \lim_{x \rightarrow 0^+} \frac{1/x}{-1/x^2} = \lim_{x \rightarrow 0^+} (-x) = 0.$$

Thus  $\lim_{x \rightarrow 0^+} x^x = e^0 = 1$ . □

**EXAMPLE 9.4.12** Compute  $\int_{\pi/6}^{\pi/3} 2^{\cos x} \sin x \, dx$ .

Let  $u = \cos x$ , so  $du = -\sin x \, dx$ . Changing the limits, when  $x = \pi/6$ ,  $u = \sqrt{3}/2$ , and when  $x = \pi/3$ ,  $u = 1/2$ . Then

$$\int_{\pi/6}^{\pi/3} 2^{\cos x} \sin x \, dx = - \int_{\sqrt{3}/2}^{1/2} 2^u \, du = - \left. \frac{2^u}{\ln 2} \right|_{\sqrt{3}/2}^{1/2} = \frac{-2^{1/2} + 2^{\sqrt{3}/2}}{\ln 2}.$$

□

### Exercises 9.4.

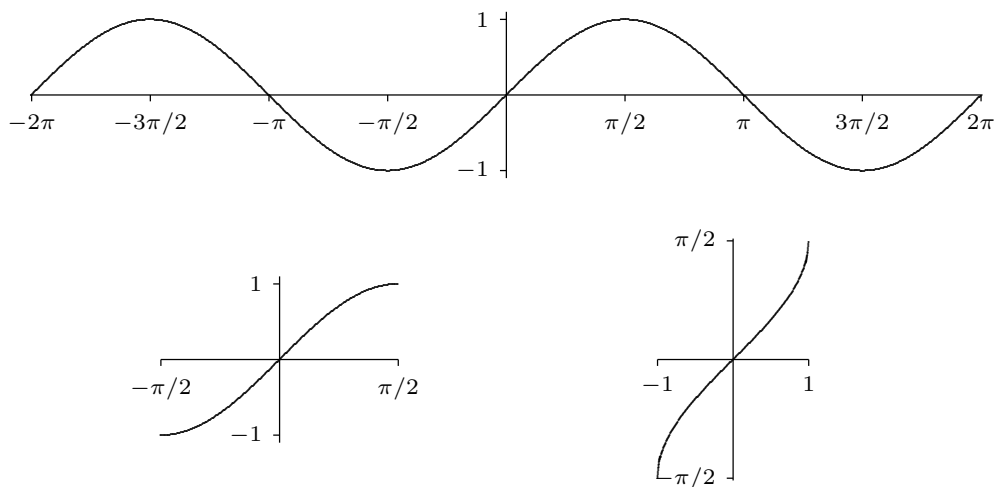
1. Prove part (b) of theorem 9.4.2.
2. Sketch the graph of  $y = a^x$  in the three cases  $a > 1$ ,  $a = 1$ , and  $0 < a < 1$ . What happens to the graph as  $a \rightarrow 0^+$ ? What happens to the graph as  $a \rightarrow \infty$ ?
3. Sketch the graph of  $y = \log_a x$  in the two cases  $a > 1$  and  $0 < a < 1$ . What happens to the graph as  $a \rightarrow 0^+$ ? What happens to the graph as  $a \rightarrow \infty$ ? (Use the previous exercise together with exercise 22 in section 9.1.)
4. Prove parts (b) and (c) of theorem 9.4.7.
5. Sketch the graph of  $y = 3^{6x-1} + 5$ .
6. Sketch the graph of  $y = -(1/2)^{-3x}$ .
7. Sketch the graph of  $y = 4 \log_2(12x + 6) - 2$ .
8. Compute the second derivative of  $f(x) = x^x$ .
9. Compute  $f'(\pi/4)$  when  $f(x) = 5^{\sin 3x} + \log_7 x$ .
10. Compute the derivative of  $f(x) = 3^x - 4x^2 + \sin(3x) - \pi^e$ .

11. Compute  $\int_1^2 3^x - x^3 dx$ .
12. Compute  $\int \sin(2^x)2^x dx$ .
13. Find the area of the region given by  $\{(x, y) \mid 1 \leq x \leq 2, 2^x \leq y \leq 3^x\}$ .
14. Find the average of the function  $f(x) = 2x \cdot 5^{x^2}$  on the interval  $[4, 9]$ .
15. Find the volume of the solid obtained by rotating the region  $\{(x, y) \mid 2 \leq x \leq 4, (\log_2 x)/x \leq y \leq 2^x\}$  about the line  $y = -1$ .
16. Show that  $\log_a x = -\log_{1/a} x$  for any  $a > 0, a \neq 1$ . Interpret this result geometrically; that is, sketch the graph of  $y = \log_a x$  and  $y = \log_{1/a} x$  on the same diagram and point out how the graphs are related to each other.

## 9.5 INVERSE TRIGONOMETRIC FUNCTIONS

The trigonometric functions frequently arise in problems, and often it is necessary to invert the functions, for example, to find an angle with a specified sine. Of course, there are many angles with the same sine, so the sine function doesn't actually have an inverse that reliably "undoes" the sine function. If you know that  $\sin x = 0.5$ , you can't reverse this to discover  $x$ , that is, you can't solve for  $x$ , as there are infinitely many angles with sine 0.5. Nevertheless, it is useful to have something like an inverse to the sine, however imperfect. The usual approach is to pick out some collection of angles that produce all possible values of the sine exactly once. If we "discard" all other angles, the resulting function does have a proper inverse.

The sine takes on all values between  $-1$  and  $1$  exactly once on the interval  $[-\pi/2, \pi/2]$ . If we truncate the sine, keeping only the interval  $[-\pi/2, \pi/2]$ , as shown in figure 9.5.1, then this truncated sine has an inverse function. We call this the inverse sine or the arcsine, and write  $y = \arcsin(x)$ .



**Figure 9.5.1** The sine, the truncated sine, the inverse sine.



Recall that a function and its inverse undo each other in either order, for example,  $(\sqrt[3]{x})^3 = x$  and  $\sqrt[3]{x^3} = x$ . This does not work with the sine and the “inverse sine” because the inverse sine is the inverse of the truncated sine function, not the real sine function. It is true that  $\sin(\arcsin(x)) = x$ , that is, the sine undoes the arcsine. It is not true that the arcsine undoes the sine, for example,  $\sin(5\pi/6) = 1/2$  and  $\arcsin(1/2) = \pi/6$ , so doing first the sine then the arcsine does not get us back where we started. This is because  $5\pi/6$  is not in the domain of the truncated sine. If we start with an angle between  $-\pi/2$  and  $\pi/2$  then the arcsine does reverse the sine:  $\sin(\pi/6) = 1/2$  and  $\arcsin(1/2) = \pi/6$ .

What is the derivative of the arcsine? Since this is an inverse function, we can discover the derivative by using implicit differentiation. Suppose  $y = \arcsin(x)$ . Then

$$\sin(y) = \sin(\arcsin(x)) = x.$$

Now taking the derivative of both sides, we get

$$\begin{aligned} y' \cos y &= 1 \\ y' &= \frac{1}{\cos y} \end{aligned}$$

As we expect when using implicit differentiation,  $y$  appears on the right hand side here. We would certainly prefer to have  $y'$  written in terms of  $x$ , and as in the case of  $\ln x$  we can actually do that here. Since  $\sin^2 y + \cos^2 y = 1$ ,  $\cos^2 y = 1 - \sin^2 y = 1 - x^2$ . So  $\cos y = \pm\sqrt{1 - x^2}$ , but which is it—plus or minus? It could in general be either, but this isn't “in general”: since  $y = \arcsin(x)$  we know that  $-\pi/2 \leq y \leq \pi/2$ , and the cosine of an angle in this interval is always positive. Thus  $\cos y = \sqrt{1 - x^2}$  and

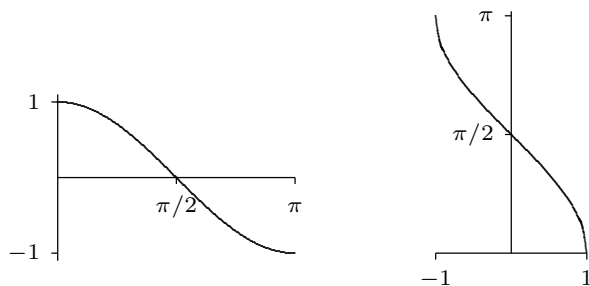
$$\frac{d}{dx} \arcsin(x) = \frac{1}{\sqrt{1 - x^2}}.$$

Note that this agrees with figure 9.5.1: the graph of the arcsine has positive slope everywhere.

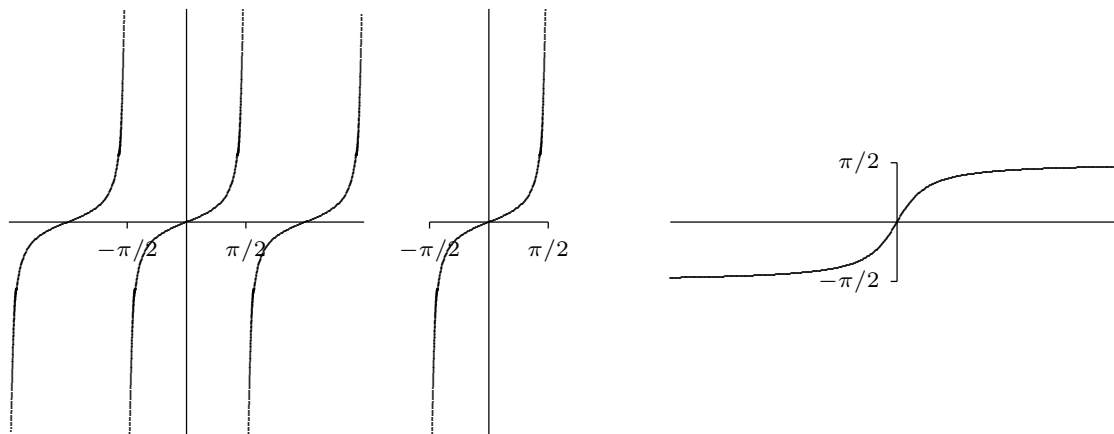
We can do something similar for the cosine. As with the sine, we must first truncate the cosine so that it can be inverted, as shown in figure 9.5.2. Then we use implicit differentiation to find that

$$\frac{d}{dx} \arccos(x) = \frac{-1}{\sqrt{1 - x^2}}.$$

Note that the truncated cosine uses a different interval than the truncated sine, so that if  $y = \arccos(x)$  we know that  $0 \leq y \leq \pi$ . The computation of the derivative of the arccosine is left as an exercise.



**Figure 9.5.2** The truncated cosine, the inverse cosine.



**Figure 9.5.3** The tangent, the truncated tangent, the inverse tangent.

Finally we look at the tangent; the other trigonometric functions also have “partial inverses” but the sine, cosine and tangent are enough for most purposes. The tangent, truncated tangent and inverse tangent are shown in figure 9.5.3; the derivative of the arctangent is left as an exercise.

### Exercises 9.5.

1. Show that the derivative of  $\arccos x$  is  $-\frac{1}{\sqrt{1-x^2}}$ .
2. Show that the derivative of  $\arctan x$  is  $\frac{1}{1+x^2}$ .
3. The inverse of  $\cot$  is usually defined so that the range of  $\operatorname{arccot}$  is  $(0, \pi)$ . Sketch the graph of  $y = \operatorname{arccot} x$ . In the process you will make it clear what the domain of  $\operatorname{arccot}$  is. Find the derivative of the  $\operatorname{arccotangent}$ .  $\Rightarrow$
4. Show that  $\operatorname{arccot} x + \arctan x = \pi/2$ .
5. Find the derivative of  $\arcsin(x^2)$ .  $\Rightarrow$
6. Find the derivative of  $\arctan(e^x)$ .  $\Rightarrow$
7. Find the derivative of  $\arccos(\sin x^3)$   $\Rightarrow$
8. Find the derivative of  $\ln((\arcsin x)^2)$   $\Rightarrow$
9. Find the derivative of  $\arccos e^x$   $\Rightarrow$

10. Find the derivative of  $\arcsin x + \arccos x \Rightarrow$

11. Find the derivative of  $\log_5(\arctan(x^x)) \Rightarrow$

12. Compute  $\int \frac{\operatorname{arcsec} x}{x\sqrt{x^2-1}} dx$

13. Compute  $\int \frac{\ln(\arcsin x)}{\arcsin x\sqrt{1-x^2}} dx$

14. Compute  $\int_0^{\sqrt{2}} \left(1 + x^3 + xe^{x^2} - \frac{1}{1+x^2}\right) dx$

15. Compute  $\int \frac{dx}{1+9x^2}$

16. Find the equation of the tangent line to  $f(x) = \operatorname{arccsc} x$  at  $x = \pi/6$ .

17. Let

$$A = \left\{ (x, y) \mid \frac{1}{2} \leq x \leq \frac{\sqrt{3}}{2}, 0 \leq y \leq \frac{1}{(1-x^2)^{1/4}} \right\}.$$

Sketch the region  $A$ . Let  $S$  be the solid obtained from rotating  $A$  about the  $x$ -axis. Compute the volume of  $S$ .

## 9.6 HYPERBOLIC FUNCTIONS

The hyperbolic functions appear with some frequency in applications, and are quite similar in many respects to the trigonometric functions. This is a bit surprising given our initial definitions.

**DEFINITION 9.6.1** The **hyperbolic cosine** is the function

$$\cosh x = \frac{e^x + e^{-x}}{2},$$

and the **hyperbolic sine** is the function

$$\sinh x = \frac{e^x - e^{-x}}{2}.$$

□

Notice that  $\cosh$  is even (that is,  $\cosh(-x) = \cosh(x)$ ) while  $\sinh$  is odd ( $\sinh(-x) = -\sinh(x)$ ), and  $\cosh x + \sinh x = e^x$ . Also, for all  $x$ ,  $\cosh x > 0$ , while  $\sinh x = 0$  if and only if  $e^x - e^{-x} = 0$ , which is true precisely when  $x = 0$ .

**LEMMA 9.6.2** The range of  $\cosh x$  is  $[1, \infty)$ .

**Proof.** Let  $y = \cosh x$ . We solve for  $x$ :

$$\begin{aligned} y &= \frac{e^x + e^{-x}}{2} \\ 2y &= e^x + e^{-x} \\ 2ye^x &= e^{2x} + 1 \\ 0 &= e^{2x} - 2ye^x + 1 \\ e^x &= \frac{2y \pm \sqrt{4y^2 - 4}}{2} \\ e^x &= y \pm \sqrt{y^2 - 1} \end{aligned}$$

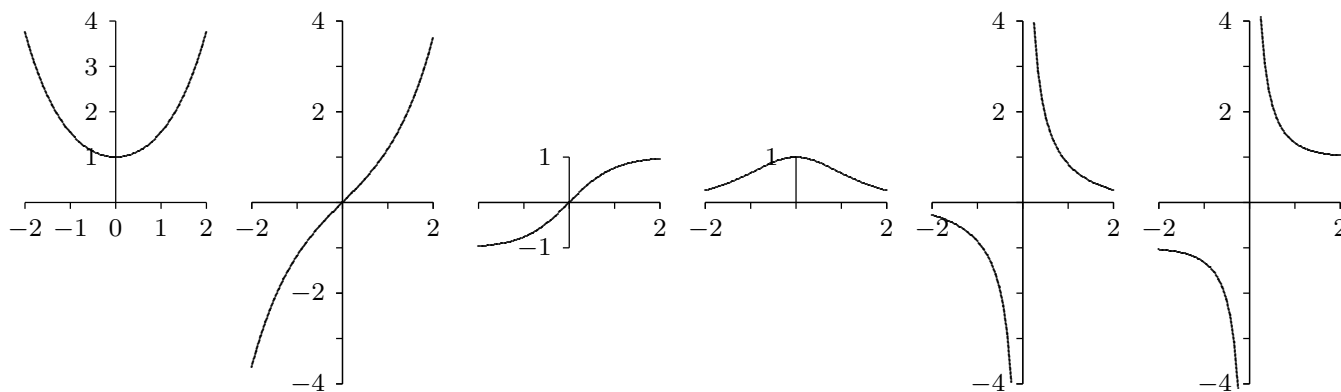
From the last equation, we see  $y^2 \geq 1$ , and since  $y \geq 0$ , it follows that  $y \geq 1$ .

Now suppose  $y \geq 1$ , so  $y \pm \sqrt{y^2 - 1} > 0$ . Then  $x = \ln(y \pm \sqrt{y^2 - 1})$  is a real number, and  $y = \cosh x$ , so  $y$  is in the range of  $\cosh(x)$ . ■

**DEFINITION 9.6.3** The other hyperbolic functions are

$$\begin{aligned} \tanh x &= \frac{\sinh x}{\cosh x} \\ \coth x &= \frac{\cosh x}{\sinh x} \\ \operatorname{sech} x &= \frac{1}{\cosh x} \\ \operatorname{csch} x &= \frac{1}{\sinh x} \end{aligned}$$

The domain of  $\coth$  and  $\operatorname{csch}$  is  $x \neq 0$  while the domain of the other hyperbolic functions is all real numbers. Graphs are shown in figure 9.6.1 □



**Figure 9.6.1** The hyperbolic functions:  $\cosh$ ,  $\sinh$ ,  $\tanh$ ,  $\operatorname{sech}$ ,  $\operatorname{csch}$ ,  $\coth$ .

Certainly the hyperbolic functions do not closely resemble the trigonometric functions graphically. But they do have analogous properties, beginning with the following identity.

**THEOREM 9.6.4** For all  $x$  in  $\mathbb{R}$ ,  $\cosh^2 x - \sinh^2 x = 1$ .

*Proof.* The proof is a straightforward computation:

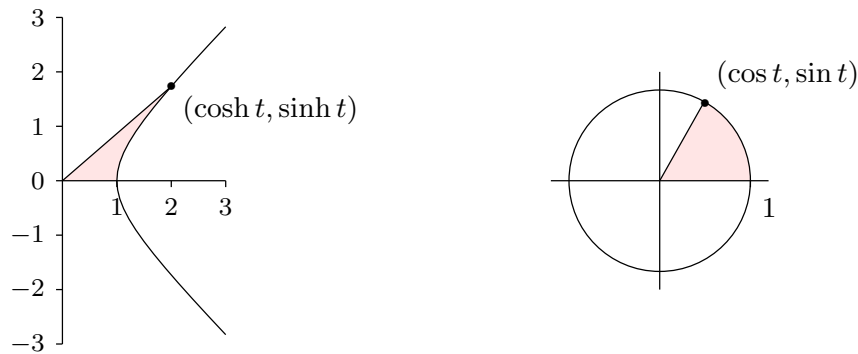
$$\cosh^2 x - \sinh^2 x = \frac{(e^x + e^{-x})^2}{4} - \frac{(e^x - e^{-x})^2}{4} = \frac{e^{2x} + 2 + e^{-2x} - e^{2x} + 2 - e^{-2x}}{4} = \frac{4}{4} = 1.$$

■

This immediately gives two additional identities:

$$1 - \tanh^2 x = \operatorname{sech}^2 x \quad \text{and} \quad \coth^2 x - 1 = \operatorname{csch}^2 x.$$

The identity of the theorem also helps to provide a geometric motivation. Recall that the graph of  $x^2 - y^2 = 1$  is a hyperbola with asymptotes  $x = \pm y$  whose  $x$ -intercepts are  $\pm 1$ . If  $(x, y)$  is a point on the right half of the hyperbola, and if we let  $x = \cosh t$ , then  $y = \pm \sqrt{x^2 - 1} = \pm \sqrt{\cosh^2 t - 1} = \pm \sinh t$ . So for some suitable  $t$ ,  $\cosh t$  and  $\sinh t$  are the coordinates of a typical point on the hyperbola. In fact, it turns out that  $t$  is twice the area shown in the first graph of figure 9.6.2. Even this is analogous to trigonometry;  $\cos t$  and  $\sin t$  are the coordinates of a typical point on the unit circle, and  $t$  is twice the area shown in the second graph of figure 9.6.2.



**Figure 9.6.2** Geometric definitions of  $\sin$ ,  $\cos$ ,  $\sinh$ ,  $\cosh$ :  $t$  is twice the shaded area in each figure.

Given the definitions of the hyperbolic functions, finding their derivatives is straightforward. Here again we see similarities to the trigonometric functions.

**THEOREM 9.6.5**  $\frac{d}{dx} \cosh x = \sinh x$  and  $\frac{d}{dx} \sinh x = \cosh x$ .

**Proof.**  $\frac{d}{dx} \cosh x = \frac{d}{dx} \frac{e^x + e^{-x}}{2} = \frac{e^x - e^{-x}}{2} = \sinh x$ , and  $\frac{d}{dx} \sinh x = \frac{d}{dx} \frac{e^x - e^{-x}}{2} = \frac{e^x + e^{-x}}{2} = \cosh x$ . ■

Of course, this immediately gives us two anti-derivatives as well.

Since  $\cosh x > 0$ ,  $\sinh x$  is increasing and hence injective, so  $\sinh x$  has an inverse,  $\operatorname{arcsinh} x$ . Also,  $\sinh x > 0$  when  $x > 0$ , so  $\cosh x$  is injective on  $[0, \infty)$  and has a (partial) inverse,  $\operatorname{arccosh} x$ . The other hyperbolic functions have inverses as well, though  $\operatorname{arcsech} x$  is only a partial inverse. We may compute the derivatives of these functions as we have other inverse functions.

**THEOREM 9.6.6**  $\frac{d}{dx} \operatorname{arcsinh} x = \frac{1}{\sqrt{1+x^2}}$ .

**Proof.** Let  $y = \operatorname{arcsinh} x$ , so  $\sinh y = x$ . Then  $\frac{d}{dx} \sinh y = \cosh(y) \cdot y' = 1$ , and so  $y' = \frac{1}{\cosh y} = \frac{1}{\sqrt{1+\sinh^2 y}} = \frac{1}{\sqrt{1+x^2}}$ . ■

The other derivatives are left to the exercises.

### Exercises 9.6.

- Show that the range of  $\sinh x$  is all real numbers. (Hint: show that if  $y = \sinh x$  then  $x = \ln(y + \sqrt{y^2 + 1})$ .)
- Compute the following limits:
  - $\lim_{x \rightarrow \infty} \cosh x$
  - $\lim_{x \rightarrow \infty} \sinh x$
  - $\lim_{x \rightarrow \infty} \tanh x$
  - $\lim_{x \rightarrow \infty} (\cosh x - \sinh x)$   
 $\Rightarrow$
- Show that the range of  $\tanh x$  is  $(-1, 1)$ . What are the ranges of  $\operatorname{coth}$ ,  $\operatorname{sech}$ , and  $\operatorname{csch}$ ? (Use the fact that they are reciprocal functions.)
- Prove that for every  $x, y \in \mathbb{R}$ ,  $\sinh(x + y) = \sinh x \cosh y + \cosh x \sinh y$ . Obtain a similar identity for  $\sinh(x - y)$ .
- Prove that for every  $x, y \in \mathbb{R}$ ,  $\cosh(x + y) = \cosh x \cosh y + \sinh x \sinh y$ . Obtain a similar identity for  $\cosh(x - y)$ .
- Use exercises 4 and 5 to show that  $\sinh(2x) = 2 \sinh x \cosh x$  and  $\cosh(2x) = \cosh^2 x + \sinh^2 x$  for every  $x$ . Conclude also that  $(\cosh(2x) - 1)/2 = \sinh^2 x$  and  $(\cosh(2x) + 1)/2 = \cosh^2 x$ .
- Show that  $\frac{d}{dx}(\tanh x) = \operatorname{sech}^2 x$ . Compute the derivatives of the remaining hyperbolic functions as well.

8. What are the domains of the six inverse hyperbolic functions?
9. Sketch the graphs of all six inverse hyperbolic functions.
10. Compute  $\int \sqrt{x^2 + 1} dx$ . (Hint: make the substitution  $x = \sinh(u)$  and then use exercise 6.)
11. Fix  $t > 0$ . The shaded region in the left-hand graph in figure 9.6.2 is bounded by  $y = x \tanh t$ ,  $y = 0$ , and  $x^2 - y^2 = 1$ . Prove that twice the area of this region is  $t$ .





# 10

## Techniques of Integration

### 10.1 POWERS OF SINE AND COSINE

Functions consisting of products of the sine and cosine can be integrated by using substitution and trigonometric identities. These can sometimes be tedious, but the technique is straightforward. Some examples will suffice to explain the approach.

**EXAMPLE 10.1.1** Evaluate  $\int \sin^5 x \, dx$ . Rewrite the function:

$$\int \sin^5 x \, dx = \int \sin x \sin^4 x \, dx = \int \sin x (\sin^2 x)^2 \, dx = \int \sin x (1 - \cos^2 x)^2 \, dx.$$

Now use  $u = \cos x$ ,  $du = -\sin x \, dx$ :

$$\begin{aligned} \int \sin x (1 - \cos^2 x)^2 \, dx &= \int -(1 - u^2)^2 \, du \\ &= \int -(1 - 2u^2 + u^4) \, du \\ &= -u + \frac{2}{3}u^3 - \frac{1}{5}u^5 + C \\ &= -\cos x + \frac{2}{3}\cos^3 x - \frac{1}{5}\cos^5 x + C. \end{aligned}$$

□

**EXAMPLE 10.1.2** Evaluate  $\int \sin^6 x \, dx$ . Use  $\sin^2 x = (1 - \cos(2x))/2$  to rewrite the function:

$$\begin{aligned} \int \sin^6 x \, dx &= \int (\sin^2 x)^3 \, dx = \int \frac{(1 - \cos 2x)^3}{8} \, dx \\ &= \frac{1}{8} \int 1 - 3 \cos 2x + 3 \cos^2 2x - \cos^3 2x \, dx. \end{aligned}$$

Now we have four integrals to evaluate:

$$\int 1 \, dx = x$$

and

$$\int -3 \cos 2x \, dx = -\frac{3}{2} \sin 2x$$

are easy. The  $\cos^3 2x$  integral is like the previous example:

$$\begin{aligned} \int -\cos^3 2x \, dx &= \int -\cos 2x \cos^2 2x \, dx \\ &= \int -\cos 2x(1 - \sin^2 2x) \, dx \\ &= \int -\frac{1}{2}(1 - u^2) \, du \\ &= -\frac{1}{2} \left( u - \frac{u^3}{3} \right) \\ &= -\frac{1}{2} \left( \sin 2x - \frac{\sin^3 2x}{3} \right). \end{aligned}$$

And finally we use another trigonometric identity,  $\cos^2 x = (1 + \cos(2x))/2$ :

$$\int 3 \cos^2 2x \, dx = 3 \int \frac{1 + \cos 4x}{2} \, dx = \frac{3}{2} \left( x + \frac{\sin 4x}{4} \right).$$

So at long last we get

$$\int \sin^6 x \, dx = \frac{x}{8} - \frac{3}{16} \sin 2x - \frac{1}{16} \left( \sin 2x - \frac{\sin^3 2x}{3} \right) + \frac{3}{16} \left( x + \frac{\sin 4x}{4} \right) + C. \quad \square$$

**EXAMPLE 10.1.3** Evaluate  $\int \sin^2 x \cos^2 x \, dx$ . Use the formulas  $\sin^2 x = (1 - \cos(2x))/2$  and  $\cos^2 x = (1 + \cos(2x))/2$  to get:

$$\int \sin^2 x \cos^2 x \, dx = \int \frac{1 - \cos(2x)}{2} \cdot \frac{1 + \cos(2x)}{2} \, dx.$$

The remainder is left as an exercise. □

**Exercises 10.1.**

Find the antiderivatives.

1.  $\int \sin^2 x \, dx \Rightarrow$

2.  $\int \sin^3 x \, dx \Rightarrow$

3.  $\int \sin^4 x \, dx \Rightarrow$

4.  $\int \cos^2 x \sin^3 x \, dx \Rightarrow$

5.  $\int \cos^3 x \, dx \Rightarrow$

6.  $\int \sin^2 x \cos^2 x \, dx \Rightarrow$

7.  $\int \cos^3 x \sin^2 x \, dx \Rightarrow$

8.  $\int \sin x (\cos x)^{3/2} \, dx \Rightarrow$

9.  $\int \sec^2 x \csc^2 x \, dx \Rightarrow$

10.  $\int \tan^3 x \sec x \, dx \Rightarrow$

**10.2 TRIGONOMETRIC SUBSTITUTIONS**

So far we have seen that it sometimes helps to replace a subexpression of a function by a single variable. Occasionally it can help to replace the original variable by something more complicated. This seems like a “reverse” substitution, but it is really no different in principle than ordinary substitution.

**EXAMPLE 10.2.1** Evaluate  $\int \sqrt{1-x^2} \, dx$ . Let  $x = \sin u$  so  $dx = \cos u \, du$ . Then

$$\int \sqrt{1-x^2} \, dx = \int \sqrt{1-\sin^2 u} \cos u \, du = \int \sqrt{\cos^2 u} \cos u \, du.$$

We would like to replace  $\sqrt{\cos^2 u}$  by  $\cos u$ , but this is valid only if  $\cos u$  is positive, since  $\sqrt{\cos^2 u}$  is positive. Consider again the substitution  $x = \sin u$ . We could just as well think of this as  $u = \arcsin x$ . If we do, then by the definition of the arcsine,  $-\pi/2 \leq u \leq \pi/2$ , so  $\cos u \geq 0$ . Then we continue:

$$\begin{aligned} \int \sqrt{\cos^2 u} \cos u \, du &= \int \cos^2 u \, du = \int \frac{1 + \cos 2u}{2} \, du = \frac{u}{2} + \frac{\sin 2u}{4} + C \\ &= \frac{\arcsin x}{2} + \frac{\sin(2 \arcsin x)}{4} + C. \end{aligned}$$

This is a perfectly good answer, though the term  $\sin(2 \arcsin x)$  is a bit unpleasant. It is possible to simplify this. Using the identity  $\sin 2x = 2 \sin x \cos x$ , we can write  $\sin 2u = 2 \sin u \cos u = 2 \sin(\arcsin x) \sqrt{1-\sin^2 u} = 2x \sqrt{1-\sin^2(\arcsin x)} = 2x \sqrt{1-x^2}$ . Then the full antiderivative is

$$\frac{\arcsin x}{2} + \frac{2x \sqrt{1-x^2}}{4} = \frac{\arcsin x}{2} + \frac{x \sqrt{1-x^2}}{2} + C.$$

□

This type of substitution is usually indicated when the function you wish to integrate contains a polynomial expression that might allow you to use the fundamental identity  $\sin^2 x + \cos^2 x = 1$  in one of three forms:

$$\cos^2 x = 1 - \sin^2 x \quad \sec^2 x = 1 + \tan^2 x \quad \tan^2 x = \sec^2 x - 1.$$

If your function contains  $1 - x^2$ , as in the example above, try  $x = \sin u$ ; if it contains  $1 + x^2$  try  $x = \tan u$ ; and if it contains  $x^2 - 1$ , try  $x = \sec u$ . Sometimes you will need to try something a bit different to handle constants other than one.

**EXAMPLE 10.2.2** Evaluate  $\int \sqrt{4 - 9x^2} dx$ . We start by rewriting this so that it looks more like the previous example:

$$\int \sqrt{4 - 9x^2} dx = \int \sqrt{4(1 - (3x/2)^2)} dx = \int 2\sqrt{1 - (3x/2)^2} dx.$$

Now let  $3x/2 = \sin u$  so  $(3/2) dx = \cos u du$  or  $dx = (2/3) \cos u du$ . Then

$$\begin{aligned} \int 2\sqrt{1 - (3x/2)^2} dx &= \int 2\sqrt{1 - \sin^2 u} (2/3) \cos u du = \frac{4}{3} \int \cos^2 u du \\ &= \frac{4u}{6} + \frac{4 \sin 2u}{12} + C \\ &= \frac{2 \arcsin(3x/2)}{3} + \frac{2 \sin u \cos u}{3} + C \\ &= \frac{2 \arcsin(3x/2)}{3} + \frac{2 \sin(\arcsin(3x/2)) \cos(\arcsin(3x/2))}{3} + C \\ &= \frac{2 \arcsin(3x/2)}{3} + \frac{2(3x/2)\sqrt{1 - (3x/2)^2}}{3} + C \\ &= \frac{2 \arcsin(3x/2)}{3} + \frac{x\sqrt{4 - 9x^2}}{2} + C, \end{aligned}$$

using some of the work from example 10.2.1. □

**EXAMPLE 10.2.3** Evaluate  $\int \sqrt{1 + x^2} dx$ . Let  $x = \tan u$ ,  $dx = \sec^2 u du$ , so

$$\int \sqrt{1 + x^2} dx = \int \sqrt{1 + \tan^2 u} \sec^2 u du = \int \sqrt{\sec^2 u} \sec^2 u du.$$

Since  $u = \arctan(x)$ ,  $-\pi/2 \leq u \leq \pi/2$  and  $\sec u \geq 0$ , so  $\sqrt{\sec^2 u} = \sec u$ . Then

$$\int \sqrt{\sec^2 u} \sec^2 u du = \int \sec^3 u du.$$

In problems of this type, two integrals come up frequently:  $\int \sec^3 u du$  and  $\int \sec u du$ . Both have relatively nice expressions but they are a bit tricky to discover.

First we do  $\int \sec u \, du$ , which we will need to compute  $\int \sec^3 u \, du$ :

$$\begin{aligned}\int \sec u \, du &= \int \sec u \frac{\sec u + \tan u}{\sec u + \tan u} \, du \\ &= \int \frac{\sec^2 u + \sec u \tan u}{\sec u + \tan u} \, du.\end{aligned}$$

Now let  $w = \sec u + \tan u$ ,  $dw = \sec u \tan u + \sec^2 u \, du$ , exactly the numerator of the function we are integrating. Thus

$$\begin{aligned}\int \sec u \, du &= \int \frac{\sec^2 u + \sec u \tan u}{\sec u + \tan u} \, du = \int \frac{1}{w} \, dw = \ln |w| + C \\ &= \ln |\sec u + \tan u| + C.\end{aligned}$$

Now for  $\int \sec^3 u \, du$ :

$$\begin{aligned}\sec^3 u &= \frac{\sec^3 u}{2} + \frac{\sec^3 u}{2} = \frac{\sec^3 u}{2} + \frac{(\tan^2 u + 1) \sec u}{2} \\ &= \frac{\sec^3 u}{2} + \frac{\sec u \tan^2 u}{2} + \frac{\sec u}{2} = \frac{\sec^3 u + \sec u \tan^2 u}{2} + \frac{\sec u}{2}.\end{aligned}$$

We already know how to integrate  $\sec u$ , so we just need the first quotient. This is “simply” a matter of recognizing the product rule in action:

$$\int \sec^3 u + \sec u \tan^2 u \, du = \sec u \tan u.$$

So putting these together we get

$$\int \sec^3 u \, du = \frac{\sec u \tan u}{2} + \frac{\ln |\sec u + \tan u|}{2} + C,$$

and reverting to the original variable  $x$ :

$$\begin{aligned}\int \sqrt{1+x^2} \, dx &= \frac{\sec u \tan u}{2} + \frac{\ln |\sec u + \tan u|}{2} + C \\ &= \frac{\sec(\arctan x) \tan(\arctan x)}{2} + \frac{\ln |\sec(\arctan x) + \tan(\arctan x)|}{2} + C \\ &= \frac{x\sqrt{1+x^2}}{2} + \frac{\ln |\sqrt{1+x^2} + x|}{2} + C,\end{aligned}$$

using  $\tan(\arctan x) = x$  and  $\sec(\arctan x) = \sqrt{1 + \tan^2(\arctan x)} = \sqrt{1 + x^2}$ .  $\square$

**Exercises 10.2.**

Find the antiderivatives.

- |  |  |
|--|--|
| 1. $\int \csc x \, dx \Rightarrow$                         | 2. $\int \csc^3 x \, dx \Rightarrow$                     |
| 3. $\int \sqrt{x^2 - 1} \, dx \Rightarrow$                 | 4. $\int \sqrt{9 + 4x^2} \, dx \Rightarrow$              |
| 5. $\int x\sqrt{1 - x^2} \, dx \Rightarrow$                | 6. $\int x^2\sqrt{1 - x^2} \, dx \Rightarrow$            |
| 7. $\int \frac{1}{\sqrt{1 + x^2}} \, dx \Rightarrow$       | 8. $\int \sqrt{x^2 + 2x} \, dx \Rightarrow$              |
| 9. $\int \frac{1}{x^2(1 + x^2)} \, dx \Rightarrow$         | 10. $\int \frac{x^2}{\sqrt{4 - x^2}} \, dx \Rightarrow$  |
| 11. $\int \frac{\sqrt{x}}{\sqrt{1 - x}} \, dx \Rightarrow$ | 12. $\int \frac{x^3}{\sqrt{4x^2 - 1}} \, dx \Rightarrow$ |

**10.3 INTEGRATION BY PARTS**

We have already seen that recognizing the product rule can be useful, when we noticed that

$$\int \sec^3 u + \sec u \tan^2 u \, du = \sec u \tan u.$$

As with substitution, we do not have to rely on insight or cleverness to discover such antiderivatives; there is a technique that will often help to uncover the product rule.

Start with the product rule:

$$\frac{d}{dx} f(x)g(x) = f'(x)g(x) + f(x)g'(x).$$

We can rewrite this as

$$f(x)g(x) = \int f'(x)g(x) \, dx + \int f(x)g'(x) \, dx,$$

and then

$$\int f(x)g'(x) \, dx = f(x)g(x) - \int f'(x)g(x) \, dx.$$

This may not seem particularly useful at first glance, but it turns out that in many cases we have an integral of the form

$$\int f(x)g'(x) \, dx$$

but that

$$\int f'(x)g(x) \, dx$$

is easier. This technique for turning one integral into another is called **integration by parts**, and is usually written in more compact form. If we let  $u = f(x)$  and  $v = g(x)$  then

$du = f'(x) dx$  and  $dv = g'(x) dx$  and

$$\int u dv = uv - \int v du.$$

To use this technique we need to identify likely candidates for  $u = f(x)$  and  $dv = g'(x) dx$ .

**EXAMPLE 10.3.1** Evaluate  $\int x \ln x dx$ . Let  $u = \ln x$  so  $du = 1/x dx$ . Then we must let  $dv = x dx$  so  $v = x^2/2$  and

$$\int x \ln x dx = \frac{x^2 \ln x}{2} - \int \frac{x^2}{2} \frac{1}{x} dx = \frac{x^2 \ln x}{2} - \int \frac{x}{2} dx = \frac{x^2 \ln x}{2} - \frac{x^2}{4} + C.$$

□

**EXAMPLE 10.3.2** Evaluate  $\int x \sin x dx$ . Let  $u = x$  so  $du = dx$ . Then we must let  $dv = \sin x dx$  so  $v = -\cos x$  and

$$\int x \sin x dx = -x \cos x - \int -\cos x dx = -x \cos x + \int \cos x dx = -x \cos x + \sin x + C.$$

□

**EXAMPLE 10.3.3** Evaluate  $\int \sec^3 x dx$ . Of course we already know the answer to this, but we needed to be clever to discover it. Here we'll use the new technique to discover the antiderivative. Let  $u = \sec x$  and  $dv = \sec^2 x dx$ . Then  $du = \sec x \tan x dx$  and  $v = \tan x$  and

$$\begin{aligned} \int \sec^3 x dx &= \sec x \tan x - \int \tan^2 x \sec x dx \\ &= \sec x \tan x - \int (\sec^2 x - 1) \sec x dx \\ &= \sec x \tan x - \int \sec^3 x dx + \int \sec x dx. \end{aligned}$$

At first this looks useless—we're right back to  $\int \sec^3 x \, dx$ . But looking more closely:

$$\begin{aligned} \int \sec^3 x \, dx &= \sec x \tan x - \int \sec^3 x \, dx + \int \sec x \, dx \\ \int \sec^3 x \, dx + \int \sec^3 x \, dx &= \sec x \tan x + \int \sec x \, dx \\ 2 \int \sec^3 x \, dx &= \sec x \tan x + \int \sec x \, dx \\ \int \sec^3 x \, dx &= \frac{\sec x \tan x}{2} + \frac{1}{2} \int \sec x \, dx \\ &= \frac{\sec x \tan x}{2} + \frac{\ln |\sec x + \tan x|}{2} + C. \end{aligned}$$

□

**EXAMPLE 10.3.4** Evaluate  $\int x^2 \sin x \, dx$ . Let  $u = x^2$ ,  $dv = \sin x \, dx$ ; then  $du = 2x \, dx$  and  $v = -\cos x$ . Now  $\int x^2 \sin x \, dx = -x^2 \cos x + \int 2x \cos x \, dx$ . This is better than the original integral, but we need to do integration by parts again. Let  $u = 2x$ ,  $dv = \cos x \, dx$ ; then  $du = 2$  and  $v = \sin x$ , and

$$\begin{aligned} \int x^2 \sin x \, dx &= -x^2 \cos x + \int 2x \cos x \, dx \\ &= -x^2 \cos x + 2x \sin x - \int 2 \sin x \, dx \\ &= -x^2 \cos x + 2x \sin x + 2 \cos x + C. \end{aligned}$$

□

Such repeated use of integration by parts is fairly common, but it can be a bit tedious to accomplish, and it is easy to make errors, especially sign errors involving the subtraction in the formula. There is a nice tabular method to accomplish the calculation that minimizes the chance for error and speeds up the whole process. We illustrate with the previous example. Here is the table:

sign	$u$	$dv$
	$x^2$	$\sin x$
–	$2x$	$-\cos x$
	$2$	$-\sin x$
–	$0$	$\cos x$

or

$u$	$dv$
$x^2$	$\sin x$
$-2x$	$-\cos x$
$2$	$-\sin x$
$0$	$\cos x$



To form the first table, we start with  $u$  at the top of the second column and repeatedly compute the derivative; starting with  $dv$  at the top of the third column, we repeatedly compute the antiderivative. In the first column, we place a “–” in every second row. To form the second table we combine the first and second columns by ignoring the boundary; if you do this by hand, you may simply start with two columns and add a “–” to every second row.

To compute with this second table we begin at the top. Multiply the first entry in column  $u$  by the second entry in column  $dv$  to get  $-x^2 \cos x$ , and add this to the integral of the product of the second entry in column  $u$  and second entry in column  $dv$ . This gives:

$$-x^2 \cos x + \int 2x \cos x \, dx,$$

or exactly the result of the first application of integration by parts. Since this integral is not yet easy, we return to the table. Now we multiply twice on the diagonal,  $(x^2)(-\cos x)$  and  $(-2x)(-\sin x)$  and then once straight across,  $(2)(-\sin x)$ , and combine these as

$$-x^2 \cos x + 2x \sin x - \int 2 \sin x \, dx,$$

giving the same result as the second application of integration by parts. While this integral is easy, we may return yet once more to the table. Now multiply three times on the diagonal to get  $(x^2)(-\cos x)$ ,  $(-2x)(-\sin x)$ , and  $(2)(\cos x)$ , and once straight across,  $(0)(\cos x)$ . We combine these as before to get

$$-x^2 \cos x + 2x \sin x + 2 \cos x + \int 0 \, dx = -x^2 \cos x + 2x \sin x + 2 \cos x + C.$$

Typically we would fill in the table one line at a time, until the “straight across” multiplication gives an easy integral. If we can see that the  $u$  column will eventually become zero, we can instead fill in the whole table; computing the products as indicated will then give the entire integral, including the “+ $C$ ”, as above.

### ***Exercises 10.3.***

Find the antiderivatives.

1.  $\int x \cos x \, dx \Rightarrow$

2.  $\int x^2 \cos x \, dx \Rightarrow$

3.  $\int x e^x \, dx \Rightarrow$

4.  $\int x e^{x^2} \, dx \Rightarrow$

5.  $\int \sin^2 x \, dx \Rightarrow$

6.  $\int \ln x \, dx \Rightarrow$

- |  |  |
|--|--|
| 7. $\int x \arctan x \, dx \Rightarrow$      | 8. $\int x^3 \sin x \, dx \Rightarrow$         |
| 9. $\int x^3 \cos x \, dx \Rightarrow$       | 10. $\int x \sin^2 x \, dx \Rightarrow$        |
| 11. $\int x \sin x \cos x \, dx \Rightarrow$ | 12. $\int \arctan(\sqrt{x}) \, dx \Rightarrow$ |
| 13. $\int \sin(\sqrt{x}) \, dx \Rightarrow$  | 14. $\int \sec^2 x \csc^2 x \, dx \Rightarrow$ |

## 10.4 RATIONAL FUNCTIONS

A **rational function** is a fraction with polynomials in the numerator and denominator. For example,

$$\frac{x^3}{x^2 + x - 6}, \quad \frac{1}{(x - 3)^2}, \quad \frac{x^2 + 1}{x^2 - 1},$$

are all rational functions of  $x$ . There is a general technique called “partial fractions” that, in principle, allows us to integrate any rational function. The algebraic steps in the technique are rather cumbersome if the polynomial in the denominator has degree more than 2, and the technique requires that we factor the denominator, something that is not always possible. However, in practice one does not often run across rational functions with high degree polynomials in the denominator for which one has to find the antiderivative function. So we shall explain how to find the antiderivative of a rational function only when the denominator is a quadratic polynomial  $ax^2 + bx + c$ .

We should mention a special type of rational function that we already know how to integrate: If the denominator has the form  $(ax + b)^n$ , the substitution  $u = ax + b$  will always work. The denominator becomes  $u^n$ , and each  $x$  in the numerator is replaced by  $(u - b)/a$ , and  $dx = du/a$ . While it may be tedious to complete the integration if the numerator has high degree, it is merely a matter of algebra.

**EXAMPLE 10.4.1** Find  $\int \frac{x^3}{(3-2x)^5} dx$ . Using the substitution  $u = 3 - 2x$  we get

$$\begin{aligned} \int \frac{x^3}{(3-2x)^5} dx &= \frac{1}{-2} \int \frac{\left(\frac{u-3}{-2}\right)^3}{u^5} du = \frac{1}{16} \int \frac{u^3 - 9u^2 + 27u - 27}{u^5} du \\ &= \frac{1}{16} \int u^{-2} - 9u^{-3} + 27u^{-4} - 27u^{-5} du \\ &= \frac{1}{16} \left( \frac{u^{-1}}{-1} - \frac{9u^{-2}}{-2} + \frac{27u^{-3}}{-3} - \frac{27u^{-4}}{-4} \right) + C \\ &= \frac{1}{16} \left( \frac{(3-2x)^{-1}}{-1} - \frac{9(3-2x)^{-2}}{-2} + \frac{27(3-2x)^{-3}}{-3} - \frac{27(3-2x)^{-4}}{-4} \right) + C \\ &= -\frac{1}{16(3-2x)} + \frac{9}{32(3-2x)^2} - \frac{9}{16(3-2x)^3} + \frac{27}{64(3-2x)^4} + C \end{aligned}$$

□

We now proceed to the case in which the denominator is a quadratic polynomial. We can always factor out the coefficient of  $x^2$  and put it outside the integral, so we can assume that the denominator has the form  $x^2 + bx + c$ . There are three possible cases, depending on how the quadratic factors: either  $x^2 + bx + c = (x - r)(x - s)$ ,  $x^2 + bx + c = (x - r)^2$ , or it doesn't factor. We can use the quadratic formula to decide which of these we have, and to factor the quadratic if it is possible.

**EXAMPLE 10.4.2** Determine whether  $x^2 + x + 1$  factors, and factor it if possible. The quadratic formula tells us that  $x^2 + x + 1 = 0$  when

$$x = \frac{-1 \pm \sqrt{1-4}}{2}.$$

Since there is no square root of  $-3$ , this quadratic does not factor. □

**EXAMPLE 10.4.3** Determine whether  $x^2 - x - 1$  factors, and factor it if possible. The quadratic formula tells us that  $x^2 - x - 1 = 0$  when

$$x = \frac{1 \pm \sqrt{1+4}}{2} = \frac{1 \pm \sqrt{5}}{2}.$$

Therefore

$$x^2 - x - 1 = \left(x - \frac{1 + \sqrt{5}}{2}\right) \left(x - \frac{1 - \sqrt{5}}{2}\right).$$

□

If  $x^2 + bx + c = (x - r)^2$  then we have the special case we have already seen, that can be handled with a substitution. The other two cases require different approaches.

If  $x^2 + bx + c = (x - r)(x - s)$ , we have an integral of the form

$$\int \frac{p(x)}{(x - r)(x - s)} dx$$

where  $p(x)$  is a polynomial. The first step is to make sure that  $p(x)$  has degree less than 2.

**EXAMPLE 10.4.4** Rewrite  $\int \frac{x^3}{(x - 2)(x + 3)} dx$  in terms of an integral with a numerator that has degree less than 2. To do this we use [long division of polynomials](#) to discover that

$$\frac{x^3}{(x - 2)(x + 3)} = \frac{x^3}{x^2 + x - 6} = x - 1 + \frac{7x - 6}{x^2 + x - 6} = x - 1 + \frac{7x - 6}{(x - 2)(x + 3)},$$

so

$$\int \frac{x^3}{(x - 2)(x + 3)} dx = \int x - 1 dx + \int \frac{7x - 6}{(x - 2)(x + 3)} dx.$$

The first integral is easy, so only the second requires some work. □

Now consider the following simple algebra of fractions:

$$\frac{A}{x - r} + \frac{B}{x - s} = \frac{A(x - s) + B(x - r)}{(x - r)(x - s)} = \frac{(A + B)x - As - Br}{(x - r)(x - s)}.$$

That is, adding two fractions with constant numerator and denominators  $(x - r)$  and  $(x - s)$  produces a fraction with denominator  $(x - r)(x - s)$  and a polynomial of degree less than 2 for the numerator. We want to reverse this process: starting with a single fraction, we want to write it as a sum of two simpler fractions. An example should make it clear how to proceed.

**EXAMPLE 10.4.5** Evaluate  $\int \frac{x^3}{(x - 2)(x + 3)} dx$ . We start by writing  $\frac{7x - 6}{(x - 2)(x + 3)}$  as the sum of two fractions. We want to end up with

$$\frac{7x - 6}{(x - 2)(x + 3)} = \frac{A}{x - 2} + \frac{B}{x + 3}.$$

If we go ahead and add the fractions on the right hand side we get

$$\frac{7x - 6}{(x - 2)(x + 3)} = \frac{(A + B)x + 3A - 2B}{(x - 2)(x + 3)}.$$

So all we need to do is find  $A$  and  $B$  so that  $7x - 6 = (A + B)x + 3A - 2B$ , which is to say, we need  $7 = A + B$  and  $-6 = 3A - 2B$ . This is a problem you've seen before: solve a

system of two equations in two unknowns. There are many ways to proceed; here's one: If  $7 = A + B$  then  $B = 7 - A$  and so  $-6 = 3A - 2B = 3A - 2(7 - A) = 3A - 14 + 2A = 5A - 14$ . This is easy to solve for  $A$ :  $A = 8/5$ , and then  $B = 7 - A = 7 - 8/5 = 27/5$ . Thus

$$\int \frac{7x - 6}{(x - 2)(x + 3)} dx = \int \frac{8}{5} \frac{1}{x - 2} + \frac{27}{5} \frac{1}{x + 3} dx = \frac{8}{5} \ln|x - 2| + \frac{27}{5} \ln|x + 3| + C.$$

The answer to the original problem is now

$$\begin{aligned} \int \frac{x^3}{(x - 2)(x + 3)} dx &= \int x - 1 dx + \int \frac{7x - 6}{(x - 2)(x + 3)} dx \\ &= \frac{x^2}{2} - x + \frac{8}{5} \ln|x - 2| + \frac{27}{5} \ln|x + 3| + C. \end{aligned}$$

□

Now suppose that  $x^2 + bx + c$  doesn't factor. Again we can use long division to ensure that the numerator has degree less than 2, then we complete the square.

**EXAMPLE 10.4.6** Evaluate  $\int \frac{x + 1}{x^2 + 4x + 8} dx$ . The quadratic denominator does not factor. We could complete the square and use a trigonometric substitution, but it is simpler to rearrange the integrand:

$$\int \frac{x + 1}{x^2 + 4x + 8} dx = \int \frac{x + 2}{x^2 + 4x + 8} dx - \int \frac{1}{x^2 + 4x + 8} dx.$$

The first integral is an easy substitution problem, using  $u = x^2 + 4x + 8$ :

$$\int \frac{x + 2}{x^2 + 4x + 8} dx = \frac{1}{2} \int \frac{du}{u} = \frac{1}{2} \ln|x^2 + 4x + 8|.$$

For the second integral we complete the square:

$$x^2 + 4x + 8 = (x + 2)^2 + 4 = 4 \left( \left( \frac{x + 2}{2} \right)^2 + 1 \right),$$

making the integral

$$\frac{1}{4} \int \frac{1}{\left( \frac{x+2}{2} \right)^2 + 1} dx.$$

Using  $u = \frac{x + 2}{2}$  we get

$$\frac{1}{4} \int \frac{1}{\left( \frac{x+2}{2} \right)^2 + 1} dx = \frac{1}{4} \int \frac{2}{u^2 + 1} du = \frac{1}{2} \arctan \left( \frac{x + 2}{2} \right).$$

The final answer is now

$$\int \frac{x + 1}{x^2 + 4x + 8} dx = \frac{1}{2} \ln|x^2 + 4x + 8| - \frac{1}{2} \arctan \left( \frac{x + 2}{2} \right) + C.$$

□

**Exercises 10.4.**

Find the antiderivatives.

1.  $\int \frac{1}{4-x^2} dx \Rightarrow$

3.  $\int \frac{1}{x^2+10x+25} dx \Rightarrow$

5.  $\int \frac{x^4}{4+x^2} dx \Rightarrow$

7.  $\int \frac{x^3}{4+x^2} dx \Rightarrow$

9.  $\int \frac{1}{2x^2-x-3} dx \Rightarrow$

2.  $\int \frac{x^4}{4-x^2} dx \Rightarrow$

4.  $\int \frac{x^2}{4-x^2} dx \Rightarrow$

6.  $\int \frac{1}{x^2+10x+29} dx \Rightarrow$

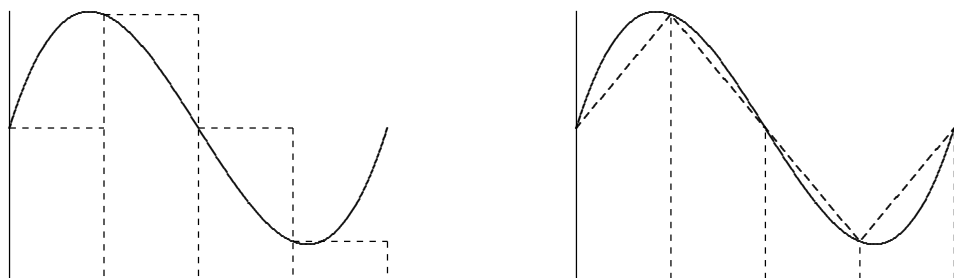
8.  $\int \frac{1}{x^2+10x+21} dx \Rightarrow$

10.  $\int \frac{1}{x^2+3x} dx \Rightarrow$

**10.5 NUMERICAL INTEGRATION**

We have now seen some of the most generally useful methods for discovering antiderivatives, and there are others. Unfortunately, some functions have no simple antiderivatives; in such cases if the value of a definite integral is needed it will have to be approximated. We will see two methods that work reasonably well and yet are fairly simple; in some cases more sophisticated techniques will be needed.

Of course, we already know one way to approximate an integral: if we think of the integral as computing an area, we can add up the areas of some rectangles. While this is quite simple, it is usually the case that a large number of rectangles is needed to get acceptable accuracy. A similar approach is much better: we approximate the area under a curve over a small interval as the area of a trapezoid. In figure 10.5.1 we see an area under a curve approximated by rectangles and by trapezoids; it is apparent that the trapezoids give a substantially better approximation on each subinterval.



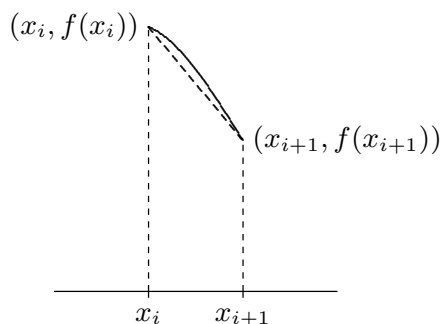
**Figure 10.5.1** Approximating an area with rectangles and with trapezoids. (AP)

As with rectangles, we divide the interval into  $n$  equal subintervals of length  $\Delta x$ . A typical trapezoid is pictured in figure 10.5.2; it has area  $\frac{f(x_i) + f(x_{i+1})}{2} \Delta x$ . If we add up

the areas of all trapezoids we get

$$\begin{aligned} \frac{f(x_0) + f(x_1)}{2} \Delta x + \frac{f(x_1) + f(x_2)}{2} \Delta x + \cdots + \frac{f(x_{n-1}) + f(x_n)}{2} \Delta x = \\ \left( \frac{f(x_0)}{2} + f(x_1) + f(x_2) + \cdots + f(x_{n-1}) + \frac{f(x_n)}{2} \right) \Delta x. \end{aligned}$$

This is usually known as the **Trapezoid Rule**. For a modest number of subintervals this is not too difficult to do with a calculator; a computer can easily do many subintervals.



**Figure 10.5.2** A single trapezoid.

In practice, an approximation is useful only if we know how accurate it is; for example, we might need a particular value accurate to three decimal places. When we compute a particular approximation to an integral, the error is the difference between the approximation and the true value of the integral. For any approximation technique, we need an **error estimate**, a value that is guaranteed to be larger than the actual error. If  $A$  is an approximation and  $E$  is the associated error estimate, then we know that the true value of the integral is between  $A - E$  and  $A + E$ . In the case of our approximation of the integral, we want  $E = E(\Delta x)$  to be a function of  $\Delta x$  that gets small rapidly as  $\Delta x$  gets small. Fortunately, for many functions, there is such an error estimate associated with the trapezoid approximation.

**THEOREM 10.5.1** Suppose  $f$  has a second derivative  $f''$  everywhere on the interval  $[a, b]$ , and  $|f''(x)| \leq M$  for all  $x$  in the interval. With  $\Delta x = (b - a)/n$ , an error estimate for the trapezoid approximation is

$$E(\Delta x) = \frac{b - a}{12} M (\Delta x)^2 = \frac{(b - a)^3}{12n^2} M.$$

■

Let's see how we can use this.

**EXAMPLE 10.5.2** Approximate  $\int_0^1 e^{-x^2} dx$  to two decimal places. The second derivative of  $f = e^{-x^2}$  is  $(4x^2 - 2)e^{-x^2}$ , and it is not hard to see that on  $[0, 1]$ ,  $|(4x^2 - 2)e^{-x^2}| \leq 2$ . We begin by estimating the number of subintervals we are likely to need. To get two decimal places of accuracy, we will certainly need  $E(\Delta x) < 0.005$  or

$$\begin{aligned}\frac{1}{12}(2)\frac{1}{n^2} &< 0.005 \\ \frac{1}{6}(200) &< n^2 \\ 5.77 \approx \sqrt{\frac{100}{3}} &< n\end{aligned}$$

With  $n = 6$ , the error estimate is thus  $1/6^3 < 0.0047$ . We compute the trapezoid approximation for six intervals:

$$\left(\frac{f(0)}{2} + f(1/6) + f(2/6) + \cdots + f(5/6) + \frac{f(1)}{2}\right) \frac{1}{6} \approx 0.74512.$$

So the true value of the integral is between  $0.74512 - 0.0047 = 0.74042$  and  $0.74512 + 0.0047 = 0.74982$ . Unfortunately, the first rounds to 0.74 and the second rounds to 0.75, so we can't be sure of the correct value in the second decimal place; we need to pick a larger  $n$ . As it turns out, we need to go to  $n = 12$  to get two bounds that both round to the same value, which turns out to be 0.75. For comparison, using 12 rectangles to approximate the area gives 0.7727, which is considerably less accurate than the approximation using six trapezoids.

In practice it generally pays to start by requiring better than the maximum possible error; for example, we might have initially required  $E(\Delta x) < 0.001$ , or

$$\begin{aligned}\frac{1}{12}(2)\frac{1}{n^2} &< 0.001 \\ \frac{1}{6}(1000) &< n^2 \\ 12.91 \approx \sqrt{\frac{500}{3}} &< n\end{aligned}$$

Had we immediately tried  $n = 13$  this would have given us the desired answer. □

The trapezoid approximation works well, especially compared to rectangles, because the tops of the trapezoids form a reasonably good approximation to the curve when  $\Delta x$  is fairly small. We can extend this idea: what if we try to approximate the curve more closely,



by using something other than a straight line? The obvious candidate is a parabola: if we can approximate a short piece of the curve with a parabola with equation  $y = ax^2 + bx + c$ , we can easily compute the area under the parabola.

There are an infinite number of parabolas through any two given points, but only one through three given points. If we find a parabola through three consecutive points  $(x_i, f(x_i))$ ,  $(x_{i+1}, f(x_{i+1}))$ ,  $(x_{i+2}, f(x_{i+2}))$  on the curve, it should be quite close to the curve over the whole interval  $[x_i, x_{i+2}]$ , as in figure 10.5.3. If we divide the interval  $[a, b]$  into an even number of subintervals, we can then approximate the curve by a sequence of parabolas, each covering two of the subintervals. For this to be practical, we would like a simple formula for the area under one parabola, namely, the parabola through  $(x_i, f(x_i))$ ,  $(x_{i+1}, f(x_{i+1}))$ , and  $(x_{i+2}, f(x_{i+2}))$ . That is, we should attempt to write down the parabola  $y = ax^2 + bx + c$  through these points and then integrate it, and hope that the result is fairly simple. Although the algebra involved is messy, this turns out to be possible. The algebra is well within the capability of a good computer algebra system like Sage, so we will present the result without all of the algebra; you can see how to do it in this [Sage worksheet](#).

To find the parabola, we solve these three equations for  $a$ ,  $b$ , and  $c$ :

$$\begin{aligned} f(x_i) &= a(x_{i+1} - \Delta x)^2 + b(x_{i+1} - \Delta x) + c \\ f(x_{i+1}) &= a(x_{i+1})^2 + b(x_{i+1}) + c \\ f(x_{i+2}) &= a(x_{i+1} + \Delta x)^2 + b(x_{i+1} + \Delta x) + c \end{aligned}$$

Not surprisingly, the solutions turn out to be quite messy. Nevertheless, Sage can easily compute and simplify the integral to get

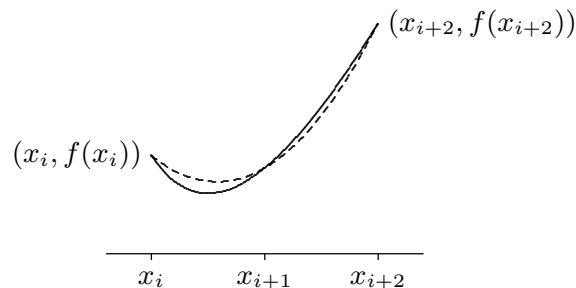
$$\int_{x_{i+1}-\Delta x}^{x_{i+1}+\Delta x} ax^2 + bx + c \, dx = \frac{\Delta x}{3}(f(x_i) + 4f(x_{i+1}) + f(x_{i+2})).$$

Now the sum of the areas under all parabolas is

$$\begin{aligned} \frac{\Delta x}{3}(f(x_0) + 4f(x_1) + f(x_2) + f(x_2) + 4f(x_3) + f(x_4) + \cdots + f(x_{n-2}) + 4f(x_{n-1}) + f(x_n)) = \\ \frac{\Delta x}{3}(f(x_0) + 4f(x_1) + 2f(x_2) + 4f(x_3) + 2f(x_4) + \cdots + 2f(x_{n-2}) + 4f(x_{n-1}) + f(x_n)). \end{aligned}$$

This is just slightly more complicated than the formula for trapezoids; we need to remember the alternating 2 and 4 coefficients; note that  $n$  must be even for this to make sense. This approximation technique is referred to as **Simpson's Rule**.

As with the trapezoid method, this is useful only with an error estimate:



**Figure 10.5.3** A parabola (dashed) approximating a curve (solid). (AP)

**THEOREM 10.5.3** Suppose  $f$  has a fourth derivative  $f^{(4)}$  everywhere on the interval  $[a, b]$ , and  $|f^{(4)}(x)| \leq M$  for all  $x$  in the interval. With  $\Delta x = (b - a)/n$ , an error estimate for Simpson's approximation is

$$E(\Delta x) = \frac{b - a}{180} M (\Delta x)^4 = \frac{(b - a)^5}{180n^4} M.$$

■

**EXAMPLE 10.5.4** Let us again approximate  $\int_0^1 e^{-x^2} dx$  to two decimal places. The fourth derivative of  $f = e^{-x^2}$  is  $(16x^4 - 48x^2 + 12)e^{-x^2}$ ; on  $[0, 1]$  this is at most 12 in absolute value. We begin by estimating the number of subintervals we are likely to need. To get two decimal places of accuracy, we will certainly need  $E(\Delta x) < 0.005$ , but taking a cue from our earlier example, let's require  $E(\Delta x) < 0.001$ :

$$\begin{aligned} \frac{1}{180}(12)\frac{1}{n^4} &< 0.001 \\ \frac{200}{3} &< n^4 \\ 2.86 \approx \sqrt[4]{\frac{200}{3}} &< n \end{aligned}$$

So we try  $n = 4$ , since we need an even number of subintervals. Then the error estimate is  $12/180/4^4 < 0.0003$  and the approximation is

$$(f(0) + 4f(1/4) + 2f(1/2) + 4f(3/4) + f(1))\frac{1}{3 \cdot 4} \approx 0.746855.$$

So the true value of the integral is between  $0.746855 - 0.0003 = 0.746555$  and  $0.746855 + 0.0003 = 0.747155$ , both of which round to 0.75. □

**Exercises 10.5.**

In the following problems, compute the trapezoid and Simpson approximations using 4 subintervals, and compute the error estimate for each. (Finding the maximum values of the second and fourth derivatives can be challenging for some of these; you may use a graphing calculator or computer software to estimate the maximum values.) If you have access to Sage or similar software, approximate each integral to two decimal places. You can use this [Sage worksheet](#) to get started.

1.  $\int_1^3 x \, dx \Rightarrow$

2.  $\int_0^3 x^2 \, dx \Rightarrow$

3.  $\int_2^4 x^3 \, dx \Rightarrow$

4.  $\int_1^3 \frac{1}{x} \, dx \Rightarrow$

5.  $\int_1^2 \frac{1}{1+x^2} \, dx \Rightarrow$

6.  $\int_0^1 x\sqrt{1+x} \, dx \Rightarrow$

7.  $\int_1^5 \frac{x}{1+x} \, dx \Rightarrow$

8.  $\int_0^1 \sqrt{x^3+1} \, dx \Rightarrow$

9.  $\int_0^1 \sqrt{x^4+1} \, dx \Rightarrow$

10.  $\int_1^4 \sqrt{1+1/x} \, dx \Rightarrow$

11. Using Simpson's rule on a parabola  $f(x)$ , even with just two subintervals, gives the exact value of the integral, because the parabolas used to approximate  $f$  will be  $f$  itself. Remarkably, Simpson's rule also computes the integral of a cubic function  $f(x) = ax^3 + bx^2 + cx + d$  exactly. Show this is true by showing that

$$\int_{x_0}^{x_2} f(x) \, dx = \frac{x_2 - x_0}{3 \cdot 2} (f(x_0) + 4f((x_0 + x_2)/2) + f(x_2)).$$

Note that the right hand side of this equation is exactly the Simpson approximation for the cubic. This does require a bit of messy algebra, so you may prefer to use Sage.

**10.6 ADDITIONAL EXERCISES**

These problems require the techniques of this chapter, and are in no particular order. Some problems may be done in more than one way.

1.  $\int (t+4)^3 \, dt \Rightarrow$

2.  $\int t(t^2-9)^{3/2} \, dt \Rightarrow$

3.  $\int (e^{t^2} + 16)te^{t^2} \, dt \Rightarrow$

4.  $\int \sin t \cos 2t \, dt \Rightarrow$

5.  $\int \tan t \sec^2 t \, dt \Rightarrow$

6.  $\int \frac{2t+1}{t^2+t+3} \, dt \Rightarrow$

7.  $\int \frac{1}{t(t^2-4)} \, dt \Rightarrow$

8.  $\int \frac{1}{(25-t^2)^{3/2}} \, dt \Rightarrow$

9.  $\int \frac{\cos 3t}{\sqrt{\sin 3t}} \, dt \Rightarrow$

10.  $\int t \sec^2 t \, dt \Rightarrow$

11.  $\int \frac{e^t}{\sqrt{e^t+1}} \, dt \Rightarrow$

12.  $\int \cos^4 t \, dt \Rightarrow$

13.  $\int \frac{1}{t^2 + 3t} dt \Rightarrow$

15.  $\int \frac{\sec^2 t}{(1 + \tan t)^3} dt \Rightarrow$

17.  $\int e^t \sin t dt \Rightarrow$

19.  $\int \frac{t^3}{(2 - t^2)^{5/2}} dt \Rightarrow$

21.  $\int \frac{\arctan 2t}{1 + 4t^2} dt \Rightarrow$

23.  $\int \sin^3 t \cos^4 t dt \Rightarrow$

25.  $\int \frac{1}{t(\ln t)^2} dt \Rightarrow$

27.  $\int t^3 e^t dt \Rightarrow$

14.  $\int \frac{1}{t^2 \sqrt{1 + t^2}} dt \Rightarrow$

16.  $\int t^3 \sqrt{t^2 + 1} dt \Rightarrow$

18.  $\int (t^{3/2} + 47)^3 \sqrt{t} dt \Rightarrow$

20.  $\int \frac{1}{t(9 + 4t^2)} dt \Rightarrow$

22.  $\int \frac{t}{t^2 + 2t - 3} dt \Rightarrow$

24.  $\int \frac{1}{t^2 - 6t + 9} dt \Rightarrow$

26.  $\int t(\ln t)^2 dt \Rightarrow$

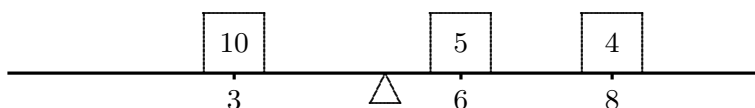
28.  $\int \frac{t + 1}{t^2 + t - 1} dt \Rightarrow$

# 11

## More Applications of Integration

### 11.1 CENTER OF MASS

Suppose a beam is 10 meters long, and that there are three weights on the beam: a 10 kilogram weight 3 meters from the left end, a 5 kilogram weight 6 meters from the left end, and a 4 kilogram weight 8 meters from the left end. Where should a fulcrum be placed so that the beam balances? Let's assign a scale to the beam, from 0 at the left end to 10 at the right, so that we can denote locations on the beam simply as  $x$  coordinates; the weights are at  $x = 3$ ,  $x = 6$ , and  $x = 8$ , as in figure 11.1.1.



**Figure 11.1.1** A beam with three masses.

Suppose to begin with that the fulcrum is placed at  $x = 5$ . What will happen? Each weight applies a force to the beam that tends to rotate it around the fulcrum; this effect is measured by a quantity called **torque**, proportional to the mass times the distance from the fulcrum. Of course, weights on different sides of the fulcrum rotate the beam in opposite directions. We can distinguish this by using a signed distance in the formula for torque. So with the fulcrum at 5, the torques induced by the three weights will be proportional to  $(3 - 5)10 = -20$ ,  $(6 - 5)5 = 5$ , and  $(8 - 5)4 = 12$ . For the beam to balance, the sum of the torques must be zero; since the sum is  $-20 + 5 + 12 = -3$ , the beam rotates counter-clockwise, and to get the beam to balance we need to move the

fulcrum to the left. To calculate exactly where the fulcrum should be, we let  $\bar{x}$  denote the location of the fulcrum when the beam is in balance. The total torque on the beam is then  $(3 - \bar{x})10 + (6 - \bar{x})5 + (8 - \bar{x})4 = 92 - 19\bar{x}$ . Since the beam balances at  $\bar{x}$  it must be that  $92 - 19\bar{x} = 0$  or  $\bar{x} = 92/19 \approx 4.84$ , that is, the fulcrum should be placed at  $x = 92/19$  to balance the beam.

Now suppose that we have a beam with varying density—some portions of the beam contain more mass than other portions of the same size. We want to figure out where to put the fulcrum so that the beam balances.

$m_0$	$m_1$	$m_2$	$m_3$	$m_4$	$m_5$	$m_6$	$m_7$	$m_8$	$m_9$
-------	-------	-------	-------	-------	-------	-------	-------	-------	-------

**Figure 11.1.2** A solid beam.

**EXAMPLE 11.1.1** Suppose the beam is 10 meters long and that the density is  $1 + x$  kilograms per meter at location  $x$  on the beam. To approximate the solution, we can think of the beam as a sequence of weights “on” a beam. For example, we can think of the portion of the beam between  $x = 0$  and  $x = 1$  as a weight sitting at  $x = 0$ , the portion between  $x = 1$  and  $x = 2$  as a weight sitting at  $x = 1$ , and so on, as indicated in figure 11.1.2. We then approximate the mass of the weights by assuming that each portion of the beam has constant density. So the mass of the first weight is approximately  $m_0 = (1 + 0)1 = 1$  kilograms, namely,  $(1 + 0)$  kilograms per meter times 1 meter. The second weight is  $m_1 = (1 + 1)1 = 2$  kilograms, and so on to the tenth weight with  $m_9 = (1 + 9)1 = 10$  kilograms. So in this case the total torque is

$$(0 - \bar{x})m_0 + (1 - \bar{x})m_1 + \cdots + (9 - \bar{x})m_9 = (0 - \bar{x})1 + (1 - \bar{x})2 + \cdots + (9 - \bar{x})10.$$

If we set this to zero and solve for  $\bar{x}$  we get  $\bar{x} = 6$ . In general, if we divide the beam into  $n$  portions, the mass of weight number  $i$  will be  $m_i = (1 + x_i)(x_{i+1} - x_i) = (1 + x_i)\Delta x$  and the torque induced by weight number  $i$  will be  $(x_i - \bar{x})m_i = (x_i - \bar{x})(1 + x_i)\Delta x$ . The total torque is then

$$\begin{aligned} & (x_0 - \bar{x})(1 + x_0)\Delta x + (x_1 - \bar{x})(1 + x_1)\Delta x + \cdots + (x_{n-1} - \bar{x})(1 + x_{n-1})\Delta x \\ &= \sum_{i=0}^{n-1} x_i(1 + x_i)\Delta x - \sum_{i=0}^{n-1} \bar{x}(1 + x_i)\Delta x \\ &= \sum_{i=0}^{n-1} x_i(1 + x_i)\Delta x - \bar{x} \sum_{i=0}^{n-1} (1 + x_i)\Delta x. \end{aligned}$$

If we set this equal to zero and solve for  $\bar{x}$  we get an approximation to the balance point of the beam:

$$\begin{aligned}
 0 &= \sum_{i=0}^{n-1} x_i(1+x_i)\Delta x - \bar{x} \sum_{i=0}^{n-1} (1+x_i)\Delta x \\
 \bar{x} \sum_{i=0}^{n-1} (1+x_i)\Delta x &= \sum_{i=0}^{n-1} x_i(1+x_i)\Delta x \\
 \bar{x} &= \frac{\sum_{i=0}^{n-1} x_i(1+x_i)\Delta x}{\sum_{i=0}^{n-1} (1+x_i)\Delta x}.
 \end{aligned}$$

The denominator of this fraction has a very familiar interpretation. Consider one term of the sum in the denominator:  $(1+x_i)\Delta x$ . This is the density near  $x_i$  times a short length,  $\Delta x$ , which in other words is approximately the mass of the beam between  $x_i$  and  $x_{i+1}$ . When we add these up we get approximately the mass of the beam.

Now each of the sums in the fraction has the right form to turn into an integral, which in turn gives us the exact value of  $\bar{x}$ :

$$\bar{x} = \frac{\int_0^{10} x(1+x) dx}{\int_0^{10} (1+x) dx}.$$

The numerator of this fraction is called the **moment** of the system around zero:

$$\int_0^{10} x(1+x) dx = \int_0^{10} x + x^2 dx = \frac{1150}{3},$$

and the denominator is the mass of the beam:

$$\int_0^{10} (1+x) dx = 60,$$

and the balance point, officially called the **center of mass**, is

$$\bar{x} = \frac{1150}{3} \frac{1}{60} = \frac{115}{18} \approx 6.39.$$

□

It should be apparent that there was nothing special about the density function  $\sigma(x) = 1 + x$  or the length of the beam, or even that the left end of the beam is at the origin. In general, if the density of the beam is  $\sigma(x)$  and the beam covers the interval  $[a, b]$ , the moment of the beam around zero is

$$M_0 = \int_a^b x\sigma(x) dx$$

and the total mass of the beam is

$$M = \int_a^b \sigma(x) dx$$

and the center of mass is at

$$\bar{x} = \frac{M_0}{M}.$$

**EXAMPLE 11.1.2** Suppose a beam lies on the  $x$ -axis between 20 and 30, and has density function  $\sigma(x) = x - 19$ . Find the center of mass. This is the same as the previous example except that the beam has been moved. Note that the density at the left end is  $20 - 19 = 1$  and at the right end is  $30 - 19 = 11$ , as before. Hence the center of mass must be at approximately  $20 + 6.39 = 26.39$ . Let's see how the calculation works out.

$$M_0 = \int_{20}^{30} x(x - 19) dx = \int_{20}^{30} x^2 - 19x dx = \frac{x^3}{3} - \frac{19x^2}{2} \Big|_{20}^{30} = \frac{4750}{3}$$

$$M = \int_{20}^{30} x - 19 dx = \frac{x^2}{2} - 19x \Big|_{20}^{30} = 60$$

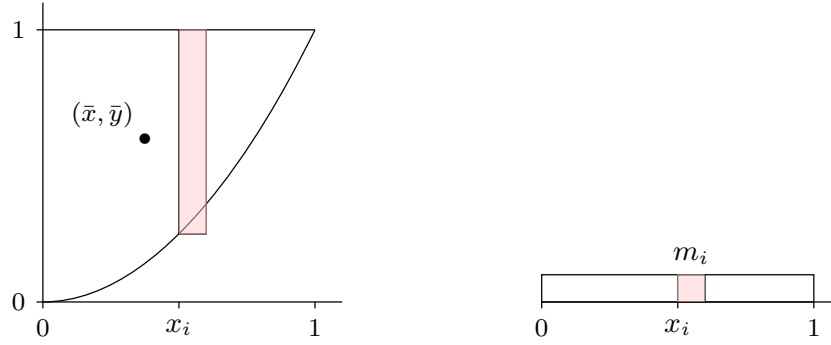
$$\frac{M_0}{M} = \frac{4750}{3} \frac{1}{60} = \frac{475}{18} \approx 26.39.$$

□

**EXAMPLE 11.1.3** Suppose a flat plate of uniform density has the shape contained by  $y = x^2$ ,  $y = 1$ , and  $x = 0$ , in the first quadrant. Find the center of mass. (Since the density is constant, the center of mass depends only on the shape of the plate, not the density, or in other words, this is a purely geometric quantity. In such a case the center of mass is called the **centroid**.)

This is a two dimensional problem, but it can be solved as if it were two one dimensional problems: we need to find the  $x$  and  $y$  coordinates of the center of mass,  $\bar{x}$  and  $\bar{y}$ , and fortunately we can do these independently. Imagine looking at the plate edge on, from below the  $x$ -axis. The plate will appear to be a beam, and the mass of a short section of





**Figure 11.1.3** Center of mass for a two dimensional plate.

the “beam”, say between  $x_i$  and  $x_{i+1}$ , is the mass of a strip of the plate between  $x_i$  and  $x_{i+1}$ . See figure 11.1.3 showing the plate from above and as it appears edge on. Since the plate has uniform density we may as well assume that  $\sigma = 1$ . Then the mass of the plate between  $x_i$  and  $x_{i+1}$  is approximately  $m_i = \sigma(1 - x_i^2)\Delta x = (1 - x_i^2)\Delta x$ . Now we can compute the moment around the  $y$ -axis:

$$M_y = \int_0^1 x(1 - x^2) dx = \frac{1}{4}$$

and the total mass

$$M = \int_0^1 (1 - x^2) dx = \frac{2}{3}$$

and finally

$$\bar{x} = \frac{1}{4} \frac{3}{2} = \frac{3}{8}.$$

Next we do the same thing to find  $\bar{y}$ . The mass of the plate between  $y_i$  and  $y_{i+1}$  is approximately  $n_i = \sqrt{y}\Delta y$ , so

$$M_x = \int_0^1 y\sqrt{y} dy = \frac{2}{5}$$

and

$$\bar{y} = \frac{2}{5} \frac{3}{2} = \frac{3}{5},$$

since the total mass  $M$  is the same. The center of mass is shown in figure 11.1.3.  $\square$

**EXAMPLE 11.1.4** Find the center of mass of a thin, uniform plate whose shape is the region between  $y = \cos x$  and the  $x$ -axis between  $x = -\pi/2$  and  $x = \pi/2$ . It is clear

that  $\bar{x} = 0$ , but for practice let's compute it anyway. We will need the total mass, so we compute it first:

$$M = \int_{-\pi/2}^{\pi/2} \cos x \, dx = \sin x \Big|_{-\pi/2}^{\pi/2} = 2.$$

The moment around the  $y$ -axis is

$$M_y = \int_{-\pi/2}^{\pi/2} x \cos x \, dx = \cos x + x \sin x \Big|_{-\pi/2}^{\pi/2} = 0$$

and the moment around the  $x$ -axis is

$$M_x = \int_0^1 y \cdot 2 \arccos y \, dy = y^2 \arccos y - \frac{y\sqrt{1-y^2}}{2} + \frac{\arcsin y}{2} \Big|_0^1 = \frac{\pi}{4}.$$

Thus

$$\bar{x} = \frac{0}{2}, \quad \bar{y} = \frac{\pi}{8} \approx 0.393. \quad \square$$

### Exercises 11.1.

1. A beam 10 meters long has density  $\sigma(x) = x^2$  at distance  $x$  from the left end of the beam. Find the center of mass  $\bar{x}$ .  $\Rightarrow$
2. A beam 10 meters long has density  $\sigma(x) = \sin(\pi x/10)$  at distance  $x$  from the left end of the beam. Find the center of mass  $\bar{x}$ .  $\Rightarrow$
3. A beam 4 meters long has density  $\sigma(x) = x^3$  at distance  $x$  from the left end of the beam. Find the center of mass  $\bar{x}$ .  $\Rightarrow$
4. Verify that  $\int 2x \arccos x \, dx = x^2 \arccos x - \frac{x\sqrt{1-x^2}}{2} + \frac{\arcsin x}{2} + C$ .
5. A thin plate lies in the region between  $y = x^2$  and the  $x$ -axis between  $x = 1$  and  $x = 2$ . Find the centroid.  $\Rightarrow$
6. A thin plate fills the upper half of the unit circle  $x^2 + y^2 = 1$ . Find the centroid.  $\Rightarrow$
7. A thin plate lies in the region contained by  $y = x$  and  $y = x^2$ . Find the centroid.  $\Rightarrow$
8. A thin plate lies in the region contained by  $y = 4 - x^2$  and the  $x$ -axis. Find the centroid.  $\Rightarrow$
9. A thin plate lies in the region contained by  $y = x^{1/3}$  and the  $x$ -axis between  $x = 0$  and  $x = 1$ . Find the centroid.  $\Rightarrow$
10. A thin plate lies in the region contained by  $\sqrt{x} + \sqrt{y} = 1$  and the axes in the first quadrant. Find the centroid.  $\Rightarrow$
11. A thin plate lies in the region between the circle  $x^2 + y^2 = 4$  and the circle  $x^2 + y^2 = 1$ , above the  $x$ -axis. Find the centroid.  $\Rightarrow$
12. A thin plate lies in the region between the circle  $x^2 + y^2 = 4$  and the circle  $x^2 + y^2 = 1$  in the first quadrant. Find the centroid.  $\Rightarrow$
13. A thin plate lies in the region between the circle  $x^2 + y^2 = 25$  and the circle  $x^2 + y^2 = 16$  above the  $x$ -axis. Find the centroid.  $\Rightarrow$

## 11.2 KINETIC ENERGY; IMPROPER INTEGRALS

Recall example 8.5.3 in which we computed the work required to lift an object from the surface of the earth to some large distance  $D$  away. Since  $F = k/x^2$  we computed

$$\int_{r_0}^D \frac{k}{x^2} dx = -\frac{k}{D} + \frac{k}{r_0}.$$

We noticed that as  $D$  increases,  $k/D$  decreases to zero so that the amount of work increases to  $k/r_0$ . More precisely,

$$\lim_{D \rightarrow \infty} \int_{r_0}^D \frac{k}{x^2} dx = \lim_{D \rightarrow \infty} -\frac{k}{D} + \frac{k}{r_0} = \frac{k}{r_0}.$$

We might reasonably describe this calculation as computing the amount of work required to lift the object “to infinity,” and abbreviate the limit as

$$\lim_{D \rightarrow \infty} \int_{r_0}^D \frac{k}{x^2} dx = \int_{r_0}^{\infty} \frac{k}{x^2} dx.$$

Such an integral, with a limit of infinity, is called an **improper integral**. This is a bit unfortunate, since it’s not really “improper” to do this, nor is it really “an integral”—it is an abbreviation for the limit of a particular sort of integral. Nevertheless, we’re stuck with the term, and the operation itself is perfectly legitimate. It may at first seem odd that a finite amount of work is sufficient to lift an object to “infinity”, but sometimes surprising things are nevertheless true, and this is such a case. If the value of an improper integral is a finite number, as in this example, we say that the integral **converges**, and if not we say that the integral **diverges**.

Here’s another way, perhaps even more surprising, to interpret this calculation. We know that one interpretation of

$$\int_1^D \frac{1}{x^2} dx$$

is the area under  $y = 1/x^2$  from  $x = 1$  to  $x = D$ . Of course, as  $D$  increases this area increases. But since

$$\int_1^D \frac{1}{x^2} dx = -\frac{1}{D} + \frac{1}{1},$$

while the area increases, it never exceeds 1, that is

$$\int_1^{\infty} \frac{1}{x^2} dx = 1.$$

The area of the infinite region under  $y = 1/x^2$  from  $x = 1$  to infinity is finite.

## 232 Chapter 11 More Applications of Integration

Consider a slightly different sort of improper integral:  $\int_{-\infty}^{\infty} xe^{-x^2} dx$ . There are two ways we might try to compute this. First, we could break it up into two more familiar integrals:

$$\int_{-\infty}^{\infty} xe^{-x^2} dx = \int_{-\infty}^0 xe^{-x^2} dx + \int_0^{\infty} xe^{-x^2} dx.$$

Now we do these as before:

$$\int_{-\infty}^0 xe^{-x^2} dx = \lim_{D \rightarrow \infty} -\frac{e^{-x^2}}{2} \Big|_{-D}^0 = -\frac{1}{2},$$

and

$$\int_0^{\infty} xe^{-x^2} dx = \lim_{D \rightarrow \infty} -\frac{e^{-x^2}}{2} \Big|_0^D = \frac{1}{2},$$

so

$$\int_{-\infty}^{\infty} xe^{-x^2} dx = -\frac{1}{2} + \frac{1}{2} = 0.$$

Alternately, we might try

$$\int_{-\infty}^{\infty} xe^{-x^2} dx = \lim_{D \rightarrow \infty} \int_{-D}^D xe^{-x^2} dx = \lim_{D \rightarrow \infty} -\frac{e^{-x^2}}{2} \Big|_{-D}^D = \lim_{D \rightarrow \infty} -\frac{e^{-D^2}}{2} + \frac{e^{-D^2}}{2} = 0.$$

So we get the same answer either way. This does not always happen; sometimes the second approach gives a finite number, while the first approach does not; the exercises provide examples. In general, we interpret the integral  $\int_{-\infty}^{\infty} f(x) dx$  according to the first method:

both integrals  $\int_{-\infty}^a f(x) dx$  and  $\int_a^{\infty} f(x) dx$  must converge for the original integral to converge. The second approach does turn out to be useful; when  $\lim_{D \rightarrow \infty} \int_{-D}^D f(x) dx = L$ , and  $L$  is finite, then  $L$  is called the **Cauchy Principal Value** of  $\int_{-\infty}^{\infty} f(x) dx$ .

Here's a more concrete application of these ideas. We know that in general

$$W = \int_{x_0}^{x_1} F dx$$

is the work done against the force  $F$  in moving from  $x_0$  to  $x_1$ . In the case that  $F$  is the force of gravity exerted by the earth, it is customary to make  $F < 0$  since the force is

“downward.” This makes the work  $W$  negative when it should be positive, so typically the work in this case is defined as

$$W = - \int_{x_0}^{x_1} F dx.$$

Also, by Newton’s Law,  $F = ma(t)$ . This means that

$$W = - \int_{x_0}^{x_1} ma(t) dx.$$

Unfortunately this integral is a bit problematic:  $a(t)$  is in terms of  $t$ , while the limits and the “ $dx$ ” are in terms of  $x$ . But  $x$  and  $t$  are certainly related here:  $x = x(t)$  is the function that gives the position of the object at time  $t$ , so  $v = v(t) = dx/dt = x'(t)$  is its velocity and  $a(t) = v'(t) = x''(t)$ . We can use  $v = x'(t)$  as a substitution to convert the integral from “ $dx$ ” to “ $dv$ ” in the usual way, with a bit of cleverness along the way:

$$\begin{aligned} dv &= x''(t) dt = a(t) dt = a(t) \frac{dt}{dx} dx \\ \frac{dx}{dt} dv &= a(t) dx \\ v dv &= a(t) dx. \end{aligned}$$

Substituting in the integral:

$$W = - \int_{x_0}^{x_1} ma(t) dx = - \int_{v_0}^{v_1} mv dv = - \left. \frac{mv^2}{2} \right|_{v_0}^{v_1} = - \frac{mv_1^2}{2} + \frac{mv_0^2}{2}.$$

You may recall seeing the expression  $mv^2/2$  in a physics course—it is called the **kinetic energy** of the object. We have shown here that the work done in moving the object from one place to another is the same as the change in kinetic energy.

We know that the work required to move an object from the surface of the earth to infinity is

$$W = \int_{r_0}^{\infty} \frac{k}{r^2} dr = \frac{k}{r_0}.$$

At the surface of the earth the acceleration due to gravity is approximately 9.8 meters per second squared, so the force on an object of mass  $m$  is  $F = 9.8m$ . The radius of the earth is approximately 6378.1 kilometers or 6378100 meters. Since the force due to gravity obeys an inverse square law,  $F = k/r^2$  and  $9.8m = k/6378100^2$ ,  $k = 398665564178000m$  and  $W = 62505380m$ .

Now suppose that the initial velocity of the object,  $v_0$ , is just enough to get it to infinity, that is, just enough so that the object never slows to a stop, but so that its speed decreases to zero, i.e., so that  $v_1 = 0$ . Then

$$62505380m = W = -\frac{mv_1^2}{2} + \frac{mv_0^2}{2} = \frac{mv_0^2}{2}$$

so

$$v_0 = \sqrt{125010760} \approx 11181 \quad \text{meters per second,}$$

or about 40251 kilometers per hour. This speed is called the **escape velocity**. Notice that the mass of the object,  $m$ , canceled out at the last step; the escape velocity is the same for all objects. Of course, it takes considerably more energy to get a large object up to 40251 kph than a small one, so it is certainly more difficult to get a large object into deep space than a small one. Also, note that while we have computed the escape velocity for the earth, this speed would not in fact get an object “to infinity” because of the large mass in our neighborhood called the sun. Escape velocity for the sun *starting at the distance of the earth from the sun* is nearly 4 times the escape velocity we have calculated.

### Exercises 11.2.

1. Is the area under  $y = 1/x$  from 1 to infinity finite or infinite? If finite, compute the area.  $\Rightarrow$
2. Is the area under  $y = 1/x^3$  from 1 to infinity finite or infinite? If finite, compute the area.  $\Rightarrow$
3. Does  $\int_0^\infty x^2 + 2x - 1 \, dx$  converge or diverge? If it converges, find the value.  $\Rightarrow$
4. Does  $\int_1^\infty 1/\sqrt{x} \, dx$  converge or diverge? If it converges, find the value.  $\Rightarrow$
5. Does  $\int_0^\infty e^{-x} \, dx$  converge or diverge? If it converges, find the value.  $\Rightarrow$
6.  $\int_0^{1/2} (2x - 1)^{-3} \, dx$  is an improper integral of a slightly different sort. Express it as a limit and determine whether it converges or diverges; if it converges, find the value.  $\Rightarrow$
7. Does  $\int_0^1 1/\sqrt{x} \, dx$  converge or diverge? If it converges, find the value.  $\Rightarrow$
8. Does  $\int_0^{\pi/2} \sec^2 x \, dx$  converge or diverge? If it converges, find the value.  $\Rightarrow$
9. Does  $\int_{-\infty}^\infty \frac{x^2}{4 + x^6} \, dx$  converge or diverge? If it converges, find the value.  $\Rightarrow$
10. Does  $\int_{-\infty}^\infty x \, dx$  converge or diverge? If it converges, find the value. Also find the Cauchy Principal Value, if it exists.  $\Rightarrow$
11. Does  $\int_{-\infty}^\infty \sin x \, dx$  converge or diverge? If it converges, find the value. Also find the Cauchy Principal Value, if it exists.  $\Rightarrow$

12. Does  $\int_{-\infty}^{\infty} \cos x \, dx$  converge or diverge? If it converges, find the value. Also find the Cauchy Principal Value, if it exists.  $\Rightarrow$
13. Suppose the curve  $y = 1/x$  is rotated around the  $x$ -axis generating a sort of funnel or horn shape, called **Gabriel's horn** or **Toricelli's trumpet**. Is the volume of this funnel from  $x = 1$  to infinity finite or infinite? If finite, compute the volume.  $\Rightarrow$
14. An officially sanctioned baseball must be between 142 and 149 grams. How much work, in Newton-meters, does it take to throw a ball at 80 miles per hour? At 90 mph? At 100.9 mph? (According to the Guinness Book of World Records, at [http://www.baseball-almanac.com/recbooks/rb\\_guin.shtml](http://www.baseball-almanac.com/recbooks/rb_guin.shtml), “The greatest reliably recorded speed at which a baseball has been pitched is 100.9 mph by Lynn Nolan Ryan (California Angels) at Anaheim Stadium in California on August 20, 1974.”)  $\Rightarrow$

## 11.3 PROBABILITY

You perhaps have at least a rudimentary understanding of **discrete probability**, which measures the likelihood of an “event” when there are a finite number of possibilities. For example, when an ordinary six-sided die is rolled, the probability of getting any particular number is  $1/6$ . In general, the probability of an event is the number of ways the event can happen divided by the number of ways that “anything” can happen.

For a slightly more complicated example, consider the case of two six-sided dice. The dice are physically distinct, which means that rolling a 2–5 is different than rolling a 5–2; each is an equally likely event out of a total of 36 ways the dice can land, so each has a probability of  $1/36$ .

Most interesting events are not so simple. More interesting is the probability of rolling a certain sum out of the possibilities 2 through 12. It is clearly not true that all sums are equally likely: the only way to roll a 2 is to roll 1–1, while there are many ways to roll a 7. Because the number of possibilities is quite small, and because a pattern quickly becomes evident, it is easy to see that the probabilities of the various sums are:

$$P(2) = P(12) = 1/36$$

$$P(3) = P(11) = 2/36$$

$$P(4) = P(10) = 3/36$$

$$P(5) = P(9) = 4/36$$

$$P(6) = P(8) = 5/36$$

$$P(7) = 6/36$$

Here we use  $P(n)$  to mean “the probability of rolling an  $n$ .” Since we have correctly accounted for all possibilities, the sum of all these probabilities is  $36/36 = 1$ ; the probability that the sum is one of 2 through 12 is 1, because there are no other possibilities.

The study of probability is concerned with more difficult questions as well; for example, suppose the two dice are rolled many times. On the average, what sum will come up? In the language of probability, this average is called the **expected value** of the sum. This is at first a little misleading, as it does not tell us what to “expect” when the two dice are rolled, but what we expect the long term average will be.

Suppose that two dice are rolled 36 million times. Based on the probabilities, we would expect about 1 million rolls to be 2, about 2 million to be 3, and so on, with a roll of 7 topping the list at about 6 million. The sum of all rolls would be 1 million times 2 plus 2 million times 3, and so on, and dividing by 36 million we would get the average:

$$\begin{aligned}\bar{x} &= (2 \cdot 10^6 + 3(2 \cdot 10^6) + \cdots + 7(6 \cdot 10^6) + \cdots + 12 \cdot 10^6) \frac{1}{36 \cdot 10^6} \\ &= 2 \frac{10^6}{36 \cdot 10^6} + 3 \frac{2 \cdot 10^6}{36 \cdot 10^6} + \cdots + 7 \frac{6 \cdot 10^6}{36 \cdot 10^6} + \cdots + 12 \frac{10^6}{36 \cdot 10^6} \\ &= 2P(2) + 3P(3) + \cdots + 7P(7) + \cdots + 12P(12) \\ &= \sum_{i=2}^{12} iP(i) = 7.\end{aligned}$$

There is nothing special about the 36 million in this calculation. No matter what the number of rolls, once we simplify the average, we get the same  $\sum_{i=2}^{12} iP(i)$ . While the actual average value of a large number of rolls will not be exactly 7, the average should be close to 7 when the number of rolls is large. Turning this around, if the average is not close to 7, we should suspect that the dice are not fair.

A variable, say  $X$ , that can take certain values, each with a corresponding probability, is called a **random variable**; in the example above, the random variable was the sum of the two dice. If the possible values for  $X$  are  $x_1, x_2, \dots, x_n$ , then the expected value of the random variable is  $E(X) = \sum_{i=1}^n x_i P(x_i)$ . The expected value is also called the **mean**.

When the number of possible values for  $X$  is finite, we say that  $X$  is a discrete random variable. In many applications of probability, the number of possible values of a random variable is very large, perhaps even infinite. To deal with the infinite case we need a different approach, and since there is a sum involved, it should not be wholly surprising that integration turns out to be a useful tool. It then turns out that even when the number of possibilities is large but finite, it is frequently easier to pretend that the number is infinite. Suppose, for example, that a dart is thrown at a dart board. Since the dart board consists of a finite number of atoms, there are in some sense only a finite number of places for the dart to land, but it is easier to explore the probabilities involved by pretending that the dart can land on any point in the usual  $x$ - $y$  plane.



**DEFINITION 11.3.1** Let  $f : \mathbb{R} \rightarrow \mathbb{R}$  be a function. If  $f(x) \geq 0$  for every  $x$  and  $\int_{-\infty}^{\infty} f(x) dx = 1$  then  $f$  is a **probability density function**.  $\square$

We associate a probability density function with a random variable  $X$  by stipulating that the probability that  $X$  is between  $a$  and  $b$  is  $\int_a^b f(x) dx$ . Because of the requirement that the integral from  $-\infty$  to  $\infty$  be 1, all probabilities are less than or equal to 1, and the probability that  $X$  takes on some value between  $-\infty$  and  $\infty$  is 1, as it should be.

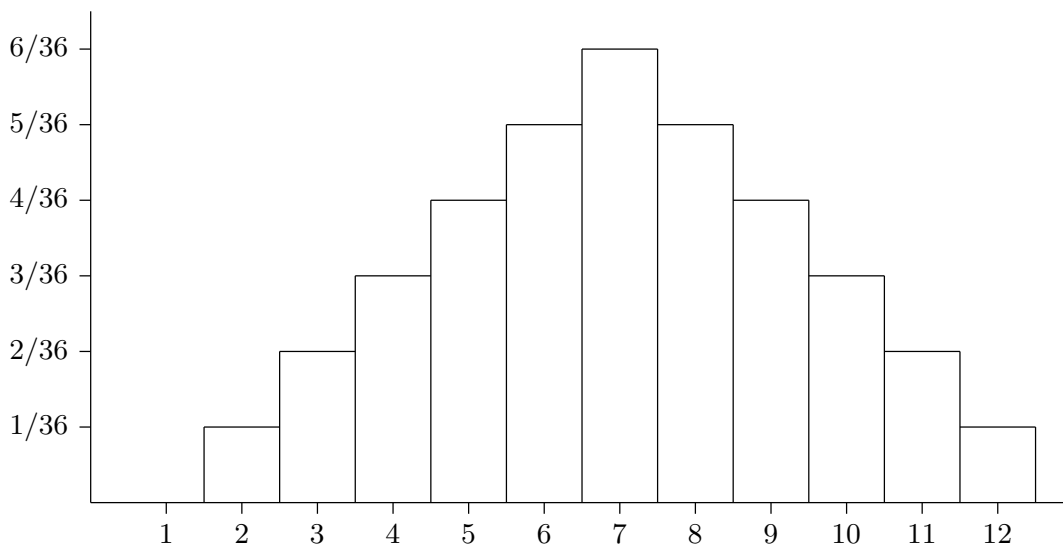
**EXAMPLE 11.3.2** Consider again the two dice example; we can view it in a way that more resembles the probability density function approach. Consider a random variable  $X$  that takes on any real value with probabilities given by the probability density function in figure 11.3.1. The function  $f$  consists of just the top edges of the rectangles, with vertical sides drawn for clarity; the function is zero below 1.5 and above 12.5. The area of each rectangle is the probability of rolling the sum in the middle of the bottom of the rectangle, or

$$P(n) = \int_{n-1/2}^{n+1/2} f(x) dx.$$

The probability of rolling a 4, 5, or 6 is

$$P(n) = \int_{7/2}^{13/2} f(x) dx.$$

Of course, we could also compute probabilities that don't make sense in the context of the dice, such as the probability that  $X$  is between 4 and 5.8.  $\square$



**Figure 11.3.1** A probability density function for two dice.

The function

$$F(x) = P(X \leq x) = \int_{-\infty}^x f(t) dt$$

is called the **cumulative distribution function** or simply (probability) distribution.

**EXAMPLE 11.3.3** Suppose that  $a < b$  and

$$f(x) = \begin{cases} \frac{1}{b-a} & \text{if } a \leq x \leq b \\ 0 & \text{otherwise.} \end{cases}$$

Then  $f(x)$  is the **uniform probability density function** on  $[a, b]$ . and the corresponding distribution is the **uniform distribution** on  $[a, b]$ .  $\square$

**EXAMPLE 11.3.4** Consider the function  $f(x) = e^{-x^2/2}$ . What can we say about

$$\int_{-\infty}^{\infty} e^{-x^2/2} dx?$$

We cannot find an antiderivative of  $f$ , but we can see that this integral is some finite number. Notice that  $0 < f(x) = e^{-x^2/2} \leq e^{-x/2}$  for  $|x| > 1$ . This implies that the area under  $e^{-x^2/2}$  is less than the area under  $e^{-x/2}$ , over the interval  $[1, \infty)$ . It is easy to compute the latter area, namely

$$\int_1^{\infty} e^{-x/2} dx = \frac{2}{\sqrt{e}},$$

so

$$\int_1^{\infty} e^{-x^2/2} dx$$

is some finite number smaller than  $2/\sqrt{e}$ . Because  $f$  is symmetric around the  $y$ -axis,

$$\int_{-\infty}^{-1} e^{-x^2/2} dx = \int_1^{\infty} e^{-x^2/2} dx.$$

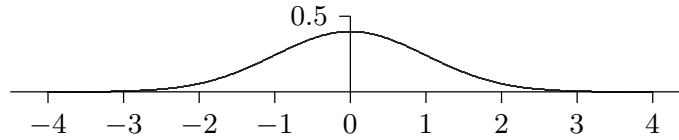
This means that

$$\int_{-\infty}^{\infty} e^{-x^2/2} dx = \int_{-\infty}^{-1} e^{-x^2/2} dx + \int_{-1}^1 e^{-x^2/2} dx + \int_1^{\infty} e^{-x^2/2} dx = A$$

for some finite positive number  $A$ . Now if we let  $g(x) = f(x)/A$ ,

$$\int_{-\infty}^{\infty} g(x) dx = \frac{1}{A} \int_{-\infty}^{\infty} e^{-x^2/2} dx = \frac{1}{A} A = 1,$$

so  $g$  is a probability density function. It turns out to be very useful, and is called the **standard normal probability density function** or more informally the **bell curve**,



**Figure 11.3.2** The bell curve.

giving rise to the **standard normal distribution**. See figure 11.3.2 for the graph of the bell curve.  $\square$

We have shown that  $A$  is some finite number without computing it; we cannot compute it with the techniques we have available. By using some techniques from multivariable calculus, it can be shown that  $A = \sqrt{2\pi}$ .

**EXAMPLE 11.3.5** The **exponential distribution** has probability density function

$$f(x) = \begin{cases} 0 & x < 0 \\ ce^{-cx} & x \geq 0 \end{cases}$$

where  $c$  is a positive constant.  $\square$

The mean or expected value of a random variable is quite useful, as hinted at in our discussion of dice. Recall that the mean for a discrete random variable is  $E(X) = \sum_{i=1}^n x_i P(x_i)$ . In the more general context we use an integral in place of the sum.

**DEFINITION 11.3.6** The **mean** of a random variable  $X$  with probability density function  $f$  is  $\mu = E(X) = \int_{-\infty}^{\infty} xf(x) dx$ , provided the integral converges.  $\square$

When the mean exists it is unique, since it is the result of an explicit calculation. The mean does not always exist.

The mean might look familiar; it is essentially identical to the center of mass of a one-dimensional beam, as discussed in section 11.1. The probability density function  $f$  plays the role of the physical density function, but now the “beam” has infinite length. If we consider only a finite portion of the beam, say between  $a$  and  $b$ , then the center of mass is

$$\bar{x} = \frac{\int_a^b xf(x) dx}{\int_a^b f(x) dx}.$$

If we extend the beam to infinity, we get

$$\bar{x} = \frac{\int_{-\infty}^{\infty} x f(x) dx}{\int_{-\infty}^{\infty} f(x) dx} = \int_{-\infty}^{\infty} x f(x) dx = E(X),$$

because  $\int_{-\infty}^{\infty} f(x) dx = 1$ . In the center of mass interpretation, this integral is the total mass of the beam, which is always 1 when  $f$  is a probability density function.

**EXAMPLE 11.3.7** The mean of the standard normal distribution is

$$\int_{-\infty}^{\infty} x \frac{e^{-x^2/2}}{\sqrt{2\pi}} dx.$$

We compute the two halves:

$$\int_{-\infty}^0 x \frac{e^{-x^2/2}}{\sqrt{2\pi}} dx = \lim_{D \rightarrow -\infty} -\frac{e^{-x^2/2}}{\sqrt{2\pi}} \Big|_D^0 = -\frac{1}{\sqrt{2\pi}}$$

and

$$\int_0^{\infty} x \frac{e^{-x^2/2}}{\sqrt{2\pi}} dx = \lim_{D \rightarrow \infty} -\frac{e^{-x^2/2}}{\sqrt{2\pi}} \Big|_0^D = \frac{1}{\sqrt{2\pi}}.$$

The sum of these is 0, which is the mean. □

While the mean is very useful, it typically is not enough information to properly evaluate a situation. For example, suppose we could manufacture an 11-sided die, with the faces numbered 2 through 12 so that each face is equally likely to be down when the die is rolled. The value of a roll is the value on this lower face. Rolling the die gives the same range of values as rolling two ordinary dice, but now each value occurs with probability  $1/11$ . The expected value of a roll is

$$\frac{2}{11} + \frac{3}{11} + \cdots + \frac{12}{11} = 7.$$

The mean does not distinguish the two cases, though of course they are quite different.

If  $f$  is a probability density function for a random variable  $X$ , with mean  $\mu$ , we would like to measure how far a “typical” value of  $X$  is from  $\mu$ . One way to measure this distance

is  $(X - \mu)^2$ ; we square the difference so as to measure all distances as positive. To get the typical such squared distance, we compute the mean. For two dice, for example, we get

$$(2 - 7)^2 \frac{1}{36} + (3 - 7)^2 \frac{2}{36} + \cdots + (7 - 7)^2 \frac{6}{36} + \cdots + (11 - 7)^2 \frac{2}{36} + (12 - 7)^2 \frac{1}{36} = \frac{35}{36}.$$

Because we squared the differences this does not directly measure the typical distance we seek; if we take the square root of this we do get such a measure,  $\sqrt{35/36} \approx 2.42$ . Doing the computation for the strange 11-sided die we get

$$(2 - 7)^2 \frac{1}{11} + (3 - 7)^2 \frac{1}{11} + \cdots + (7 - 7)^2 \frac{1}{11} + \cdots + (11 - 7)^2 \frac{1}{11} + (12 - 7)^2 \frac{1}{11} = 10,$$

with square root approximately 3.16. Comparing 2.42 to 3.16 tells us that the two-dice rolls clump somewhat more closely near 7 than the rolls of the weird die, which of course we already knew because these examples are quite simple.

To perform the same computation for a probability density function the sum is replaced by an integral, just as in the computation of the mean. The expected value of the squared distances is

$$V(X) = \int_{-\infty}^{\infty} (x - \mu)^2 f(x) dx,$$

called the **variance**. The square root of the variance is the **standard deviation**, denoted  $\sigma$ .

**EXAMPLE 11.3.8** We compute the standard deviation of the standard normal distribution. The variance is

$$\frac{1}{\sqrt{2\pi}} \int_{-\infty}^{\infty} x^2 e^{-x^2/2} dx.$$

To compute the antiderivative, use integration by parts, with  $u = x$  and  $dv = xe^{-x^2/2} dx$ . This gives

$$\int x^2 e^{-x^2/2} dx = -xe^{-x^2/2} + \int e^{-x^2/2} dx.$$

We cannot do the new integral, but we know its value when the limits are  $-\infty$  to  $\infty$ , from our discussion of the standard normal distribution. Thus

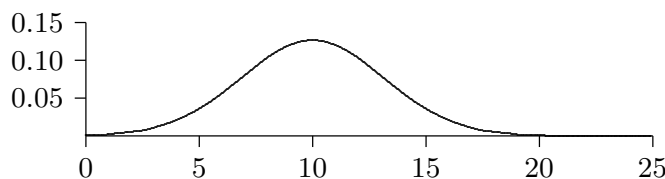
$$\frac{1}{\sqrt{2\pi}} \int_{-\infty}^{\infty} x^2 e^{-x^2/2} dx = -\frac{1}{\sqrt{2\pi}} xe^{-x^2/2} \Big|_{-\infty}^{\infty} + \frac{1}{\sqrt{2\pi}} \int_{-\infty}^{\infty} e^{-x^2/2} dx = 0 + \frac{1}{\sqrt{2\pi}} \sqrt{2\pi} = 1.$$

The standard deviation is then  $\sqrt{1} = 1$ . □

**EXAMPLE 11.3.9** Here is a simple example showing how these ideas can be useful. Suppose it is known that, in the long run, 1 out of every 100 computer memory chips produced by a certain manufacturing plant is defective when the manufacturing process is running correctly. Suppose 1000 chips are selected at random and 15 of them are defective. This is more than the ‘expected’ number (10), but is it so many that we should suspect that something has gone wrong in the manufacturing process? We are interested in the probability that various numbers of defective chips arise; the probability distribution is discrete: there can only be a whole number of defective chips. But (under reasonable assumptions) the distribution is very close to a normal distribution, namely this one:

$$f(x) = \frac{1}{\sqrt{2\pi}\sqrt{1000(.01)(.99)}} \exp\left(\frac{-(x-10)^2}{2(1000)(.01)(.99)}\right),$$

which is pictured in figure 11.3.3 (recall that  $\exp(x) = e^x$ ).



**Figure 11.3.3** Normal density function for the defective chips example.

Now how do we measure how unlikely it is that under normal circumstances we would see 15 defective chips? We can’t compute the probability of exactly 15 defective chips, as this would be  $\int_{15}^{15} f(x) dx = 0$ . We could compute  $\int_{14.5}^{15.5} f(x) dx \approx 0.036$ ; this means there is only a 3.6% chance that the number of defective chips is 15. (We cannot compute these integrals exactly; computer software has been used to approximate the integral values in this discussion.) But this is misleading:  $\int_{9.5}^{10.5} f(x) dx \approx 0.126$ , which is larger, certainly, but still small, even for the “most likely” outcome. The most useful question, in most circumstances, is this: how likely is it that the number of defective chips is “far from” the mean? For example, how likely, or unlikely, is it that the number of defective chips is different by 5 or more from the expected value of 10? This is the probability that the number of defective chips is less than 5 or larger than 15, namely

$$\int_{-\infty}^5 f(x) dx + \int_{15}^{\infty} f(x) dx \approx 0.11.$$

So there is an 11% chance that this happens—not large, but not tiny. Hence the 15 defective chips does not appear to be cause for alarm: about one time in nine we would

expect to see the number of defective chips 5 or more away from the expected 10. How about 20? Here we compute

$$\int_{-\infty}^0 f(x) dx + \int_{20}^{\infty} f(x) dx \approx 0.0015.$$

So there is only a 0.15% chance that the number of defective chips is more than 10 away from the mean; this would typically be interpreted as too suspicious to ignore—it shouldn't happen if the process is running normally.

The big question, of course, is what level of improbability should trigger concern? It depends to some degree on the application, and in particular on the consequences of getting it wrong in one direction or the other. If we're wrong, do we lose a little money? A lot of money? Do people die? In general, the standard choices are 5% and 1%. So what we should do is find the number of defective chips that has only, let us say, a 1% chance of occurring under normal circumstances, and use that as the relevant number. In other words, we want to know when

$$\int_{-\infty}^{10-r} f(x) dx + \int_{10+r}^{\infty} f(x) dx < 0.01.$$

A bit of trial and error shows that with  $r = 8$  the value is about 0.011, and with  $r = 9$  it is about 0.004, so if the number of defective chips is 19 or more, or 1 or fewer, we should look for problems. If the number is high, we worry that the manufacturing process has a problem, or conceivably that the process that tests for defective chips is not working correctly and is flagging good chips as defective. If the number is too low, we suspect that the testing procedure is broken, and is not detecting defective chips.  $\square$

### ***Exercises 11.3.***

1. Verify that  $\int_1^{\infty} e^{-x/2} dx = 2/\sqrt{e}$ .
2. Show that the function in example 11.3.5 is a probability density function. Compute the mean and standard deviation.  $\Rightarrow$
3. Compute the mean and standard deviation of the uniform distribution on  $[a, b]$ . (See example 11.3.3.)  $\Rightarrow$
4. What is the expected value of one roll of a fair six-sided die?  $\Rightarrow$
5. What is the expected sum of one roll of three fair six-sided dice?  $\Rightarrow$
6. Let  $\mu$  and  $\sigma$  be real numbers with  $\sigma > 0$ . Show that

$$N(x) = \frac{1}{\sqrt{2\pi}\sigma} e^{-\frac{(x-\mu)^2}{2\sigma^2}}$$

is a probability density function. You will not be able to compute this integral directly; use a substitution to convert the integral into the one from example 11.3.4. The function  $N$

is the probability density function of the **normal distribution** with mean  $\mu$  and standard deviation  $\sigma$ . Show that the mean of the normal distribution is  $\mu$  and the standard deviation is  $\sigma$ .

7. Let

$$f(x) = \begin{cases} \frac{1}{x^2} & x \geq 1 \\ 0 & x < 1 \end{cases}$$

Show that  $f$  is a probability density function, and that the distribution has no mean.

8. Let

$$f(x) = \begin{cases} x & -1 \leq x \leq 1 \\ 1 & 1 < x \leq 2 \\ 0 & \text{otherwise.} \end{cases}$$

Show that  $\int_{-\infty}^{\infty} f(x) dx = 1$ . Is  $f$  a probability density function? Justify your answer.

9. If you have access to appropriate software, find  $r$  so that

$$\int_{-\infty}^{10-r} f(x) dx + \int_{10+r}^{\infty} f(x) dx \approx 0.05,$$

using the function of example 11.3.9. Discuss the impact of using this new value of  $r$  to decide whether to investigate the chip manufacturing process.  $\Rightarrow$

## 11.4 ARC LENGTH

Here is another geometric application of the integral: find the length of a portion of a curve. As usual, we need to think about how we might approximate the length, and turn the approximation into an integral.

We already know how to compute one simple arc length, that of a line segment. If the endpoints are  $P_0(x_0, y_0)$  and  $P_1(x_1, y_1)$  then the length of the segment is the distance between the points,  $\sqrt{(x_1 - x_0)^2 + (y_1 - y_0)^2}$ , from the Pythagorean theorem, as illustrated in figure 11.4.1.

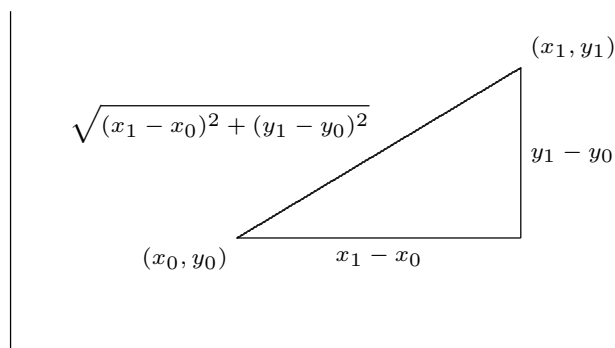
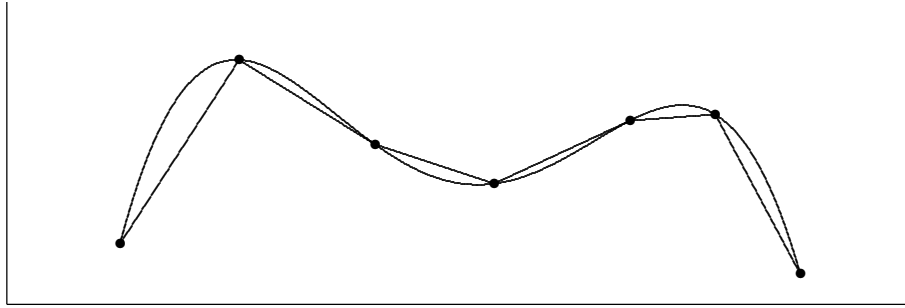


Figure 11.4.1 The length of a line segment.





**Figure 11.4.2** Approximating arc length with line segments.

Now if the graph of  $f$  is “nice” (say, differentiable) it appears that we can approximate the length of a portion of the curve with line segments, and that as the number of segments increases, and their lengths decrease, the sum of the lengths of the line segments will approach the true arc length; see figure 11.4.2.

Now we need to write a formula for the sum of the lengths of the line segments, in a form that we know becomes an integral in the limit. So we suppose we have divided the interval  $[a, b]$  into  $n$  subintervals as usual, each with length  $\Delta x = (b - a)/n$ , and endpoints  $a = x_0, x_1, x_2, \dots, x_n = b$ . The length of a typical line segment, joining  $(x_i, f(x_i))$  to  $(x_{i+1}, f(x_{i+1}))$ , is  $\sqrt{(\Delta x)^2 + (f(x_{i+1}) - f(x_i))^2}$ . By the Mean Value Theorem (6.5.2), there is a number  $t_i$  in  $(x_i, x_{i+1})$  such that  $f'(t_i)\Delta x = f(x_{i+1}) - f(x_i)$ , so the length of the line segment can be written as

$$\sqrt{(\Delta x)^2 + (f'(t_i))^2 \Delta x^2} = \sqrt{1 + (f'(t_i))^2} \Delta x.$$

The arc length is then

$$\lim_{n \rightarrow \infty} \sum_{i=0}^{n-1} \sqrt{1 + (f'(t_i))^2} \Delta x = \int_a^b \sqrt{1 + (f'(x))^2} dx.$$

Note that the sum looks a bit different than others we have encountered, because the approximation contains a  $t_i$  instead of an  $x_i$ . In the past we have always used left endpoints (namely,  $x_i$ ) to get a representative value of  $f$  on  $[x_i, x_{i+1}]$ ; now we are using a different point, but the principle is the same.

To summarize, to compute the length of a curve on the interval  $[a, b]$ , we compute the integral

$$\int_a^b \sqrt{1 + (f'(x))^2} dx.$$

Unfortunately, integrals of this form are typically difficult or impossible to compute exactly, because usually none of our methods for finding antiderivatives will work. In practice this means that the integral will usually have to be approximated.

**EXAMPLE 11.4.1** Let  $f(x) = \sqrt{r^2 - x^2}$ , the upper half circle of radius  $r$ . The length of this curve is half the circumference, namely  $\pi r$ . Let's compute this with the arc length formula. The derivative  $f'$  is  $-x/\sqrt{r^2 - x^2}$  so the integral is

$$\int_{-r}^r \sqrt{1 + \frac{x^2}{r^2 - x^2}} dx = \int_{-r}^r \sqrt{\frac{r^2}{r^2 - x^2}} dx = r \int_{-r}^r \sqrt{\frac{1}{r^2 - x^2}} dx.$$

Using a trigonometric substitution, we find the antiderivative, namely  $\arcsin(x/r)$ . Notice that the integral is improper at both endpoints, as the function  $\sqrt{1/(r^2 - x^2)}$  is undefined when  $x = \pm r$ . So we need to compute

$$\lim_{D \rightarrow -r^+} \int_D^0 \sqrt{\frac{1}{r^2 - x^2}} dx + \lim_{D \rightarrow r^-} \int_0^D \sqrt{\frac{1}{r^2 - x^2}} dx.$$

This is not difficult, and has value  $\pi$ , so the original integral, with the extra  $r$  in front, has value  $\pi r$  as expected.  $\square$

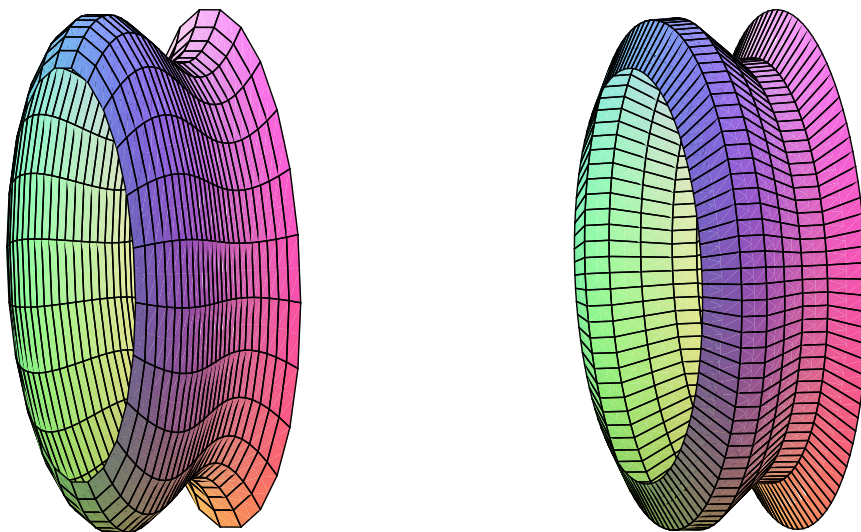
### Exercises 11.4.

1. Find the arc length of  $f(x) = x^{3/2}$  on  $[0, 2]$ .  $\Rightarrow$
2. Find the arc length of  $f(x) = x^2/8 - \ln x$  on  $[1, 2]$ .  $\Rightarrow$
3. Find the arc length of  $f(x) = (1/3)(x^2 + 2)^{3/2}$  on the interval  $[0, a]$ .  $\Rightarrow$
4. Find the arc length of  $f(x) = \ln(\sin x)$  on the interval  $[\pi/4, \pi/3]$ .  $\Rightarrow$
5. Let  $a > 0$ . Show that the length of  $y = \cosh x$  on  $[0, a]$  is equal to  $\int_0^a \cosh x dx$ .
6. Find the arc length of  $f(x) = \cosh x$  on  $[0, \ln 2]$ .  $\Rightarrow$
7. Set up the integral to find the arc length of  $\sin x$  on the interval  $[0, \pi]$ ; do not evaluate the integral. If you have access to appropriate software, approximate the value of the integral.  $\Rightarrow$
8. Set up the integral to find the arc length of  $y = xe^{-x}$  on the interval  $[2, 3]$ ; do not evaluate the integral. If you have access to appropriate software, approximate the value of the integral.  $\Rightarrow$
9. Find the arc length of  $y = e^x$  on the interval  $[0, 1]$ . (This can be done exactly; it is a bit tricky and a bit long.)  $\Rightarrow$

## 11.5 SURFACE AREA

Another geometric question that arises naturally is: "What is the surface area of a volume?" For example, what is the surface area of a sphere? More advanced techniques are required to approach this question in general, but we can compute the areas of some volumes generated by revolution.

As usual, the question is: how might we approximate the surface area? For a surface obtained by rotating a curve around an axis, we can take a polygonal approximation to the curve, as in the last section, and rotate it around the same axis. This gives a surface composed of many “truncated cones;” a truncated cone is called a **frustum** of a cone. Figure 11.5.1 illustrates this approximation.



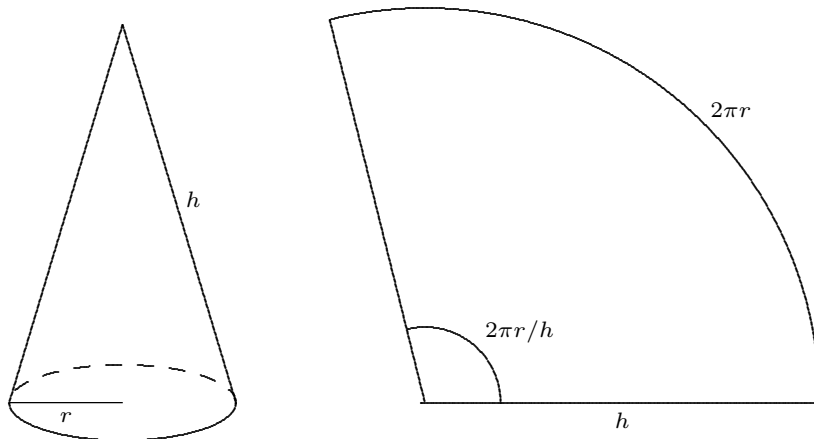
**Figure 11.5.1** Approximating a surface (left) by portions of cones (right).

So we need to be able to compute the area of a frustum of a cone. Since the frustum can be formed by removing a small cone from the top of a larger one, we can compute the desired area if we know the surface area of a cone. Suppose a right circular cone has base radius  $r$  and slant height  $h$ . If we cut the cone from the vertex to the base circle and flatten it out, we obtain a sector of a circle with radius  $h$  and arc length  $2\pi r$ , as in figure 11.5.2. The angle at the center, in radians, is then  $2\pi r/h$ , and the area of the cone is equal to the area of the sector of the circle. Let  $A$  be the area of the sector; since the area of the entire circle is  $\pi h^2$ , we have

$$\frac{A}{\pi h^2} = \frac{2\pi r/h}{2\pi}$$

$$A = \pi r h.$$

Now suppose we have a frustum of a cone with slant height  $h$  and radii  $r_0$  and  $r_1$ , as in figure 11.5.3. The area of the entire cone is  $\pi r_1(h_0 + h)$ , and the area of the small cone is  $\pi r_0 h_0$ ; thus, the area of the frustum is  $\pi r_1(h_0 + h) - \pi r_0 h_0 = \pi((r_1 - r_0)h_0 + r_1 h)$ . By



**Figure 11.5.2** The area of a cone.

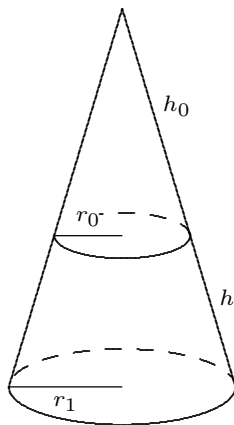
similar triangles,

$$\frac{h_0}{r_0} = \frac{h_0 + h}{r_1}.$$

With a bit of algebra this becomes  $(r_1 - r_0)h_0 = r_0h$ ; substitution into the area gives

$$\pi((r_1 - r_0)h_0 + r_1h) = \pi(r_0h + r_1h) = \pi h(r_0 + r_1) = 2\pi \frac{r_0 + r_1}{2} h = 2\pi r h.$$

The final form is particularly easy to remember, with  $r$  equal to the average of  $r_0$  and  $r_1$ , as it is also the formula for the area of a cylinder. (Think of a cylinder of radius  $r$  and height  $h$  as the frustum of a cone of infinite height.)



**Figure 11.5.3** The area of a frustum.

Now we are ready to approximate the area of a surface of revolution. On one subinterval, the situation is as shown in figure 11.5.4. When the line joining two points on the

curve is rotated around the  $x$ -axis, it forms a frustum of a cone. The area is

$$2\pi rh = 2\pi \frac{f(x_i) + f(x_{i+1})}{2} \sqrt{1 + (f'(t_i))^2} \Delta x.$$

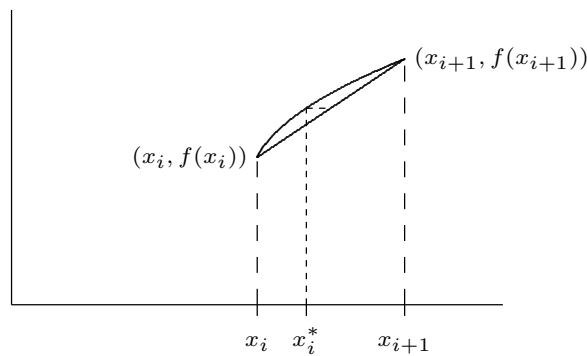
Here  $\sqrt{1 + (f'(t_i))^2} \Delta x$  is the length of the line segment, as we found in the previous section. Assuming  $f$  is a continuous function, there must be some  $x_i^*$  in  $[x_i, x_{i+1}]$  such that  $(f(x_i) + f(x_{i+1}))/2 = f(x_i^*)$ , so the approximation for the surface area is

$$\sum_{i=0}^{n-1} 2\pi f(x_i^*) \sqrt{1 + (f'(t_i))^2} \Delta x.$$

This is not quite the sort of sum we have seen before, as it contains two different values in the interval  $[x_i, x_{i+1}]$ , namely  $x_i^*$  and  $t_i$ . Nevertheless, using more advanced techniques than we have available here, it turns out that

$$\lim_{n \rightarrow \infty} \sum_{i=0}^{n-1} 2\pi f(x_i^*) \sqrt{1 + (f'(t_i))^2} \Delta x = \int_a^b 2\pi f(x) \sqrt{1 + (f'(x))^2} dx$$

is the surface area we seek. (Roughly speaking, this is because while  $x_i^*$  and  $t_i$  are distinct values in  $[x_i, x_{i+1}]$ , they get closer and closer to each other as the length of the interval shrinks.)



**Figure 11.5.4** One subinterval.

**EXAMPLE 11.5.1** We compute the surface area of a sphere of radius  $r$ . The sphere can be obtained by rotating the graph of  $f(x) = \sqrt{r^2 - x^2}$  about the  $x$ -axis. The derivative

$f'$  is  $-x/\sqrt{r^2 - x^2}$ , so the surface area is given by

$$\begin{aligned} A &= 2\pi \int_{-r}^r \sqrt{r^2 - x^2} \sqrt{1 + \frac{x^2}{r^2 - x^2}} dx \\ &= 2\pi \int_{-r}^r \sqrt{r^2 - x^2} \sqrt{\frac{r^2}{r^2 - x^2}} dx \\ &= 2\pi \int_{-r}^r r dx = 2\pi r \int_{-r}^r 1 dx = 4\pi r^2 \end{aligned}$$

□

If the curve is rotated around the  $y$  axis, the formula is nearly identical, because the length of the line segment we use to approximate a portion of the curve doesn't change. Instead of the radius  $f(x_i^*)$ , we use the new radius  $\bar{x}_i = (x_i + x_{i+1})/2$ , and the surface area integral becomes

$$\int_a^b 2\pi x \sqrt{1 + (f'(x))^2} dx.$$

**EXAMPLE 11.5.2** Compute the area of the surface formed when  $f(x) = x^2$  between 0 and 2 is rotated around the  $y$ -axis.

We compute  $f'(x) = 2x$ , and then

$$2\pi \int_0^2 x \sqrt{1 + 4x^2} dx = \frac{\pi}{6} (17^{3/2} - 1),$$

by a simple substitution. □

### Exercises 11.5.

1. Compute the area of the surface formed when  $f(x) = 2\sqrt{1-x}$  between  $-1$  and  $0$  is rotated around the  $x$ -axis.  $\Rightarrow$
2. Compute the surface area of example 11.5.2 by rotating  $f(x) = \sqrt{x}$  around the  $x$ -axis.
3. Compute the area of the surface formed when  $f(x) = x^3$  between  $1$  and  $3$  is rotated around the  $x$ -axis.  $\Rightarrow$
4. Compute the area of the surface formed when  $f(x) = 2 + \cosh(x)$  between  $0$  and  $1$  is rotated around the  $x$ -axis.  $\Rightarrow$
5. Consider the surface obtained by rotating the graph of  $f(x) = 1/x$ ,  $x \geq 1$ , around the  $x$ -axis. This surface is called **Gabriel's horn** or **Toricelli's trumpet**. In exercise 13 in section 11.2 we saw that Gabriel's horn has finite volume. Show that Gabriel's horn has infinite surface area.
6. Consider the circle  $(x-2)^2 + y^2 = 1$ . Sketch the surface obtained by rotating this circle about the  $y$ -axis. (The surface is called a **torus**.) What is the surface area?  $\Rightarrow$

7. Consider the ellipse with equation  $x^2/4 + y^2 = 1$ . If the ellipse is rotated around the  $x$ -axis it forms an **ellipsoid**. Compute the surface area.  $\Rightarrow$
8. Generalize the preceding result: rotate the ellipse given by  $x^2/a^2 + y^2/b^2 = 1$  about the  $x$ -axis and find the surface area of the resulting ellipsoid. You should consider two cases, when  $a > b$  and when  $a < b$ . Compare to the area of a sphere.  $\Rightarrow$





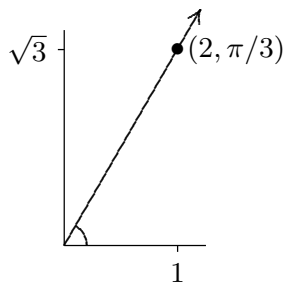
# 12

## Polar Coordinates, Parametric Equations

### 12.1 POLAR COORDINATES

Coordinate systems are tools that let us use algebraic methods to understand geometry. While the **rectangular** (also called **Cartesian**) coordinates that we have been using are the most common, some problems are easier to analyze in alternate coordinate systems.

A coordinate system is a scheme that allows us to identify any point in the plane or in three-dimensional space by a set of numbers. In rectangular coordinates these numbers are interpreted, roughly speaking, as the lengths of the sides of a rectangle. In **polar coordinates** a point in the plane is identified by a pair of numbers  $(r, \theta)$ . The number  $\theta$  measures the angle between the positive  $x$ -axis and a ray that goes through the point, as shown in figure 12.1.1; the number  $r$  measures the distance from the origin to the point. Figure 12.1.1 shows the point with rectangular coordinates  $(1, \sqrt{3})$  and polar coordinates  $(2, \pi/3)$ , 2 units from the origin and  $\pi/3$  radians from the positive  $x$ -axis.

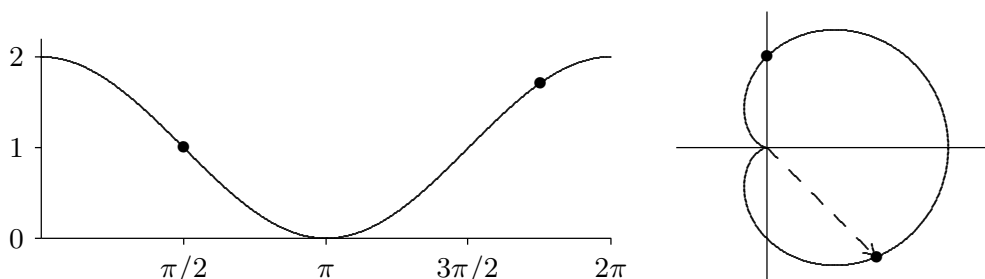


**Figure 12.1.1** Polar coordinates of the point  $(1, \sqrt{3})$ .

Just as we describe curves in the plane using equations involving  $x$  and  $y$ , so can we describe curves using equations involving  $r$  and  $\theta$ . Most common are equations of the form  $r = f(\theta)$ .

**EXAMPLE 12.1.1** Graph the curve given by  $r = 2$ . All points with  $r = 2$  are at distance 2 from the origin, so  $r = 2$  describes the circle of radius 2 with center at the origin.  $\square$

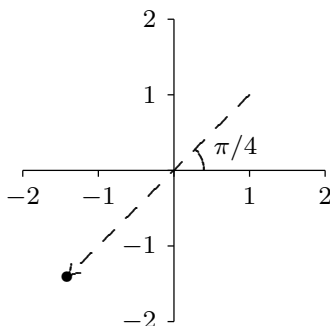
**EXAMPLE 12.1.2** Graph the curve given by  $r = 1 + \cos \theta$ . We first consider  $y = 1 + \cos x$ , as in figure 12.1.2. As  $\theta$  goes through the values in  $[0, 2\pi]$ , the value of  $r$  tracks the value of  $y$ , forming the “cardioid” shape of figure 12.1.2. For example, when  $\theta = \pi/2$ ,  $r = 1 + \cos(\pi/2) = 1$ , so we graph the point at distance 1 from the origin along the positive  $y$ -axis, which is at an angle of  $\pi/2$  from the positive  $x$ -axis. When  $\theta = 7\pi/4$ ,  $r = 1 + \cos(7\pi/4) = 1 + \sqrt{2}/2 \approx 1.71$ , and the corresponding point appears in the fourth quadrant. This illustrates one of the potential benefits of using polar coordinates: the equation for this curve in rectangular coordinates would be quite complicated.  $\square$



**Figure 12.1.2** A cardioid:  $y = 1 + \cos x$  on the left,  $r = 1 + \cos \theta$  on the right.

Each point in the plane is associated with exactly one pair of numbers in the rectangular coordinate system; each point is associated with an infinite number of pairs in polar coordinates. In the cardioid example, we considered only the range  $0 \leq \theta \leq 2\pi$ , and already there was a duplicate:  $(2, 0)$  and  $(2, 2\pi)$  are the same point. Indeed, every value of  $\theta$  outside the interval  $[0, 2\pi)$  duplicates a point on the curve  $r = 1 + \cos \theta$  when  $0 \leq \theta < 2\pi$ . We can even make sense of polar coordinates like  $(-2, \pi/4)$ : go to the direction  $\pi/4$  and then move a distance 2 in the opposite direction; see figure 12.1.3. As usual, a negative angle  $\theta$  means an angle measured clockwise from the positive  $x$ -axis. The point in figure 12.1.3 also has coordinates  $(2, 5\pi/4)$  and  $(2, -3\pi/4)$ .

The relationship between rectangular and polar coordinates is quite easy to understand. The point with polar coordinates  $(r, \theta)$  has rectangular coordinates  $x = r \cos \theta$  and  $y = r \sin \theta$ ; this follows immediately from the definition of the sine and cosine functions. Using figure 12.1.3 as an example, the point shown has rectangular coordinates



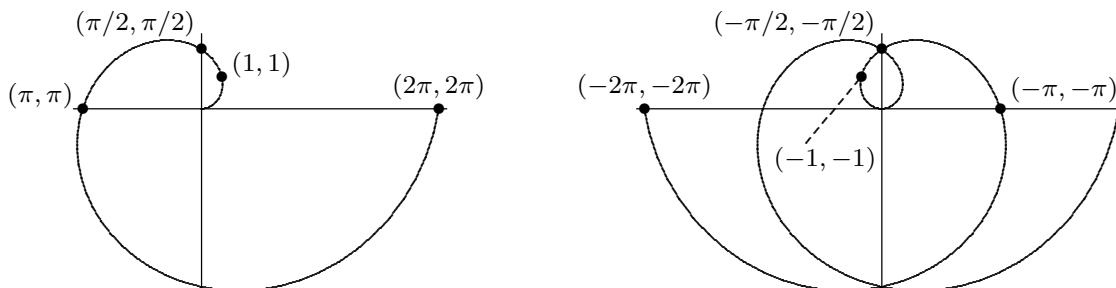
**Figure 12.1.3** The point  $(-2, \pi/4) = (2, 5\pi/4) = (2, -3\pi/4)$  in polar coordinates.

$x = (-2) \cos(\pi/4) = -\sqrt{2} \approx 1.4142$  and  $y = (-2) \sin(\pi/4) = -\sqrt{2}$ . This makes it very easy to convert equations from rectangular to polar coordinates.

**EXAMPLE 12.1.3** Find the equation of the line  $y = 3x + 2$  in polar coordinates. We merely substitute:  $r \sin \theta = 3r \cos \theta + 2$ , or  $r = \frac{2}{\sin \theta - 3 \cos \theta}$ . □

**EXAMPLE 12.1.4** Find the equation of the circle  $(x - 1/2)^2 + y^2 = 1/4$  in polar coordinates. Again substituting:  $(r \cos \theta - 1/2)^2 + r^2 \sin^2 \theta = 1/4$ . A bit of algebra turns this into  $r = \cos(t)$ . You should try plotting a few  $(r, \theta)$  values to convince yourself that this makes sense. □

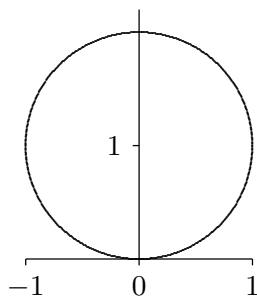
**EXAMPLE 12.1.5** Graph the polar equation  $r = \theta$ . Here the distance from the origin exactly matches the angle, so a bit of thought makes it clear that when  $\theta \geq 0$  we get the spiral of Archimedes in figure 12.1.4. When  $\theta < 0$ ,  $r$  is also negative, and so the full graph is the right hand picture in the figure. □



**Figure 12.1.4** The spiral of Archimedes and the full graph of  $r = \theta$ .

Converting polar equations to rectangular equations can be somewhat trickier, and graphing polar equations directly is also not always easy.

**EXAMPLE 12.1.6** Graph  $r = 2 \sin \theta$ . Because the sine is periodic, we know that we will get the entire curve for values of  $\theta$  in  $[0, 2\pi)$ . As  $\theta$  runs from 0 to  $\pi/2$ ,  $r$  increases from 0 to 2. Then as  $\theta$  continues to  $\pi$ ,  $r$  decreases again to 0. When  $\theta$  runs from  $\pi$  to  $2\pi$ ,  $r$  is negative, and it is not hard to see that the first part of the curve is simply traced out again, so in fact we get the whole curve for values of  $\theta$  in  $[0, \pi)$ . Thus, the curve looks something like figure 12.1.5. Now, this suggests that the curve could possibly be a circle, and if it is, it would have to be the circle  $x^2 + (y - 1)^2 = 1$ . Having made this guess, we can easily check it. First we substitute for  $x$  and  $y$  to get  $(r \cos \theta)^2 + (r \sin \theta - 1)^2 = 1$ ; expanding and simplifying does indeed turn this into  $r = 2 \sin \theta$ .  $\square$



**Figure 12.1.5** Graph of  $r = 2 \sin \theta$ .

### Exercises 12.1.

- Plot these polar coordinate points on one graph:  $(2, \pi/3)$ ,  $(-3, \pi/2)$ ,  $(-2, -\pi/4)$ ,  $(1/2, \pi)$ ,  $(1, 4\pi/3)$ ,  $(0, 3\pi/2)$ .

Find an equation in polar coordinates that has the same graph as the given equation in rectangular coordinates.

- |                                 |                                 |
|---------------------------------|---------------------------------|
| 2. $y = 3x \Rightarrow$         | 3. $y = -4 \Rightarrow$         |
| 4. $xy^2 = 1 \Rightarrow$       | 5. $x^2 + y^2 = 5 \Rightarrow$  |
| 6. $y = x^3 \Rightarrow$        | 7. $y = \sin x \Rightarrow$     |
| 8. $y = 5x + 2 \Rightarrow$     | 9. $x = 2 \Rightarrow$          |
| 10. $y = x^2 + 1 \Rightarrow$   | 11. $y = 3x^2 - 2x \Rightarrow$ |
| 12. $y = x^2 + y^2 \Rightarrow$ |                                 |

Sketch the curve.

- |   |  |
|---|--|
| 13. $r = \cos \theta$                         | 14. $r = \sin(\theta + \pi/4)$         |
| 15. $r = -\sec \theta$                        | 16. $r = \theta/2, \theta \geq 0$      |
| 17. $r = 1 + \theta/\pi^2$                    | 18. $r = \cot \theta \csc \theta$      |
| 19. $r = \frac{1}{\sin \theta + \cos \theta}$ | 20. $r^2 = -2 \sec \theta \csc \theta$ |

In the exercises below, find an equation in rectangular coordinates that has the same graph as the given equation in polar coordinates.

21.  $r = \sin(3\theta) \Rightarrow$

22.  $r = \sin^2 \theta \Rightarrow$

23.  $r = \sec \theta \csc \theta \Rightarrow$

24.  $r = \tan \theta \Rightarrow$

## 12.2 SLOPES IN POLAR COORDINATES

When we describe a curve using polar coordinates, it is still a curve in the  $x$ - $y$  plane. We would like to be able to compute slopes and areas for these curves using polar coordinates.

We have seen that  $x = r \cos \theta$  and  $y = r \sin \theta$  describe the relationship between polar and rectangular coordinates. If in turn we are interested in a curve given by  $r = f(\theta)$ , then we can write  $x = f(\theta) \cos \theta$  and  $y = f(\theta) \sin \theta$ , describing  $x$  and  $y$  in terms of  $\theta$  alone. The first of these equations describes  $\theta$  implicitly in terms of  $x$ , so using the chain rule we may compute

$$\frac{dy}{dx} = \frac{dy}{d\theta} \frac{d\theta}{dx}.$$

Since  $d\theta/dx = 1/(dx/d\theta)$ , we can instead compute

$$\frac{dy}{dx} = \frac{dy/d\theta}{dx/d\theta} = \frac{f(\theta) \cos \theta + f'(\theta) \sin \theta}{-f(\theta) \sin \theta + f'(\theta) \cos \theta}.$$

**EXAMPLE 12.2.1** Find the points at which the curve given by  $r = 1 + \cos \theta$  has a vertical or horizontal tangent line. Since this function has period  $2\pi$ , we may restrict our attention to the interval  $[0, 2\pi)$  or  $(-\pi, \pi]$ , as convenience dictates. First, we compute the slope:

$$\frac{dy}{dx} = \frac{(1 + \cos \theta) \cos \theta - \sin \theta \sin \theta}{-(1 + \cos \theta) \sin \theta - \sin \theta \cos \theta} = \frac{\cos \theta + \cos^2 \theta - \sin^2 \theta}{-\sin \theta - 2 \sin \theta \cos \theta}.$$

This fraction is zero when the numerator is zero (and the denominator is not zero). The numerator is  $2 \cos^2 \theta + \cos \theta - 1$  so by the quadratic formula

$$\cos \theta = \frac{-1 \pm \sqrt{1 + 4 \cdot 2}}{4} = -1 \quad \text{or} \quad \frac{1}{2}.$$

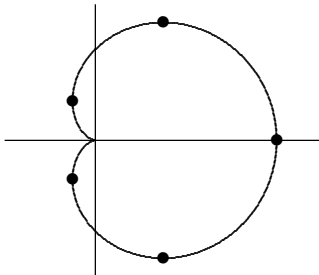
This means  $\theta$  is  $\pi$  or  $\pm\pi/3$ . However, when  $\theta = \pi$ , the denominator is also 0, so we cannot conclude that the tangent line is horizontal.

Setting the denominator to zero we get

$$\begin{aligned} -\sin \theta - 2 \sin \theta \cos \theta &= 0 \\ \sin \theta(1 + 2 \cos \theta) &= 0, \end{aligned}$$

so either  $\sin \theta = 0$  or  $\cos \theta = -1/2$ . The first is true when  $\theta$  is 0 or  $\pi$ , the second when  $\theta$  is  $2\pi/3$  or  $4\pi/3$ . However, as above, when  $\theta = \pi$ , the numerator is also 0, so we cannot

conclude that the tangent line is vertical. Figure 12.2.1 shows points corresponding to  $\theta$  equal to  $0, \pm\pi/3, 2\pi/3$  and  $4\pi/3$  on the graph of the function. Note that when  $\theta = \pi$  the curve hits the origin and does not have a tangent line.  $\square$



**Figure 12.2.1** Points of vertical and horizontal tangency for  $r = 1 + \cos \theta$ .

We know that the second derivative  $f''(x)$  is useful in describing functions, namely, in describing concavity. We can compute  $f''(x)$  in terms of polar coordinates as well. We already know how to write  $dy/dx = y'$  in terms of  $\theta$ , then

$$\frac{d}{dx} \frac{dy}{dx} = \frac{dy'}{dx} = \frac{dy'}{d\theta} \frac{d\theta}{dx} = \frac{dy'/d\theta}{dx/d\theta}.$$

**EXAMPLE 12.2.2** We find the second derivative for the cardioid  $r = 1 + \cos \theta$ :

$$\begin{aligned} \frac{d}{d\theta} \frac{\cos \theta + \cos^2 \theta - \sin^2 \theta}{-\sin \theta - 2 \sin \theta \cos \theta} \cdot \frac{1}{dx/d\theta} &= \dots = \frac{3(1 + \cos \theta)}{(\sin \theta + 2 \sin \theta \cos \theta)^2} \cdot \frac{1}{-(\sin \theta + 2 \sin \theta \cos \theta)} \\ &= \frac{-3(1 + \cos \theta)}{(\sin \theta + 2 \sin \theta \cos \theta)^3}. \end{aligned}$$

The ellipsis here represents rather a substantial amount of algebra. We know from above that the cardioid has horizontal tangents at  $\pm\pi/3$ ; substituting these values into the second derivative we get  $y''(\pi/3) = -\sqrt{3}/2$  and  $y''(-\pi/3) = \sqrt{3}/2$ , indicating concave down and concave up respectively. This agrees with the graph of the function.  $\square$

### Exercises 12.2.

Compute  $y' = dy/dx$  and  $y'' = d^2y/dx^2$ .

1.  $r = \theta \Rightarrow$
2.  $r = 1 + \sin \theta \Rightarrow$
3.  $r = \cos \theta \Rightarrow$
4.  $r = \sin \theta \Rightarrow$
5.  $r = \sec \theta \Rightarrow$
6.  $r = \sin(2\theta) \Rightarrow$

Sketch the curves over the interval  $[0, 2\pi]$  unless otherwise stated. Use the first and second derivative to identify horizontal and vertical tangents and local maximum and minimum points. You can check your work with

- |   |   |
|---|---|
| 7. $r = \sin \theta + \cos \theta$                  | 8. $r = 2 + 2 \sin \theta$                        |
| 9. $r = \frac{3}{2} + \sin \theta$                  | 10. $r = 2 + \cos \theta$                         |
| 11. $r = \frac{1}{2} + \cos \theta$                 | 12. $r = \cos(\theta/2), 0 \leq \theta \leq 4\pi$ |
| 13. $r = \sin(\theta/3), 0 \leq \theta \leq 6\pi$   | 14. $r = \sin^2 \theta$                           |
| 15. $r = 1 + \cos^2(2\theta)$                       | 16. $r = \sin^2(3\theta)$                         |
| 17. $r = \tan \theta$                               | 18. $r = \sec(\theta/2), 0 \leq \theta \leq 4\pi$ |
| 19. $r = 1 + \sec \theta$                           | 20. $r = \frac{1}{1 - \cos \theta}$               |
| 21. $r = \frac{1}{1 + \sin \theta}$                 | 22. $r = \cot(2\theta)$                           |
| 23. $r = \pi/\theta, 0 < \theta \leq \infty$        | 24. $r = 1 + \pi/\theta, 0 < \theta \leq \infty$  |
| 25. $r = \sqrt{\pi/\theta}, 0 < \theta \leq \infty$ |   |

## 12.3 AREAS IN POLAR COORDINATES

We can use the equation of a curve in polar coordinates to compute some areas bounded by such curves. The basic approach is the same as with any application of integration: find an approximation that approaches the true value. For areas in rectangular coordinates, we approximated the region using rectangles; in polar coordinates, we use sectors of circles, as depicted in figure 12.3.1. Recall that the area of a sector of a circle is  $\alpha r^2/2$ , where  $\alpha$  is the angle subtended by the sector. If the curve is given by  $r = f(\theta)$ , and the angle subtended by a small sector is  $\Delta\theta$ , the area is  $(\Delta\theta)(f(\theta))^2/2$ . Thus we approximate the total area as

$$\sum_{i=0}^{n-1} \frac{1}{2} f(\theta_i)^2 \Delta\theta.$$

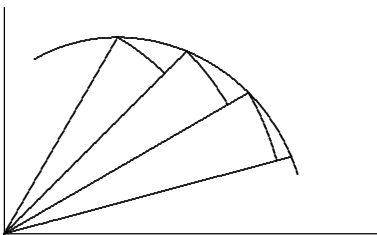
In the limit this becomes

$$\int_a^b \frac{1}{2} f(\theta)^2 d\theta.$$

**EXAMPLE 12.3.1** We find the area inside the cardioid  $r = 1 + \cos \theta$ .

$$\int_0^{2\pi} \frac{1}{2} (1 + \cos \theta)^2 d\theta = \frac{1}{2} \int_0^{2\pi} 1 + 2 \cos \theta + \cos^2 \theta d\theta = \frac{1}{2} \left( \theta + 2 \sin \theta + \frac{\theta}{2} + \frac{\sin 2\theta}{4} \right) \Big|_0^{2\pi} = \frac{3\pi}{2}.$$

□

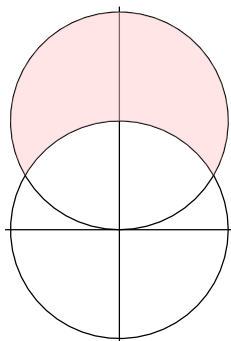


**Figure 12.3.1** Approximating area by sectors of circles.

**EXAMPLE 12.3.2** We find the area between the circles  $r = 2$  and  $r = 4 \sin \theta$ , as shown in figure 12.3.2. The two curves intersect where  $2 = 4 \sin \theta$ , or  $\sin \theta = 1/2$ , so  $\theta = \pi/6$  or  $5\pi/6$ . The area we want is then

$$\frac{1}{2} \int_{\pi/6}^{5\pi/6} 16 \sin^2 \theta - 4 \, d\theta = \frac{4}{3}\pi + 2\sqrt{3}.$$

□



**Figure 12.3.2** An area between curves.

This example makes the process appear more straightforward than it is. Because points have many different representations in polar coordinates, it is not always so easy to identify points of intersection.

**EXAMPLE 12.3.3** We find the shaded area in the first graph of figure 12.3.3 as the difference of the other two shaded areas. The cardioid is  $r = 1 + \sin \theta$  and the circle is  $r = 3 \sin \theta$ . We attempt to find points of intersection:

$$1 + \sin \theta = 3 \sin \theta$$

$$1 = 2 \sin \theta$$

$$1/2 = \sin \theta.$$

This has solutions  $\theta = \pi/6$  and  $5\pi/6$ ;  $\pi/6$  corresponds to the intersection in the first quadrant that we need. Note that no solution of this equation corresponds to the intersection



point at the origin, but fortunately that one is obvious. The cardioid goes through the origin when  $\theta = -\pi/2$ ; the circle goes through the origin at multiples of  $\pi$ , starting with 0.

Now the larger region has area

$$\frac{1}{2} \int_{-\pi/2}^{\pi/6} (1 + \sin \theta)^2 d\theta = \frac{\pi}{2} - \frac{9}{16}\sqrt{3}$$

and the smaller has area

$$\frac{1}{2} \int_0^{\pi/6} (3 \sin \theta)^2 d\theta = \frac{3\pi}{8} - \frac{9}{16}\sqrt{3}$$

so the area we seek is  $\pi/8$ . □

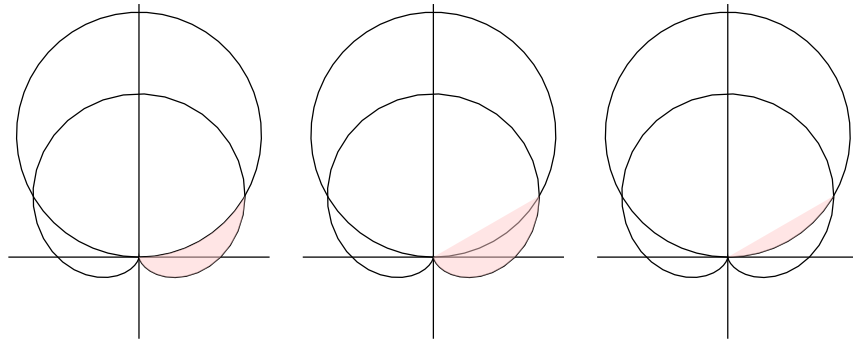


Figure 12.3.3 An area between curves.

**Exercises 12.3.**

Find the area enclosed by the curve.

- |  |  |
|--|--|
| 1. $r = \sqrt{\sin \theta} \Rightarrow$  | 2. $r = 2 + \cos \theta \Rightarrow$                       |
| 3. $r = \sec \theta, \pi/6 \leq \theta \leq \pi/3 \Rightarrow$   | 4. $r = \cos \theta, 0 \leq \theta \leq \pi/3 \Rightarrow$ |
| 5. $r = 2a \cos \theta, a > 0 \Rightarrow$   | 6. $r = 4 + 3 \sin \theta \Rightarrow$                     |
| 7. Find the area inside the loop formed by $r = \tan(\theta/2)$ . $\Rightarrow$                              |  |
| 8. Find the area inside one loop of $r = \cos(3\theta)$ . $\Rightarrow$                                      |  |
| 9. Find the area inside one loop of $r = \sin^2 \theta$ . $\Rightarrow$                                      |  |
| 10. Find the area inside the small loop of $r = (1/2) + \cos \theta$ . $\Rightarrow$                         |  |
| 11. Find the area inside $r = (1/2) + \cos \theta$ , including the area inside the small loop. $\Rightarrow$ |  |
| 12. Find the area inside one loop of $r^2 = \cos(2\theta)$ . $\Rightarrow$                                   |  |
| 13. Find the area enclosed by $r = \tan \theta$ and $r = \frac{\csc \theta}{\sqrt{2}}$ . $\Rightarrow$       |  |

14. Find the area inside  $r = 2 \cos \theta$  and outside  $r = 1$ .  $\Rightarrow$
15. Find the area inside  $r = 2 \sin \theta$  and above the line  $r = (3/2) \csc \theta$ .  $\Rightarrow$
16. Find the area inside  $r = \theta$ ,  $0 \leq \theta \leq 2\pi$ .  $\Rightarrow$
17. Find the area inside  $r = \sqrt{\theta}$ ,  $0 \leq \theta \leq 2\pi$ .  $\Rightarrow$
18. Find the area inside both  $r = \sqrt{3} \cos \theta$  and  $r = \sin \theta$ .  $\Rightarrow$
19. Find the area inside both  $r = 1 - \cos \theta$  and  $r = \cos \theta$ .  $\Rightarrow$
20. The center of a circle of radius 1 is on the circumference of a circle of radius 2. Find the area of the region inside both circles.  $\Rightarrow$
21. Find the shaded area in figure 12.3.4. The curve is  $r = \theta$ ,  $0 \leq \theta \leq 3\pi$ .  $\Rightarrow$

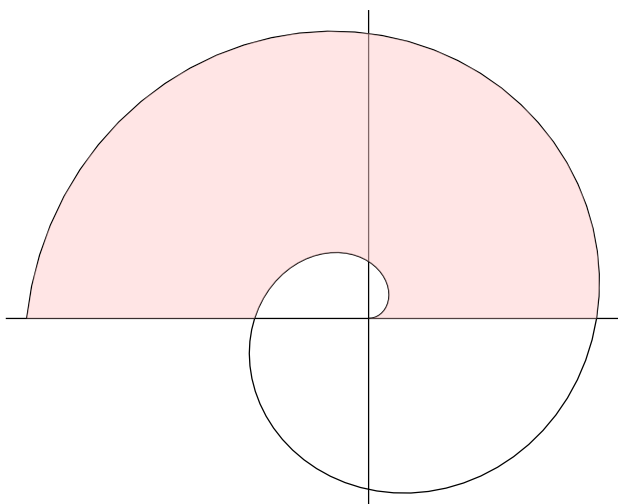


Figure 12.3.4 An area bounded by the spiral of Archimedes.

## 12.4 PARAMETRIC EQUATIONS

When we computed the derivative  $dy/dx$  using polar coordinates, we used the expressions  $x = f(\theta) \cos \theta$  and  $y = f(\theta) \sin \theta$ . These two equations completely specify the curve, though the form  $r = f(\theta)$  is simpler. The expanded form has the virtue that it can easily be generalized to describe a wider range of curves than can be specified in rectangular or polar coordinates.

Suppose  $f(t)$  and  $g(t)$  are functions. Then the equations  $x = f(t)$  and  $y = g(t)$  describe a curve in the plane. In the case of the polar coordinates equations, the variable  $t$  is replaced by  $\theta$  which has a natural geometric interpretation. But  $t$  in general is simply an arbitrary variable, often called in this case a **parameter**, and this method of specifying a curve is known as **parametric equations**. One important interpretation of  $t$  is *time*. In this interpretation, the equations  $x = f(t)$  and  $y = g(t)$  give the position of an object at time  $t$ .

**EXAMPLE 12.4.1** Describe the path of an object that moves so that its position at time  $t$  is given by  $x = \cos t$ ,  $y = \cos^2 t$ . We see immediately that  $y = x^2$ , so the path lies on this parabola. The path is not the entire parabola, however, since  $x = \cos t$  is always between  $-1$  and  $1$ . It is now easy to see that the object oscillates back and forth on the parabola between the endpoints  $(1, 1)$  and  $(-1, 1)$ , and is at point  $(1, 1)$  at time  $t = 0$ .  $\square$

It is sometimes quite easy to describe a complicated path in parametric equations when rectangular and polar coordinate expressions are difficult or impossible to devise.

**EXAMPLE 12.4.2** A wheel of radius 1 rolls along a straight line, say the  $x$ -axis. A point on the rim of the wheel will trace out a curve, called a cycloid. Assume the point starts at the origin; find parametric equations for the curve.

Figure 12.4.1 illustrates the generation of the curve (click on the AP link to see an animation). The wheel is shown at its starting point, and again after it has rolled through about 490 degrees. We take as our parameter  $t$  the angle through which the wheel has turned, measured as shown clockwise from the line connecting the center of the wheel to the ground. Because the radius is 1, the center of the wheel has coordinates  $(t, 1)$ . We seek to write the coordinates of the point on the rim as  $(t + \Delta x, 1 + \Delta y)$ , where  $\Delta x$  and  $\Delta y$  are as shown in figure 12.4.2. These values are nearly the sine and cosine of the angle  $t$ , from the unit circle definition of sine and cosine. However, some care is required because we are measuring  $t$  from a nonstandard starting line and in a clockwise direction, as opposed to the usual counterclockwise direction. A bit of thought reveals that  $\Delta x = -\sin t$  and  $\Delta y = -\cos t$ . Thus the parametric equations for the cycloid are  $x = t - \sin t$ ,  $y = 1 - \cos t$ .  $\square$

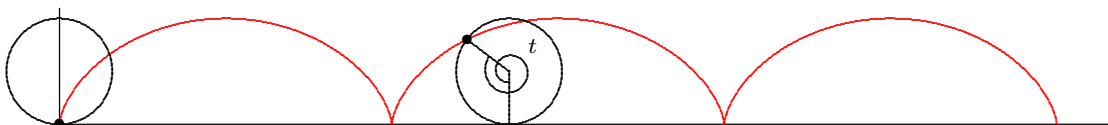


Figure 12.4.1 A cycloid. (AP)

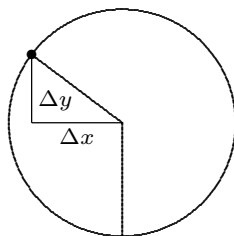
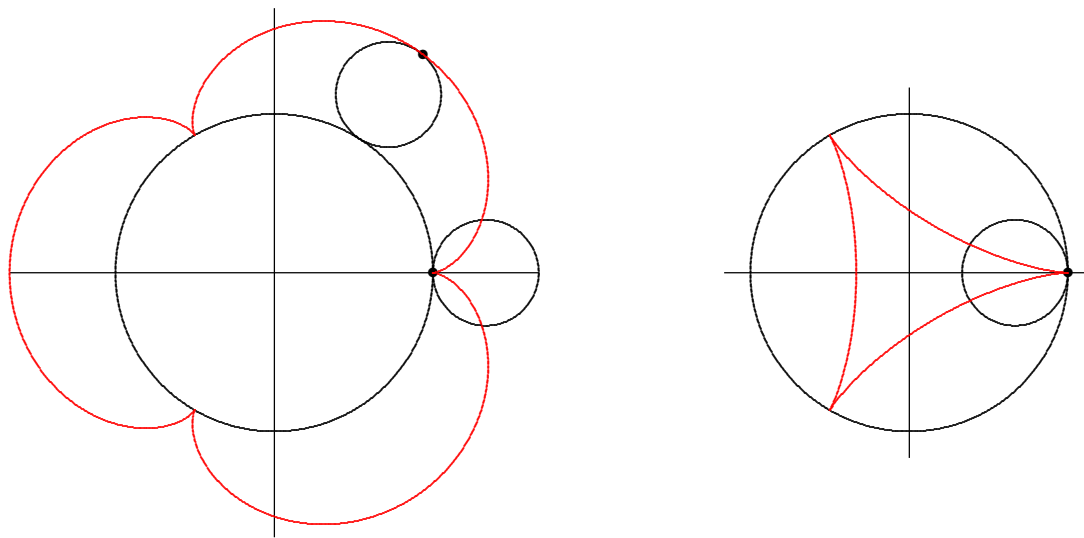


Figure 12.4.2 The wheel.

*Exercises 12.4.*

1. What curve is described by  $x = t^2$ ,  $y = t^4$ ? If  $t$  is interpreted as time, describe how the object moves on the curve.
2. What curve is described by  $x = 3 \cos t$ ,  $y = 3 \sin t$ ? If  $t$  is interpreted as time, describe how the object moves on the curve.
3. What curve is described by  $x = 3 \cos t$ ,  $y = 2 \sin t$ ? If  $t$  is interpreted as time, describe how the object moves on the curve.
4. What curve is described by  $x = 3 \sin t$ ,  $y = 3 \cos t$ ? If  $t$  is interpreted as time, describe how the object moves on the curve.
5. Sketch the curve described by  $x = t^3 - t$ ,  $y = t^2$ . If  $t$  is interpreted as time, describe how the object moves on the curve.
6. A wheel of radius 1 rolls along a straight line, say the  $x$ -axis. A point  $P$  is located halfway between the center of the wheel and the rim; assume  $P$  starts at the point  $(0, 1/2)$ . As the wheel rolls,  $P$  traces a curve; find parametric equations for the curve.  $\Rightarrow$
7. A wheel of radius 1 rolls around the outside of a circle of radius 3. A point  $P$  on the rim of the wheel traces out a curve called a **hypercycloid**, as indicated in figure 12.4.3. Assuming  $P$  starts at the point  $(3, 0)$ , find parametric equations for the curve.  $\Rightarrow$



**Figure 12.4.3** A hypercycloid and a hypocycloid.

8. A wheel of radius 1 rolls around the inside of a circle of radius 3. A point  $P$  on the rim of the wheel traces out a curve called a **hypocycloid**, as indicated in figure 12.4.3. Assuming  $P$  starts at the point  $(3, 0)$ , find parametric equations for the curve.  $\Rightarrow$
9. An **involute** of a circle is formed as follows: Imagine that a long (that is, infinite) string is wound tightly around a circle, and that you grasp the end of the string and begin to unwind it, keeping the string taut. The end of the string traces out the involute. Find parametric equations for this curve, using a circle of radius 1, and assuming that the string unwinds counter-clockwise and the end of the string is initially at  $(1, 0)$ . Figure 12.4.4 shows part of the curve; the dotted lines represent the string at a few different times.  $\Rightarrow$

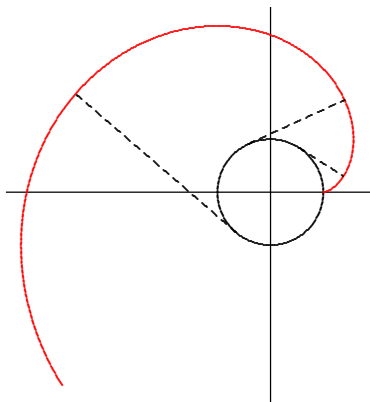


Figure 12.4.4 An involute of a circle.

## 12.5 CALCULUS WITH PARAMETRIC EQUATIONS

We have already seen how to compute slopes of curves given by parametric equations—it is how we computed slopes in polar coordinates.

**EXAMPLE 12.5.1** Find the slope of the cycloid  $x = t - \sin t$ ,  $y = 1 - \cos t$ . We compute  $x' = 1 - \cos t$ ,  $y' = \sin t$ , so

$$\frac{dy}{dx} = \frac{\sin t}{1 - \cos t}.$$

Note that when  $t$  is an odd multiple of  $\pi$ , like  $\pi$  or  $3\pi$ , this is  $(0/2) = 0$ , so there is a horizontal tangent line, in agreement with figure 12.4.1. At even multiples of  $\pi$ , the fraction is  $0/0$ , which is undefined. The figure shows that there is no tangent line at such points.  $\square$

Areas can be a bit trickier with parametric equations, depending on the curve and the area desired. We can potentially compute areas between the curve and the  $x$ -axis quite easily.

**EXAMPLE 12.5.2** Find the area under one arch of the cycloid  $x = t - \sin t$ ,  $y = 1 - \cos t$ . We would like to compute

$$\int_0^{2\pi} y \, dx,$$

but we do not know  $y$  in terms of  $x$ . However, the parametric equations allow us to make a substitution: use  $y = 1 - \cos t$  to replace  $y$ , and compute  $dx = (1 - \cos t) \, dt$ . Then the integral becomes

$$\int_0^{2\pi} (1 - \cos t)(1 - \cos t) \, dt = 3\pi.$$

Note that we need to convert the original  $x$  limits to  $t$  limits using  $x = t - \sin t$ . When  $x = 0$ ,  $t = \sin t$ , which happens only when  $t = 0$ . Likewise, when  $x = 2\pi$ ,  $t - 2\pi = \sin t$  and  $t = 2\pi$ . Alternately, because we understand how the cycloid is produced, we can see directly that one arch is generated by  $0 \leq t \leq 2\pi$ . In general, of course, the  $t$  limits will be different than the  $x$  limits.  $\square$

This technique will allow us to compute some quite interesting areas, as illustrated by the exercises.

As a final example, we see how to compute the length of a curve given by parametric equations. Section 11.4 investigates arc length for functions given as  $y$  in terms of  $x$ , and develops the formula for length:

$$\int_a^b \sqrt{1 + \left(\frac{dy}{dx}\right)^2} dx.$$

Using some properties of derivatives, including the chain rule, we can convert this to use parametric equations  $x = f(t)$ ,  $y = g(t)$ :

$$\begin{aligned} \int_a^b \sqrt{1 + \left(\frac{dy}{dx}\right)^2} dx &= \int_a^b \sqrt{\left(\frac{dx}{dt}\right)^2 + \left(\frac{dx}{dt}\right)^2 \left(\frac{dy}{dx}\right)^2} \frac{dt}{dx} dx \\ &= \int_u^v \sqrt{\left(\frac{dx}{dt}\right)^2 + \left(\frac{dy}{dt}\right)^2} dt \\ &= \int_u^v \sqrt{(f'(t))^2 + (g'(t))^2} dt. \end{aligned}$$

Here  $u$  and  $v$  are the  $t$  limits corresponding to the  $x$  limits  $a$  and  $b$ .

**EXAMPLE 12.5.3** Find the length of one arch of the cycloid. From  $x = t - \sin t$ ,  $y = 1 - \cos t$ , we get the derivatives  $f' = 1 - \cos t$  and  $g' = \sin t$ , so the length is

$$\int_0^{2\pi} \sqrt{(1 - \cos t)^2 + \sin^2 t} dt = \int_0^{2\pi} \sqrt{2 - 2 \cos t} dt.$$

Now we use the formula  $\sin^2(t/2) = (1 - \cos(t))/2$  or  $4 \sin^2(t/2) = 2 - 2 \cos t$  to get

$$\int_0^{2\pi} \sqrt{4 \sin^2(t/2)} dt.$$

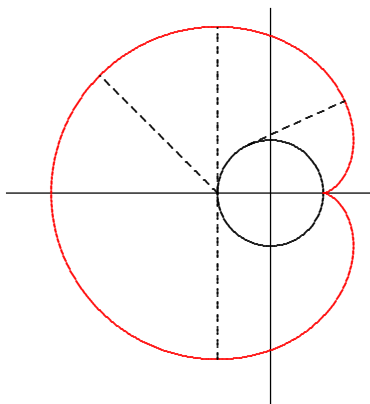
Since  $0 \leq t \leq 2\pi$ ,  $\sin(t/2) \geq 0$ , so we can rewrite this as

$$\int_0^{2\pi} 2 \sin(t/2) dt = 8.$$

$\square$

**Exercises 12.5.**

1. Consider the curve of exercise 6 in section 12.4. Find all values of  $t$  for which the curve has a horizontal tangent line.  $\Rightarrow$
2. Consider the curve of exercise 6 in section 12.4. Find the area under one arch of the curve.  $\Rightarrow$
3. Consider the curve of exercise 6 in section 12.4. Set up an integral for the length of one arch of the curve.  $\Rightarrow$
4. Consider the hypercycloid of exercise 7 in section 12.4. Find all points at which the curve has a horizontal tangent line.  $\Rightarrow$
5. Consider the hypercycloid of exercise 7 in section 12.4. Find the area between the large circle and one arch of the curve.  $\Rightarrow$
6. Consider the hypercycloid of exercise 7 in section 12.4. Find the length of one arch of the curve.  $\Rightarrow$
7. Consider the hypocycloid of exercise 8 in section 12.4. Find the area inside the curve.  $\Rightarrow$
8. Consider the hypocycloid of exercise 8 in section 12.4. Find the length of one arch of the curve.  $\Rightarrow$
9. Recall the involute of a circle from exercise 9 in section 12.4. Find the point in the first quadrant in figure 12.4.4 at which the tangent line is vertical.  $\Rightarrow$
10. Recall the involute of a circle from exercise 9 in section 12.4. Instead of an infinite string, suppose we have a string of length  $\pi$  attached to the unit circle at  $(-1, 0)$ , and initially laid around the top of the circle with its end at  $(1, 0)$ . If we grasp the end of the string and begin to unwind it, we get a piece of the involute, until the string is vertical. If we then keep the string taut and continue to rotate it counter-clockwise, the end traces out a semi-circle with center at  $(-1, 0)$ , until the string is vertical again. Continuing, the end of the string traces out the mirror image of the initial portion of the curve; see figure 12.5.1. Find the area of the region inside this curve and outside the unit circle.  $\Rightarrow$



**Figure 12.5.1** A region formed by the end of a string.

11. Find the length of the curve from the previous exercise, shown in figure 12.5.1.  $\Rightarrow$
12. Find the length of the spiral of Archimedes (figure 12.3.4) for  $0 \leq \theta \leq 2\pi$ .  $\Rightarrow$





# 13

## Sequences and Series

Consider the following sum:

$$\frac{1}{2} + \frac{1}{4} + \frac{1}{8} + \frac{1}{16} + \cdots + \frac{1}{2^i} + \cdots$$

The dots at the end indicate that the sum goes on forever. Does this make sense? Can we assign a numerical value to an infinite sum? While at first it may seem difficult or impossible, we have certainly done something similar when we talked about one quantity getting “closer and closer” to a fixed quantity. Here we could ask whether, as we add more and more terms, the sum gets closer and closer to some fixed value. That is, look at

$$\begin{aligned}\frac{1}{2} &= \frac{1}{2} \\ \frac{3}{4} &= \frac{1}{2} + \frac{1}{4} \\ \frac{7}{8} &= \frac{1}{2} + \frac{1}{4} + \frac{1}{8} \\ \frac{15}{16} &= \frac{1}{2} + \frac{1}{4} + \frac{1}{8} + \frac{1}{16}\end{aligned}$$

and so on, and ask whether these values have a limit. It seems pretty clear that they do, namely 1. In fact, as we will see, it's not hard to show that

$$\frac{1}{2} + \frac{1}{4} + \frac{1}{8} + \frac{1}{16} + \cdots + \frac{1}{2^i} = \frac{2^i - 1}{2^i} = 1 - \frac{1}{2^i}$$

and then

$$\lim_{i \rightarrow \infty} 1 - \frac{1}{2^i} = 1 - 0 = 1.$$

There is one place that you have long accepted this notion of infinite sum without really thinking of it as a sum:

$$0.3333\bar{3} = \frac{3}{10} + \frac{3}{100} + \frac{3}{1000} + \frac{3}{10000} + \cdots = \frac{1}{3},$$

for example, or

$$3.14159\dots = 3 + \frac{1}{10} + \frac{4}{100} + \frac{1}{1000} + \frac{5}{10000} + \frac{9}{100000} + \cdots = \pi.$$

Our first task, then, to investigate infinite sums, called **series**, is to investigate limits of **sequences** of numbers. That is, we officially call

$$\sum_{i=1}^{\infty} \frac{1}{2^i} = \frac{1}{2} + \frac{1}{4} + \frac{1}{8} + \frac{1}{16} + \cdots + \frac{1}{2^i} + \cdots$$

a series, while

$$\frac{1}{2}, \frac{3}{4}, \frac{7}{8}, \frac{15}{16}, \dots, \frac{2^i - 1}{2^i}, \dots$$

is a sequence, and

$$\sum_{i=1}^{\infty} \frac{1}{2^i} = \lim_{i \rightarrow \infty} \frac{2^i - 1}{2^i},$$

that is, the value of a series is the limit of a particular sequence.

## 13.1 SEQUENCES

While the idea of a sequence of numbers,  $a_1, a_2, a_3, \dots$  is straightforward, it is useful to think of a sequence as a function. We have up until now dealt with functions whose domains are the real numbers, or a subset of the real numbers, like  $f(x) = \sin x$ . A sequence is a function with domain the natural numbers  $\mathbb{N} = \{1, 2, 3, \dots\}$  or the non-negative integers,  $\mathbb{Z}^{\geq 0} = \{0, 1, 2, 3, \dots\}$ . The range of the function is still allowed to be the real numbers; in symbols, we say that a sequence is a function  $f: \mathbb{N} \rightarrow \mathbb{R}$ . Sequences are written in a few different ways, all equivalent; these all mean the same thing:

$$\begin{aligned} a_1, a_2, a_3, \dots \\ \{a_n\}_{n=1}^{\infty} \\ \{f(n)\}_{n=1}^{\infty} \end{aligned}$$

As with functions on the real numbers, we will most often encounter sequences that can be expressed by a formula. We have already seen the sequence  $a_i = f(i) = 1 - 1/2^i$ ,

and others are easy to come by:

$$f(i) = \frac{i}{i+1}$$

$$f(n) = \frac{1}{2^n}$$

$$f(n) = \sin(n\pi/6)$$

$$f(i) = \frac{(i-1)(i+2)}{2^i}$$

Frequently these formulas will make sense if thought of either as functions with domain  $\mathbb{R}$  or  $\mathbb{N}$ , though occasionally one will make sense only for integer values.

Faced with a sequence we are interested in the limit

$$\lim_{i \rightarrow \infty} f(i) = \lim_{i \rightarrow \infty} a_i.$$

We already understand

$$\lim_{x \rightarrow \infty} f(x)$$

when  $x$  is a real valued variable; now we simply want to restrict the “input” values to be integers. No real difference is required in the definition of limit, except that we specify, perhaps implicitly, that the variable is an integer. Compare this definition to definition 4.7.4.

**DEFINITION 13.1.1** Suppose that  $\{a_n\}_{n=1}^{\infty}$  is a sequence. We say that  $\lim_{n \rightarrow \infty} a_n = L$  if for every  $\epsilon > 0$  there is an  $N > 0$  so that whenever  $n > N$ ,  $|a_n - L| < \epsilon$ . If  $\lim_{n \rightarrow \infty} a_n = L$  we say that the sequence **converges**, otherwise it **diverges**.  $\square$

If  $f(i)$  defines a sequence, and  $f(x)$  makes sense, and  $\lim_{x \rightarrow \infty} f(x) = L$ , then it is clear that  $\lim_{i \rightarrow \infty} f(i) = L$  as well, but it is important to note that the converse of this statement is not true. For example, since  $\lim_{x \rightarrow \infty} (1/x) = 0$ , it is clear that also  $\lim_{i \rightarrow \infty} (1/i) = 0$ , that is, the numbers

$$\frac{1}{1}, \frac{1}{2}, \frac{1}{3}, \frac{1}{4}, \frac{1}{5}, \frac{1}{6}, \dots$$

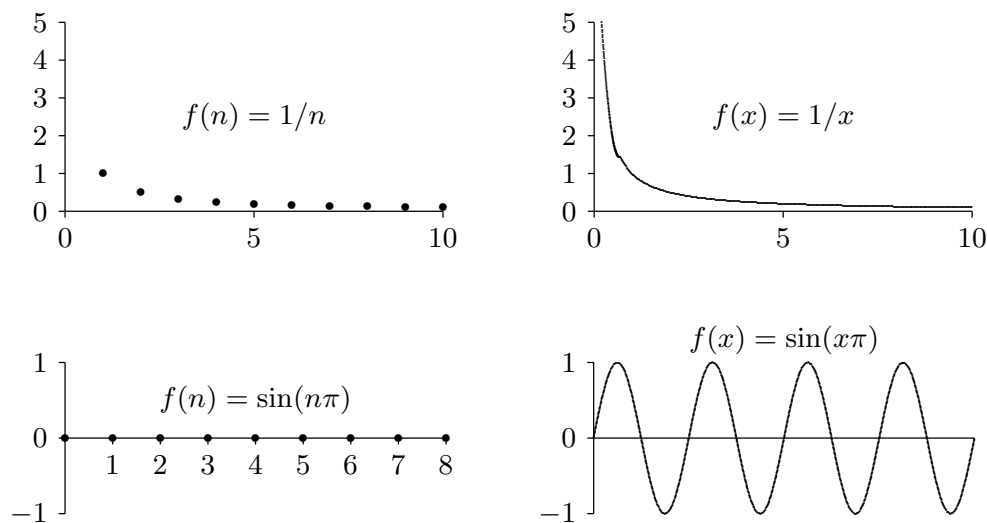
get closer and closer to 0. Consider this, however: Let  $f(n) = \sin(n\pi)$ . This is the sequence

$$\sin(0\pi), \sin(1\pi), \sin(2\pi), \sin(3\pi), \dots = 0, 0, 0, 0, \dots$$

since  $\sin(n\pi) = 0$  when  $n$  is an integer. Thus  $\lim_{n \rightarrow \infty} f(n) = 0$ . But  $\lim_{x \rightarrow \infty} f(x)$ , when  $x$  is real, does not exist: as  $x$  gets bigger and bigger, the values  $\sin(x\pi)$  do not get closer and

closer to a single value, but take on all values between  $-1$  and  $1$  over and over. In general, whenever you want to know  $\lim_{n \rightarrow \infty} f(n)$  you should first attempt to compute  $\lim_{x \rightarrow \infty} f(x)$ , since if the latter exists it is also equal to the first limit. But if for some reason  $\lim_{x \rightarrow \infty} f(x)$  does not exist, it may still be true that  $\lim_{n \rightarrow \infty} f(n)$  exists, but you'll have to figure out another way to compute it.

It is occasionally useful to think of the graph of a sequence. Since the function is defined only for integer values, the graph is just a sequence of dots. In figure 13.1.1 we see the graphs of two sequences and the graphs of the corresponding real functions.



**Figure 13.1.1** Graphs of sequences and their corresponding real functions.

Not surprisingly, the properties of limits of real functions translate into properties of sequences quite easily. Theorem 2.3.6 about limits becomes

**THEOREM 13.1.2** Suppose that  $\lim_{n \rightarrow \infty} a_n = L$  and  $\lim_{n \rightarrow \infty} b_n = M$  and  $k$  is some constant.

Then

$$\lim_{n \rightarrow \infty} ka_n = k \lim_{n \rightarrow \infty} a_n = kL$$

$$\lim_{n \rightarrow \infty} (a_n + b_n) = \lim_{n \rightarrow \infty} a_n + \lim_{n \rightarrow \infty} b_n = L + M$$

$$\lim_{n \rightarrow \infty} (a_n - b_n) = \lim_{n \rightarrow \infty} a_n - \lim_{n \rightarrow \infty} b_n = L - M$$

$$\lim_{n \rightarrow \infty} (a_n b_n) = \lim_{n \rightarrow \infty} a_n \cdot \lim_{n \rightarrow \infty} b_n = LM$$

$$\lim_{n \rightarrow \infty} \frac{a_n}{b_n} = \frac{\lim_{n \rightarrow \infty} a_n}{\lim_{n \rightarrow \infty} b_n} = \frac{L}{M}, \text{ if } M \text{ is not } 0$$

■

Likewise the Squeeze Theorem (4.3.1) becomes

**THEOREM 13.1.3** Suppose that  $a_n \leq b_n \leq c_n$  for all  $n > N$ , for some  $N$ . If  $\lim_{n \rightarrow \infty} a_n = \lim_{n \rightarrow \infty} c_n = L$ , then  $\lim_{n \rightarrow \infty} b_n = L$ . ■

And a final useful fact:

**THEOREM 13.1.4**  $\lim_{n \rightarrow \infty} |a_n| = 0$  if and only if  $\lim_{n \rightarrow \infty} a_n = 0$ . ■

This says simply that the size of  $a_n$  gets close to zero if and only if  $a_n$  gets close to zero.

**EXAMPLE 13.1.5** Determine whether  $\left\{ \frac{n}{n+1} \right\}_{n=0}^{\infty}$  converges or diverges. If it converges, compute the limit. Since this makes sense for real numbers we consider

$$\lim_{x \rightarrow \infty} \frac{x}{x+1} = \lim_{x \rightarrow \infty} 1 - \frac{1}{x+1} = 1 - 0 = 1.$$

Thus the sequence converges to 1. □

**EXAMPLE 13.1.6** Determine whether  $\left\{ \frac{\ln n}{n} \right\}_{n=1}^{\infty}$  converges or diverges. If it converges, compute the limit. We compute

$$\lim_{x \rightarrow \infty} \frac{\ln x}{x} = \lim_{x \rightarrow \infty} \frac{1/x}{1} = 0,$$

using L'Hôpital's Rule. Thus the sequence converges to 0. □

**EXAMPLE 13.1.7** Determine whether  $\{(-1)^n\}_{n=0}^{\infty}$  converges or diverges. If it converges, compute the limit. This does not make sense for all real exponents, but the sequence is easy to understand: it is

$$1, -1, 1, -1, 1, \dots$$

and clearly diverges. □

**EXAMPLE 13.1.8** Determine whether  $\{(-1/2)^n\}_{n=0}^{\infty}$  converges or diverges. If it converges, compute the limit. We consider the sequence  $\{|(-1/2)^n|\}_{n=0}^{\infty} = \{(1/2)^n\}_{n=0}^{\infty}$ . Then

$$\lim_{x \rightarrow \infty} \left( \frac{1}{2} \right)^x = \lim_{x \rightarrow \infty} \frac{1}{2^x} = 0,$$

so by theorem 13.1.4 the sequence converges to 0. □

**EXAMPLE 13.1.9** Determine whether  $\{(\sin n)/\sqrt{n}\}_{n=1}^{\infty}$  converges or diverges. If it converges, compute the limit. Since  $|\sin n| \leq 1$ ,  $0 \leq |\sin n/\sqrt{n}| \leq 1/\sqrt{n}$  and we can use theorem 13.1.3 with  $a_n = 0$  and  $c_n = 1/\sqrt{n}$ . Since  $\lim_{n \rightarrow \infty} a_n = \lim_{n \rightarrow \infty} c_n = 0$ ,  $\lim_{n \rightarrow \infty} \sin n/\sqrt{n} = 0$  and the sequence converges to 0.  $\square$

**EXAMPLE 13.1.10** A particularly common and useful sequence is  $\{r^n\}_{n=0}^{\infty}$ , for various values of  $r$ . Some are quite easy to understand: If  $r = 1$  the sequence converges to 1 since every term is 1, and likewise if  $r = 0$  the sequence converges to 0. If  $r = -1$  this is the sequence of example 13.1.7 and diverges. If  $r > 1$  or  $r < -1$  the terms  $r^n$  get large without limit, so the sequence diverges. If  $0 < r < 1$  then the sequence converges to 0. If  $-1 < r < 0$  then  $|r^n| = |r|^n$  and  $0 < |r| < 1$ , so the sequence  $\{|r^n|\}_{n=0}^{\infty}$  converges to 0, so also  $\{r^n\}_{n=0}^{\infty}$  converges to 0. In summary,  $\{r^n\}$  converges precisely when  $-1 < r \leq 1$  in which case

$$\lim_{n \rightarrow \infty} r^n = \begin{cases} 0 & \text{if } -1 < r < 1 \\ 1 & \text{if } r = 1 \end{cases}$$

$\square$

Sometimes we will not be able to determine the limit of a sequence, but we still would like to know whether it converges. In some cases we can determine this even without being able to compute the limit.

A sequence is called **increasing** or sometimes **strictly increasing** if  $a_i < a_{i+1}$  for all  $i$ . It is called **non-decreasing** or sometimes (unfortunately) **increasing** if  $a_i \leq a_{i+1}$  for all  $i$ . Similarly a sequence is **decreasing** if  $a_i > a_{i+1}$  for all  $i$  and **non-increasing** if  $a_i \geq a_{i+1}$  for all  $i$ . If a sequence has any of these properties it is called **monotonic**.

**EXAMPLE 13.1.11** The sequence

$$\left\{ \frac{2^i - 1}{2^i} \right\}_{i=1}^{\infty} = \frac{1}{2}, \frac{3}{4}, \frac{7}{8}, \frac{15}{16}, \dots,$$

is increasing, and

$$\left\{ \frac{n+1}{n} \right\}_{i=1}^{\infty} = \frac{2}{1}, \frac{3}{2}, \frac{4}{3}, \frac{5}{4}, \dots$$

is decreasing.  $\square$

A sequence is **bounded above** if there is some number  $N$  such that  $a_n \leq N$  for every  $n$ , and **bounded below** if there is some number  $N$  such that  $a_n \geq N$  for every  $n$ . If a sequence is bounded above and bounded below it is **bounded**. If a sequence  $\{a_n\}_{n=0}^{\infty}$  is increasing or non-decreasing it is bounded below (by  $a_0$ ), and if it is decreasing or non-increasing it is bounded above (by  $a_0$ ). Finally, with all this new terminology we can state an important theorem.

**THEOREM 13.1.12** If a sequence is bounded and monotonic then it converges. ■

We will not prove this; the proof appears in many calculus books. It is not hard to believe: suppose that a sequence is increasing and bounded, so each term is larger than the one before, yet never larger than some fixed value  $N$ . The terms must then get closer and closer to some value between  $a_0$  and  $N$ . It need not be  $N$ , since  $N$  may be a “too-generous” upper bound; the limit will be the smallest number that is above all of the terms  $a_i$ .

**EXAMPLE 13.1.13** All of the terms  $(2^i - 1)/2^i$  are less than 2, and the sequence is increasing. As we have seen, the limit of the sequence is 1: 1 is the smallest number that is bigger than all the terms in the sequence. Similarly, all of the terms  $(n + 1)/n$  are bigger than  $1/2$ , and the limit is 1: 1 is the largest number that is smaller than the terms of the sequence. □

We don’t actually need to know that a sequence is monotonic to apply this theorem—it is enough to know that the sequence is “eventually” monotonic, that is, that at some point it becomes increasing or decreasing. For example, the sequence 10, 9, 8, 15, 3, 21, 4,  $3/4$ ,  $7/8$ ,  $15/16$ ,  $31/32, \dots$  is not increasing, because among the first few terms it is not. But starting with the term  $3/4$  it is increasing, so the theorem tells us that the sequence  $3/4, 7/8, 15/16, 31/32, \dots$  converges. Since convergence depends only on what happens as  $n$  gets large, adding a few terms at the beginning can’t turn a convergent sequence into a divergent one.

**EXAMPLE 13.1.14** Show that  $\{n^{1/n}\}$  converges.

We first show that this sequence is decreasing, that is, that  $n^{1/n} > (n+1)^{1/(n+1)}$ . Consider the real function  $f(x) = x^{1/x}$  when  $x \geq 1$ . We can compute the derivative,  $f'(x) = x^{1/x}(1 - \ln x)/x^2$ , and note that when  $x \geq 3$  this is negative. Since the function has negative slope,  $n^{1/n} > (n+1)^{1/(n+1)}$  when  $n \geq 3$ . Since all terms of the sequence are positive, the sequence is decreasing and bounded when  $n \geq 3$ , and so the sequence converges. (As it happens, we can compute the limit in this case, but we know it converges even without knowing the limit; see exercise 1.) □

**EXAMPLE 13.1.15** Show that  $\{n!/n^n\}$  converges.

Again we show that the sequence is decreasing, and since each term is positive the sequence converges. We can’t take the derivative this time, as  $x!$  doesn’t make sense for  $x$  real. But we note that if  $a_{n+1}/a_n < 1$  then  $a_{n+1} < a_n$ , which is what we want to know. So we look at  $a_{n+1}/a_n$ :

$$\frac{a_{n+1}}{a_n} = \frac{(n+1)!}{(n+1)^{n+1}} \frac{n^n}{n!} = \frac{(n+1)!}{n!} \frac{n^n}{(n+1)^{n+1}} = \frac{n+1}{n+1} \left(\frac{n}{n+1}\right)^n = \left(\frac{n}{n+1}\right)^n < 1.$$

(Again it is possible to compute the limit; see exercise 2.) □

### Exercises 13.1.

1. Compute  $\lim_{x \rightarrow \infty} x^{1/x}$ .  $\Rightarrow$
2. Use the squeeze theorem to show that  $\lim_{n \rightarrow \infty} \frac{n!}{n^n} = 0$ .
3. Determine whether  $\{\sqrt{n+47} - \sqrt{n}\}_{n=0}^{\infty}$  converges or diverges. If it converges, compute the limit.  $\Rightarrow$
4. Determine whether  $\left\{ \frac{n^2 + 1}{(n+1)^2} \right\}_{n=0}^{\infty}$  converges or diverges. If it converges, compute the limit.  $\Rightarrow$
5. Determine whether  $\left\{ \frac{n+47}{\sqrt{n^2+3n}} \right\}_{n=1}^{\infty}$  converges or diverges. If it converges, compute the limit.  $\Rightarrow$
6. Determine whether  $\left\{ \frac{2^n}{n!} \right\}_{n=0}^{\infty}$  converges or diverges.  $\Rightarrow$

## 13.2 SERIES

While much more can be said about sequences, we now turn to our principal interest, series. Recall that a series, roughly speaking, is the sum of a sequence: if  $\{a_i\}_{i=0}^{\infty}$  is a sequence then the associated series is

$$\sum_{i=0}^{\infty} a_i = a_0 + a_1 + a_2 + \cdots$$

Associated with a series is a second sequence, called the **sequence of partial sums**  $\{s_n\}_{n=0}^{\infty}$ :

$$s_n = \sum_{i=0}^n a_i.$$

So

$$s_0 = a_0, \quad s_1 = a_0 + a_1, \quad s_2 = a_0 + a_1 + a_2, \quad \dots$$

A series converges if the sequence of partial sums converges, and otherwise the series diverges.

**EXAMPLE 13.2.1** If  $a_n = kx^n$ ,  $\sum_{n=0}^{\infty} a_n$  is called a **geometric series**. A typical partial sum is

$$s_n = k + kx + kx^2 + kx^3 + \cdots + kx^n = k(1 + x + x^2 + x^3 + \cdots + x^n).$$



We note that

$$\begin{aligned}
 s_n(1-x) &= k(1+x+x^2+x^3+\cdots+x^n)(1-x) \\
 &= k(1+x+x^2+x^3+\cdots+x^n)1 - k(1+x+x^2+x^3+\cdots+x^{n-1}+x^n)x \\
 &= k(1+x+x^2+x^3+\cdots+x^n - x - x^2 - x^3 - \cdots - x^n - x^{n+1}) \\
 &= k(1-x^{n+1})
 \end{aligned}$$

so

$$\begin{aligned}
 s_n(1-x) &= k(1-x^{n+1}) \\
 s_n &= k \frac{1-x^{n+1}}{1-x}.
 \end{aligned}$$

If  $|x| < 1$ ,  $\lim_{n \rightarrow \infty} x^n = 0$  so

$$\lim_{n \rightarrow \infty} s_n = \lim_{n \rightarrow \infty} k \frac{1-x^{n+1}}{1-x} = k \frac{1}{1-x}.$$

Thus, when  $|x| < 1$  the geometric series converges to  $k/(1-x)$ . When, for example,  $k = 1$  and  $x = 1/2$ :

$$s_n = \frac{1 - (1/2)^{n+1}}{1 - 1/2} = \frac{2^{n+1} - 1}{2^n} = 2 - \frac{1}{2^n} \quad \text{and} \quad \sum_{n=0}^{\infty} \frac{1}{2^n} = \frac{1}{1 - 1/2} = 2.$$

We began the chapter with the series

$$\sum_{n=1}^{\infty} \frac{1}{2^n},$$

namely, the geometric series without the first term 1. Each partial sum of this series is 1 less than the corresponding partial sum for the geometric series, so of course the limit is also one less than the value of the geometric series, that is,

$$\sum_{n=1}^{\infty} \frac{1}{2^n} = 1.$$

□

It is not hard to see that the following theorem follows from theorem [13.1.2](#).

**THEOREM 13.2.2** Suppose that  $\sum a_n$  and  $\sum b_n$  are convergent series, and  $c$  is a constant. Then

1.  $\sum ca_n$  is convergent and  $\sum ca_n = c \sum a_n$

2.  $\sum (a_n + b_n)$  is convergent and  $\sum (a_n + b_n) = \sum a_n + \sum b_n$ . ■

The converses of the two parts of this theorem are subtly different. Suppose that  $\sum a_n$  diverges; does  $\sum ca_n$  also diverge if  $c$  is non-zero? Yes: suppose instead that  $\sum ca_n$  converges; then by the theorem,  $\sum (1/c)ca_n$  converges, but this is the same as  $\sum a_n$ , which by assumption diverges. Hence  $\sum ca_n$  also diverges. Note that we are applying the theorem with  $a_n$  replaced by  $ca_n$  and  $c$  replaced by  $(1/c)$ .

Now suppose that  $\sum a_n$  and  $\sum b_n$  diverge; does  $\sum (a_n + b_n)$  also diverge? Now the answer is no: Let  $a_n = 1$  and  $b_n = -1$ , so certainly  $\sum a_n$  and  $\sum b_n$  diverge. But  $\sum (a_n + b_n) = \sum (1 + -1) = \sum 0 = 0$ . Of course, sometimes  $\sum (a_n + b_n)$  will also diverge, for example, if  $a_n = b_n = 1$ , then  $\sum (a_n + b_n) = \sum (1 + 1) = \sum 2$  diverges.

In general, the sequence of partial sums  $s_n$  is harder to understand and analyze than the sequence of terms  $a_n$ , and it is difficult to determine whether series converge and if so to what. Sometimes things are relatively simple, starting with the following.

**THEOREM 13.2.3** If  $\sum a_n$  converges then  $\lim_{n \rightarrow \infty} a_n = 0$ .

**Proof.** Since  $\sum a_n$  converges,  $\lim_{n \rightarrow \infty} s_n = L$  and  $\lim_{n \rightarrow \infty} s_{n-1} = L$ , because this really says the same thing but “renumbers” the terms. By theorem 13.1.2,

$$\lim_{n \rightarrow \infty} (s_n - s_{n-1}) = \lim_{n \rightarrow \infty} s_n - \lim_{n \rightarrow \infty} s_{n-1} = L - L = 0.$$

But

$$s_n - s_{n-1} = (a_0 + a_1 + a_2 + \cdots + a_n) - (a_0 + a_1 + a_2 + \cdots + a_{n-1}) = a_n,$$

so as desired  $\lim_{n \rightarrow \infty} a_n = 0$ . ■

This theorem presents an easy divergence test: if given a series  $\sum a_n$  the limit  $\lim_{n \rightarrow \infty} a_n$  does not exist or has a value other than zero, the series diverges. Note well that the converse is *not* true: If  $\lim_{n \rightarrow \infty} a_n = 0$  then the series does not necessarily converge.

**EXAMPLE 13.2.4** Show that  $\sum_{n=1}^{\infty} \frac{n}{n+1}$  diverges.

We compute the limit:

$$\lim_{n \rightarrow \infty} \frac{n}{n+1} = 1 \neq 0.$$

Looking at the first few terms perhaps makes it clear that the series has no chance of converging:

$$\frac{1}{2} + \frac{2}{3} + \frac{3}{4} + \frac{4}{5} + \cdots$$

will just get larger and larger; indeed, after a bit longer the series starts to look very much like  $\cdots + 1 + 1 + 1 + 1 + \cdots$ , and of course if we add up enough 1's we can make the sum as large as we desire.  $\square$

**EXAMPLE 13.2.5** Show that  $\sum_{n=1}^{\infty} \frac{1}{n}$  diverges.

Here the theorem does not apply:  $\lim_{n \rightarrow \infty} 1/n = 0$ , so it looks like perhaps the series converges. Indeed, if you have the fortitude (or the software) to add up the first 1000 terms you will find that

$$\sum_{n=1}^{1000} \frac{1}{n} \approx 7.49,$$

so it might be reasonable to speculate that the series converges to something in the neighborhood of 10. But in fact the partial sums do go to infinity; they just get big very, very slowly. Consider the following:

$$1 + \frac{1}{2} + \frac{1}{3} + \frac{1}{4} > 1 + \frac{1}{2} + \frac{1}{4} + \frac{1}{4} = 1 + \frac{1}{2} + \frac{1}{2}$$

$$1 + \frac{1}{2} + \frac{1}{3} + \frac{1}{4} + \frac{1}{5} + \frac{1}{6} + \frac{1}{7} + \frac{1}{8} > 1 + \frac{1}{2} + \frac{1}{4} + \frac{1}{4} + \frac{1}{8} + \frac{1}{8} + \frac{1}{8} + \frac{1}{8} = 1 + \frac{1}{2} + \frac{1}{2} + \frac{1}{2}$$

$$1 + \frac{1}{2} + \frac{1}{3} + \cdots + \frac{1}{16} > 1 + \frac{1}{2} + \frac{1}{4} + \frac{1}{4} + \frac{1}{8} + \cdots + \frac{1}{8} + \frac{1}{16} + \cdots + \frac{1}{16} = 1 + \frac{1}{2} + \frac{1}{2} + \frac{1}{2} + \frac{1}{2}$$

and so on. By swallowing up more and more terms we can always manage to add at least another  $1/2$  to the sum, and by adding enough of these we can make the partial sums as big as we like. In fact, it's not hard to see from this pattern that

$$1 + \frac{1}{2} + \frac{1}{3} + \cdots + \frac{1}{2^n} > 1 + \frac{n}{2},$$

so to make sure the sum is over 100, for example, we'd add up terms until we get to around  $1/2^{198}$ , that is, about  $4 \cdot 10^{59}$  terms. This series,  $\sum(1/n)$ , is called the **harmonic series**.  $\square$

### Exercises 13.2.

1. Explain why  $\sum_{n=1}^{\infty} \frac{n^2}{2n^2 + 1}$  diverges.  $\Rightarrow$
2. Explain why  $\sum_{n=1}^{\infty} \frac{5}{2^{1/n} + 14}$  diverges.  $\Rightarrow$
3. Explain why  $\sum_{n=1}^{\infty} \frac{3}{n}$  diverges.  $\Rightarrow$

4. Compute  $\sum_{n=0}^{\infty} \frac{4}{(-3)^n} - \frac{3}{3^n}$ .  $\Rightarrow$

5. Compute  $\sum_{n=0}^{\infty} \frac{3}{2^n} + \frac{4}{5^n}$ .  $\Rightarrow$

6. Compute  $\sum_{n=0}^{\infty} \frac{4^{n+1}}{5^n}$ .  $\Rightarrow$

7. Compute  $\sum_{n=0}^{\infty} \frac{3^{n+1}}{7^{n+1}}$ .  $\Rightarrow$

8. Compute  $\sum_{n=1}^{\infty} \left(\frac{3}{5}\right)^n$ .  $\Rightarrow$

9. Compute  $\sum_{n=1}^{\infty} \frac{3^n}{5^{n+1}}$ .  $\Rightarrow$

### 13.3 THE INTEGRAL TEST

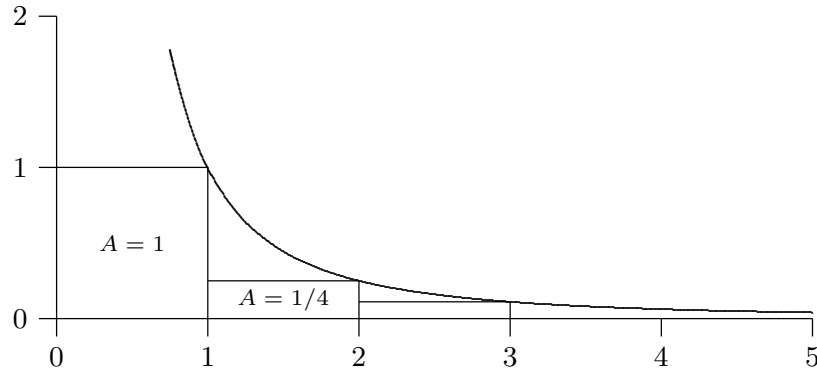
It is generally quite difficult, often impossible, to determine the value of a series exactly. In many cases it is possible at least to determine whether or not the series converges, and so we will spend most of our time on this problem.

If all of the terms  $a_n$  in a series are non-negative, then clearly the sequence of partial sums  $s_n$  is non-decreasing. This means that if we can show that the sequence of partial sums is bounded, the series must converge. We know that if the series converges, the terms  $a_n$  approach zero, but this does not mean that  $a_n \geq a_{n+1}$  for every  $n$ . Many useful and interesting series do have this property, however, and they are among the easiest to understand. Let's look at an example.

**EXAMPLE 13.3.1** Show that  $\sum_{n=1}^{\infty} \frac{1}{n^2}$  converges.

The terms  $1/n^2$  are positive and decreasing, and since  $\lim_{x \rightarrow \infty} 1/x^2 = 0$ , the terms  $1/n^2$  approach zero. We seek an upper bound for all the partial sums, that is, we want to find a number  $N$  so that  $s_n \leq N$  for every  $n$ . The upper bound is provided courtesy of integration, and is inherent in figure 13.3.1.

The figure shows the graph of  $y = 1/x^2$  together with some rectangles that lie completely below the curve and that all have base length one. Because the heights of the rectangles are determined by the height of the curve, the areas of the rectangles are  $1/1^2$ ,  $1/2^2$ ,  $1/3^2$ , and so on—in other words, exactly the terms of the series. The partial sum  $s_n$  is simply the sum of the areas of the first  $n$  rectangles. Because the rectangles all lie between the curve and the  $x$ -axis, any sum of rectangle areas is less than the corresponding



**Figure 13.3.1** Graph of  $y = 1/x^2$  with rectangles.

area under the curve, and so of course any sum of rectangle areas is less than the area under the entire curve, that is, all the way to infinity. There is a bit of trouble at the left end, where there is an asymptote, but we can work around that easily. Here it is:

$$s_n = \frac{1}{1^2} + \frac{1}{2^2} + \frac{1}{3^2} + \cdots + \frac{1}{n^2} < 1 + \int_1^n \frac{1}{x^2} dx < 1 + \int_1^\infty \frac{1}{x^2} dx = 1 + 1 = 2,$$

recalling that we computed this improper integral in section 11.2. Since the sequence of partial sums  $s_n$  is increasing and bounded above by 2, we know that  $\lim_{n \rightarrow \infty} s_n = L \leq 2$ , and so the series converges to some number at most 2. In fact, it is possible, though difficult, to show that  $L = \pi^2/6 \approx 1.6$ .  $\square$

We already know that  $\sum 1/n$  diverges. What goes wrong if we try to apply this technique to it? Here's the calculation:

$$s_n = \frac{1}{1} + \frac{1}{2} + \frac{1}{3} + \cdots + \frac{1}{n} < 1 + \int_1^n \frac{1}{x} dx < 1 + \int_1^\infty \frac{1}{x} dx = 1 + \infty.$$

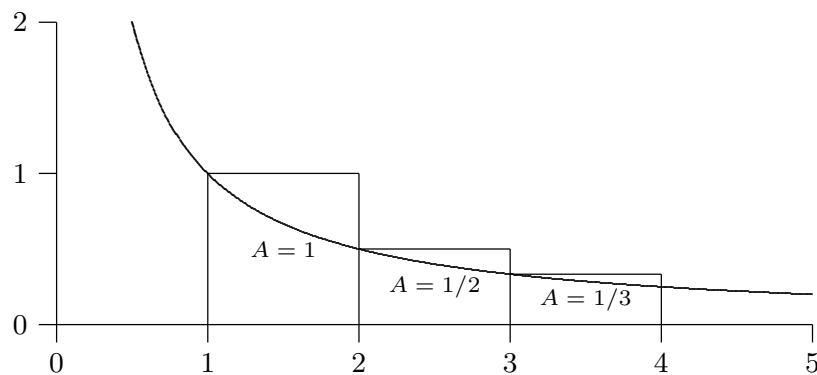
The problem is that the improper integral doesn't converge. Note well that this does *not* prove that  $\sum 1/n$  diverges, just that this particular calculation fails to prove that it converges. A slight modification, however, allows us to prove in a second way that  $\sum 1/n$  diverges.

**EXAMPLE 13.3.2** Consider a slightly altered version of figure 13.3.1, shown in figure 13.3.2.

The rectangles this time are above the curve, that is, each rectangle completely contains the corresponding area under the curve. This means that

$$s_n = \frac{1}{1} + \frac{1}{2} + \frac{1}{3} + \cdots + \frac{1}{n} > \int_1^{n+1} \frac{1}{x} dx = \ln x \Big|_1^{n+1} = \ln(n+1).$$

As  $n$  gets bigger,  $\ln(n+1)$  goes to infinity, so the sequence of partial sums  $s_n$  must also go to infinity, so the harmonic series diverges.  $\square$



**Figure 13.3.2** Graph of  $y = 1/x$  with rectangles.

The important fact that clinches this example is that

$$\lim_{n \rightarrow \infty} \int_1^{n+1} \frac{1}{x} dx = \infty,$$

which we can rewrite as

$$\int_1^{\infty} \frac{1}{x} dx = \infty.$$

So these two examples taken together indicate that we can prove that a series converges or prove that it diverges with a single calculation of an improper integral. This is known as the **integral test**, which we state as a theorem.

**THEOREM 13.3.3** Suppose that  $f(x) > 0$  and is decreasing on the infinite interval  $[k, \infty)$  (for some  $k \geq 1$ ) and that  $a_n = f(n)$ . Then the series  $\sum_{n=1}^{\infty} a_n$  converges if and only if the improper integral  $\int_1^{\infty} f(x) dx$  converges. ■

The two examples we have seen are called  $p$ -series; a  $p$ -series is any series of the form  $\sum 1/n^p$ . If  $p \leq 0$ ,  $\lim_{n \rightarrow \infty} 1/n^p \neq 0$ , so the series diverges. For positive values of  $p$  we can determine precisely which series converge.

**THEOREM 13.3.4** A  $p$ -series with  $p > 0$  converges if and only if  $p > 1$ .

**Proof.** We use the integral test; we have already done  $p = 1$ , so assume that  $p \neq 1$ .

$$\int_1^{\infty} \frac{1}{x^p} dx = \lim_{D \rightarrow \infty} \left. \frac{x^{1-p}}{1-p} \right|_1^D = \lim_{D \rightarrow \infty} \frac{D^{1-p}}{1-p} - \frac{1}{1-p}.$$

If  $p > 1$  then  $1 - p < 0$  and  $\lim_{D \rightarrow \infty} D^{1-p} = 0$ , so the integral converges. If  $0 < p < 1$  then  $1 - p > 0$  and  $\lim_{D \rightarrow \infty} D^{1-p} = \infty$ , so the integral diverges. ■

**EXAMPLE 13.3.5** Show that  $\sum_{n=1}^{\infty} \frac{1}{n^3}$  converges.

We could of course use the integral test, but now that we have the theorem we may simply note that this is a  $p$ -series with  $p > 1$ .  $\square$

**EXAMPLE 13.3.6** Show that  $\sum_{n=1}^{\infty} \frac{5}{n^4}$  converges.

We know that if  $\sum_{n=1}^{\infty} 1/n^4$  converges then  $\sum_{n=1}^{\infty} 5/n^4$  also converges, by theorem 13.2.2. Since  $\sum_{n=1}^{\infty} 1/n^4$  is a convergent  $p$ -series,  $\sum_{n=1}^{\infty} 5/n^4$  converges also.  $\square$

**EXAMPLE 13.3.7** Show that  $\sum_{n=1}^{\infty} \frac{5}{\sqrt{n}}$  diverges.

This also follows from theorem 13.2.2: Since  $\sum_{n=1}^{\infty} \frac{1}{\sqrt{n}}$  is a  $p$ -series with  $p = 1/2 < 1$ , it diverges, and so does  $\sum_{n=1}^{\infty} \frac{5}{\sqrt{n}}$ .  $\square$

Since it is typically difficult to compute the value of a series exactly, a good approximation is frequently required. In a real sense, a good approximation is only as good as we know it is, that is, while an approximation may in fact be good, it is only valuable in practice if we can guarantee its accuracy to some degree. This guarantee is usually easy to come by for series with decreasing positive terms.

**EXAMPLE 13.3.8** Approximate  $\sum 1/n^2$  to two decimal places.

Referring to figure 13.3.1, if we approximate the sum by  $\sum_{n=1}^N 1/n^2$ , the error we make is the total area of the remaining rectangles, all of which lie under the curve  $1/x^2$  from  $x = N$  out to infinity. So we know the true value of the series is larger than the approximation, and no bigger than the approximation plus the area under the curve from  $N$  to infinity. Roughly, then, we need to find  $N$  so that

$$\int_N^{\infty} \frac{1}{x^2} dx < 1/100.$$

We can compute the integral:

$$\int_N^{\infty} \frac{1}{x^2} dx = \frac{1}{N},$$

so  $N = 100$  is a good starting point. Adding up the first 100 terms gives approximately 1.634983900, and that plus  $1/100$  is 1.644983900, so approximating the series by the value halfway between these will be at most  $1/200 = 0.005$  in error. The midpoint is 1.639983900, but while this is correct to  $\pm 0.005$ , we can't tell if the correct two-decimal approximation is 1.63 or 1.64. We need to make  $N$  big enough to reduce the guaranteed error, perhaps to around 0.004 to be safe, so we would need  $1/N \approx 0.008$ , or  $N = 125$ . Now the sum of the first 125 terms is approximately 1.636965982, and that plus 0.008 is 1.644965982 and the point halfway between them is 1.640965982. The true value is then  $1.640965982 \pm 0.004$ , and all numbers in this range round to 1.64, so 1.64 is correct to two decimal places. We have mentioned that the true value of this series can be shown to be  $\pi^2/6 \approx 1.644934068$  which rounds down to 1.64 (just barely) and is indeed below the upper bound of 1.644965982, again just barely. Frequently approximations will be even better than the "guaranteed" accuracy, but not always, as this example demonstrates.  $\square$

### Exercises 13.3.

Determine whether each series converges or diverges.

1.  $\sum_{n=1}^{\infty} \frac{1}{n^{\pi/4}} \Rightarrow$

2.  $\sum_{n=1}^{\infty} \frac{n}{n^2 + 1} \Rightarrow$

3.  $\sum_{n=1}^{\infty} \frac{\ln n}{n^2} \Rightarrow$

4.  $\sum_{n=1}^{\infty} \frac{1}{n^2 + 1} \Rightarrow$

5.  $\sum_{n=1}^{\infty} \frac{1}{e^n} \Rightarrow$

6.  $\sum_{n=1}^{\infty} \frac{n}{e^n} \Rightarrow$

7.  $\sum_{n=2}^{\infty} \frac{1}{n \ln n} \Rightarrow$

8.  $\sum_{n=2}^{\infty} \frac{1}{n(\ln n)^2} \Rightarrow$

9. Find an  $N$  so that  $\sum_{n=1}^{\infty} \frac{1}{n^4}$  is between  $\sum_{n=1}^N \frac{1}{n^4}$  and  $\sum_{n=1}^N \frac{1}{n^4} + 0.005$ .  $\Rightarrow$

10. Find an  $N$  so that  $\sum_{n=0}^{\infty} \frac{1}{e^n}$  is between  $\sum_{n=0}^N \frac{1}{e^n}$  and  $\sum_{n=0}^N \frac{1}{e^n} + 10^{-4}$ .  $\Rightarrow$

11. Find an  $N$  so that  $\sum_{n=1}^{\infty} \frac{\ln n}{n^2}$  is between  $\sum_{n=1}^N \frac{\ln n}{n^2}$  and  $\sum_{n=1}^N \frac{\ln n}{n^2} + 0.005$ .  $\Rightarrow$

12. Find an  $N$  so that  $\sum_{n=2}^{\infty} \frac{1}{n(\ln n)^2}$  is between  $\sum_{n=2}^N \frac{1}{n(\ln n)^2}$  and  $\sum_{n=2}^N \frac{1}{n(\ln n)^2} + 0.005$ .  $\Rightarrow$

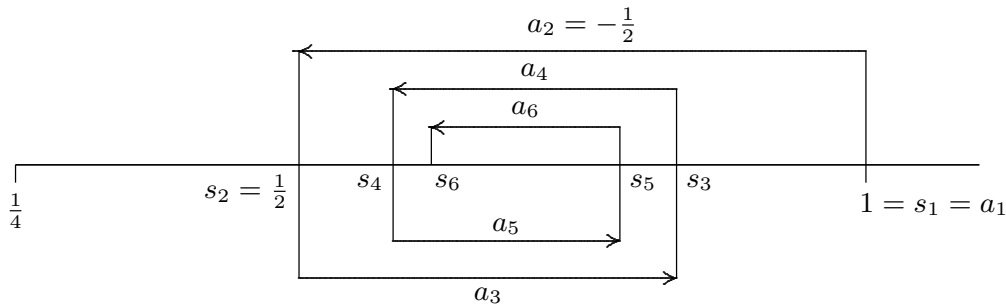


## 13.4 ALTERNATING SERIES

Next we consider series with both positive and negative terms, but in a regular pattern: they alternate, as in the **alternating harmonic series** for example:

$$\sum_{n=1}^{\infty} \frac{(-1)^{n-1}}{n} = \frac{1}{1} + \frac{-1}{2} + \frac{1}{3} + \frac{-1}{4} + \cdots = \frac{1}{1} - \frac{1}{2} + \frac{1}{3} - \frac{1}{4} + \cdots.$$

In this series the sizes of the terms decrease, that is,  $|a_n|$  forms a decreasing sequence, but this is not required in an alternating series. As with positive term series, however, when the terms do have decreasing sizes it is easier to analyze the series, much easier, in fact, than positive term series. Consider pictorially what is going on in the alternating harmonic series, shown in figure 13.4.1. Because the sizes of the terms  $a_n$  are decreasing, the partial sums  $s_1, s_3, s_5$ , and so on, form a decreasing sequence that is bounded below by  $s_2$ , so this sequence must converge. Likewise, the partial sums  $s_2, s_4, s_6$ , and so on, form an increasing sequence that is bounded above by  $s_1$ , so this sequence also converges. Since all the even numbered partial sums are less than all the odd numbered ones, and since the “jumps” (that is, the  $a_i$  terms) are getting smaller and smaller, the two sequences must converge to the same value, meaning the entire sequence of partial sums  $s_1, s_2, s_3, \dots$  converges as well.



**Figure 13.4.1** The alternating harmonic series.

There’s nothing special about the alternating harmonic series—the same argument works for any alternating sequence with decreasing size terms. The alternating series test is worth calling a theorem.

**THEOREM 13.4.1** Suppose that  $\{a_n\}_{n=1}^{\infty}$  is a non-increasing sequence of positive numbers and  $\lim_{n \rightarrow \infty} a_n = 0$ . Then the alternating series  $\sum_{n=1}^{\infty} (-1)^{n-1} a_n$  converges.

**Proof.** The odd numbered partial sums,  $s_1, s_3, s_5$ , and so on, form a non-increasing sequence, because  $s_{2k+3} = s_{2k+1} - a_{2k+2} + a_{2k+3} \leq s_{2k+1}$ , since  $a_{2k+2} \geq a_{2k+3}$ . This

sequence is bounded below by  $s_2$ , so it must converge, say  $\lim_{k \rightarrow \infty} s_{2k+1} = L$ . Likewise, the partial sums  $s_2, s_4, s_6$ , and so on, form a non-decreasing sequence that is bounded above by  $s_1$ , so this sequence also converges, say  $\lim_{k \rightarrow \infty} s_{2k} = M$ . Since  $\lim_{n \rightarrow \infty} a_n = 0$  and  $s_{2k+1} = s_{2k} + a_{2k+1}$ ,

$$L = \lim_{k \rightarrow \infty} s_{2k+1} = \lim_{k \rightarrow \infty} (s_{2k} + a_{2k+1}) = \lim_{k \rightarrow \infty} s_{2k} + \lim_{k \rightarrow \infty} a_{2k+1} = M + 0 = M,$$

so  $L = M$ , the two sequences of partial sums converge to the same limit, and this means the entire sequence of partial sums also converges to  $L$ . ■

Another useful fact is implicit in this discussion. Suppose that

$$L = \sum_{n=1}^{\infty} (-1)^{n-1} a_n$$

and that we approximate  $L$  by a finite part of this sum, say

$$L \approx \sum_{n=1}^N (-1)^{n-1} a_n.$$

Because the terms are decreasing in size, we know that the true value of  $L$  must be between this approximation and the next one, that is, between

$$\sum_{n=1}^N (-1)^{n-1} a_n \quad \text{and} \quad \sum_{n=1}^{N+1} (-1)^{n-1} a_n.$$

Depending on whether  $N$  is odd or even, the second will be larger or smaller than the first.

**EXAMPLE 13.4.2** Approximate the alternating harmonic series to one decimal place.

We need to go roughly to the point at which the next term to be added or subtracted is  $1/10$ . Adding up the first nine and the first ten terms we get approximately 0.746 and 0.646. These are  $1/10$  apart, but it is not clear how the correct value would be rounded. It turns out that we are able to settle the question by computing the sums of the first eleven and twelve terms, which give 0.737 and 0.653, so correct to one place the value is 0.7. □

We have considered alternating series with first index 1, and in which the first term is positive, but a little thought shows this is not crucial. The same test applies to any similar

series, such as  $\sum_{n=0}^{\infty} (-1)^n a_n$ ,  $\sum_{n=1}^{\infty} (-1)^n a_n$ ,  $\sum_{n=17}^{\infty} (-1)^n a_n$ , etc.

**Exercises 13.4.**

Determine whether the following series converge or diverge.

1.  $\sum_{n=1}^{\infty} \frac{(-1)^{n-1}}{2n+5} \Rightarrow$

2.  $\sum_{n=4}^{\infty} \frac{(-1)^{n-1}}{\sqrt{n-3}} \Rightarrow$

3.  $\sum_{n=1}^{\infty} (-1)^{n-1} \frac{n}{3n-2} \Rightarrow$

4.  $\sum_{n=1}^{\infty} (-1)^{n-1} \frac{\ln n}{n} \Rightarrow$

5. Approximate  $\sum_{n=1}^{\infty} (-1)^{n-1} \frac{1}{n^3}$  to two decimal places.  $\Rightarrow$

6. Approximate  $\sum_{n=1}^{\infty} (-1)^{n-1} \frac{1}{n^4}$  to two decimal places.  $\Rightarrow$

**13.5 COMPARISON TESTS**

As we begin to compile a list of convergent and divergent series, new ones can sometimes be analyzed by comparing them to ones that we already understand.

**EXAMPLE 13.5.1** Does  $\sum_{n=2}^{\infty} \frac{1}{n^2 \ln n}$  converge?

The obvious first approach, based on what we know, is the integral test. Unfortunately, we can't compute the required antiderivative. But looking at the series, it would appear that it must converge, because the terms we are adding are smaller than the terms of a  $p$ -series, that is,

$$\frac{1}{n^2 \ln n} < \frac{1}{n^2},$$

when  $n \geq 3$ . Since adding up the terms  $1/n^2$  doesn't get "too big", the new series "should" also converge. Let's make this more precise.

The series  $\sum_{n=2}^{\infty} \frac{1}{n^2 \ln n}$  converges if and only if  $\sum_{n=3}^{\infty} \frac{1}{n^2 \ln n}$  converges—all we've done is

dropped the initial term. We know that  $\sum_{n=3}^{\infty} \frac{1}{n^2}$  converges. Looking at two typical partial sums:

$$s_n = \frac{1}{3^2 \ln 3} + \frac{1}{4^2 \ln 4} + \frac{1}{5^2 \ln 5} + \cdots + \frac{1}{n^2 \ln n} < \frac{1}{3^2} + \frac{1}{4^2} + \frac{1}{5^2} + \cdots + \frac{1}{n^2} = t_n.$$

Since the  $p$ -series converges, say to  $L$ , and since the terms are positive,  $t_n < L$ . Since the terms of the new series are positive, the  $s_n$  form an increasing sequence and  $s_n < t_n < L$  for all  $n$ . Hence the sequence  $\{s_n\}$  is bounded and so converges.  $\square$

Sometimes, even when the integral test applies, comparison to a known series is easier, so it's generally a good idea to think about doing a comparison before doing the integral test.

**EXAMPLE 13.5.2** Does  $\sum_{n=1}^{\infty} \frac{|\sin n|}{n^2}$  converge?

We can't apply the integral test here, because the terms of this series are not decreasing. Just as in the previous example, however,

$$\frac{|\sin n|}{n^2} \leq \frac{1}{n^2},$$

because  $|\sin n| \leq 1$ . Once again the partial sums are non-decreasing and bounded above by  $\sum 1/n^2 = L$ , so the new series converges.  $\square$

Like the integral test, the comparison test can be used to show both convergence and divergence. In the case of the integral test, a single calculation will confirm whichever is the case. To use the comparison test we must first have a good idea as to convergence or divergence and pick the sequence for comparison accordingly.

**EXAMPLE 13.5.3** Does  $\sum_{n=2}^{\infty} \frac{1}{\sqrt{n^2 - 3}}$  converge?

We observe that the  $-3$  should have little effect compared to the  $n^2$  inside the square root, and therefore guess that the terms are enough like  $1/\sqrt{n^2} = 1/n$  that the series should diverge. We attempt to show this by comparison to the harmonic series. We note that

$$\frac{1}{\sqrt{n^2 - 3}} > \frac{1}{\sqrt{n^2}} = \frac{1}{n},$$

so that

$$s_n = \frac{1}{\sqrt{2^2 - 3}} + \frac{1}{\sqrt{3^2 - 3}} + \cdots + \frac{1}{\sqrt{n^2 - 3}} > \frac{1}{2} + \frac{1}{3} + \cdots + \frac{1}{n} = t_n,$$

where  $t_n$  is 1 less than the corresponding partial sum of the harmonic series (because we start at  $n = 2$  instead of  $n = 1$ ). Since  $\lim_{n \rightarrow \infty} t_n = \infty$ ,  $\lim_{n \rightarrow \infty} s_n = \infty$  as well.  $\square$

So the general approach is this: If you believe that a new series is convergent, attempt to find a convergent series whose terms are larger than the terms of the new series; if you believe that a new series is divergent, attempt to find a divergent series whose terms are smaller than the terms of the new series.

**EXAMPLE 13.5.4** Does  $\sum_{n=1}^{\infty} \frac{1}{\sqrt{n^2+3}}$  converge?

Just as in the last example, we guess that this is very much like the harmonic series and so diverges. Unfortunately,

$$\frac{1}{\sqrt{n^2+3}} < \frac{1}{n},$$

so we can't compare the series directly to the harmonic series. A little thought leads us to

$$\frac{1}{\sqrt{n^2+3}} > \frac{1}{\sqrt{n^2+3n^2}} = \frac{1}{2n},$$

so if  $\sum 1/(2n)$  diverges then the given series diverges. But since  $\sum 1/(2n) = (1/2) \sum 1/n$ , theorem 13.2.2 implies that it does indeed diverge.  $\square$

For reference we summarize the comparison test in a theorem.

**THEOREM 13.5.5** Suppose that  $a_n$  and  $b_n$  are non-negative for all  $n$  and that  $a_n \leq b_n$  when  $n \geq N$ , for some  $N$ .

If  $\sum_{n=0}^{\infty} b_n$  converges, so does  $\sum_{n=0}^{\infty} a_n$ .

If  $\sum_{n=0}^{\infty} a_n$  diverges, so does  $\sum_{n=0}^{\infty} b_n$ .

■

### Exercises 13.5.

Determine whether the series converge or diverge.

1.  $\sum_{n=1}^{\infty} \frac{1}{2n^2 + 3n + 5} \Rightarrow$

3.  $\sum_{n=1}^{\infty} \frac{1}{2n^2 - 3n - 5} \Rightarrow$

5.  $\sum_{n=1}^{\infty} \frac{3n^2 + 4}{2n^2 + 3n + 5} \Rightarrow$

7.  $\sum_{n=1}^{\infty} \frac{\ln n}{n^3} \Rightarrow$

9.  $\sum_{n=1}^{\infty} \frac{3^n}{2^n + 5^n} \Rightarrow$

2.  $\sum_{n=2}^{\infty} \frac{1}{2n^2 + 3n - 5} \Rightarrow$

4.  $\sum_{n=1}^{\infty} \frac{3n + 4}{2n^2 + 3n + 5} \Rightarrow$

6.  $\sum_{n=1}^{\infty} \frac{\ln n}{n} \Rightarrow$

8.  $\sum_{n=2}^{\infty} \frac{1}{\ln n} \Rightarrow$

10.  $\sum_{n=1}^{\infty} \frac{3^n}{2^n + 3^n} \Rightarrow$

## 13.6 ABSOLUTE CONVERGENCE

Roughly speaking there are two ways for a series to converge: As in the case of  $\sum 1/n^2$ , the individual terms get small very quickly, so that the sum of all of them stays finite, or, as in the case of  $\sum (-1)^{n-1}/n$ , the terms don't get small fast enough ( $\sum 1/n$  diverges), but a mixture of positive and negative terms provides enough cancellation to keep the sum finite. You might guess from what we've seen that if the terms get small fast enough to do the job, then whether or not some terms are negative and some positive the series converges.

**THEOREM 13.6.1** If  $\sum_{n=0}^{\infty} |a_n|$  converges, then  $\sum_{n=0}^{\infty} a_n$  converges.

*Proof.* Note that  $0 \leq a_n + |a_n| \leq 2|a_n|$  so by the comparison test  $\sum_{n=0}^{\infty} (a_n + |a_n|)$  converges.

Now

$$\sum_{n=0}^{\infty} (a_n + |a_n|) - \sum_{n=0}^{\infty} |a_n| = \sum_{n=0}^{\infty} a_n + |a_n| - |a_n| = \sum_{n=0}^{\infty} a_n$$

converges by theorem 13.2.2. ■

So given a series  $\sum a_n$  with both positive and negative terms, you should first ask whether  $\sum |a_n|$  converges. This may be an easier question to answer, because we have tests that apply specifically to series with non-negative terms. If  $\sum |a_n|$  converges then you know that  $\sum a_n$  converges as well. If  $\sum |a_n|$  diverges then it still may be true that  $\sum a_n$  converges—you will have to do more work to decide the question. Another way to think of this result is: it is (potentially) easier for  $\sum a_n$  to converge than for  $\sum |a_n|$  to converge, because the latter series cannot take advantage of cancellation.

If  $\sum |a_n|$  converges we say that  $\sum a_n$  converges **absolutely**; to say that  $\sum a_n$  converges absolutely is to say that any cancellation that happens to come along is not really needed, as the terms already get small so fast that convergence is guaranteed by that alone. If  $\sum a_n$  converges but  $\sum |a_n|$  does not, we say that  $\sum a_n$  converges **conditionally**. For example  $\sum_{n=1}^{\infty} (-1)^{n-1} \frac{1}{n^2}$  converges absolutely, while  $\sum_{n=1}^{\infty} (-1)^{n-1} \frac{1}{n}$  converges conditionally.

**EXAMPLE 13.6.2** Does  $\sum_{n=2}^{\infty} \frac{\sin n}{n^2}$  converge?

In example 13.5.2 we saw that  $\sum_{n=2}^{\infty} \frac{|\sin n|}{n^2}$  converges, so the given series converges absolutely.  $\square$

**EXAMPLE 13.6.3** Does  $\sum_{n=0}^{\infty} (-1)^n \frac{3n+4}{2n^2+3n+5}$  converge?

Taking the absolute value,  $\sum_{n=0}^{\infty} \frac{3n+4}{2n^2+3n+5}$  diverges by comparison to  $\sum_{n=1}^{\infty} \frac{3}{10n}$ , so if the series converges it does so conditionally. It is true that  $\lim_{n \rightarrow \infty} (3n+4)/(2n^2+3n+5) = 0$ , so to apply the alternating series test we need to know whether the terms are decreasing. If we let  $f(x) = (3x+4)/(2x^2+3x+5)$  then  $f'(x) = -(6x^2+16x-3)/(2x^2+3x+5)^2$ , and it is not hard to see that this is negative for  $x \geq 1$ , so the series is decreasing and by the alternating series test it converges.  $\square$

### Exercises 13.6.

Determine whether each series converges absolutely, converges conditionally, or diverges.

- |   |  |
|---|--|
| 1. $\sum_{n=1}^{\infty} (-1)^{n-1} \frac{1}{2n^2+3n+5} \Rightarrow$ | 2. $\sum_{n=1}^{\infty} (-1)^{n-1} \frac{3n^2+4}{2n^2+3n+5} \Rightarrow$ |
| 3. $\sum_{n=1}^{\infty} (-1)^{n-1} \frac{\ln n}{n} \Rightarrow$     | 4. $\sum_{n=1}^{\infty} (-1)^{n-1} \frac{\ln n}{n^3} \Rightarrow$        |
| 5. $\sum_{n=2}^{\infty} (-1)^n \frac{1}{\ln n} \Rightarrow$         | 6. $\sum_{n=0}^{\infty} (-1)^n \frac{3^n}{2^n+5^n} \Rightarrow$          |
| 7. $\sum_{n=0}^{\infty} (-1)^n \frac{3^n}{2^n+3^n} \Rightarrow$     | 8. $\sum_{n=1}^{\infty} (-1)^{n-1} \frac{\arctan n}{n} \Rightarrow$      |

## 13.7 THE RATIO AND ROOT TESTS

Does the series  $\sum_{n=0}^{\infty} \frac{n^5}{5^n}$  converge? It is possible, but a bit unpleasant, to approach this with the integral test or the comparison test, but there is an easier way. Consider what happens as we move from one term to the next in this series:

$$\dots + \frac{n^5}{5^n} + \frac{(n+1)^5}{5^{n+1}} + \dots$$

The denominator goes up by a factor of 5,  $5^{n+1} = 5 \cdot 5^n$ , but the numerator goes up by much less:  $(n+1)^5 = n^5 + 5n^4 + 10n^3 + 10n^2 + 5n + 1$ , which is much less than  $5n^5$  when  $n$  is large, because  $5n^4$  is much less than  $n^5$ . So we might guess that in the long run it

begins to look as if each term is  $1/5$  of the previous term. We have seen series that behave like this:

$$\sum_{n=0}^{\infty} \frac{1}{5^n} = \frac{5}{4},$$

a geometric series. So we might try comparing the given series to some variation of this geometric series. This is possible, but a bit messy. We can in effect do the same thing, but bypass most of the unpleasant work.

The key is to notice that

$$\lim_{n \rightarrow \infty} \frac{a_{n+1}}{a_n} = \lim_{n \rightarrow \infty} \frac{(n+1)^5 5^n}{5^{n+1} n^5} = \lim_{n \rightarrow \infty} \frac{(n+1)^5}{n^5} \frac{1}{5} = 1 \cdot \frac{1}{5} = \frac{1}{5}.$$

This is really just what we noticed above, done a bit more officially: in the long run, each term is one fifth of the previous term. Now pick some number between  $1/5$  and  $1$ , say  $1/2$ . Because

$$\lim_{n \rightarrow \infty} \frac{a_{n+1}}{a_n} = \frac{1}{5},$$

then when  $n$  is big enough, say  $n \geq N$  for some  $N$ ,

$$\frac{a_{n+1}}{a_n} < \frac{1}{2} \quad \text{and} \quad a_{n+1} < \frac{a_n}{2}.$$

So  $a_{N+1} < a_N/2$ ,  $a_{N+2} < a_{N+1}/2 < a_N/4$ ,  $a_{N+3} < a_{N+2}/2 < a_{N+1}/4 < a_N/8$ , and so on. The general form is  $a_{N+k} < a_N/2^k$ . So if we look at the series

$$\sum_{k=0}^{\infty} a_{N+k} = a_N + a_{N+1} + a_{N+2} + a_{N+3} + \cdots + a_{N+k} + \cdots,$$

its terms are less than or equal to the terms of the series

$$a_N + \frac{a_N}{2} + \frac{a_N}{4} + \frac{a_N}{8} + \cdots + \frac{a_N}{2^k} + \cdots = \sum_{k=0}^{\infty} \frac{a_N}{2^k} = 2a_N.$$

So by the comparison test,  $\sum_{k=0}^{\infty} a_{N+k}$  converges, and this means that  $\sum_{n=0}^{\infty} a_n$  converges, since we've just added the fixed number  $a_0 + a_1 + \cdots + a_{N-1}$ .

Under what circumstances could we do this? What was crucial was that the limit of  $a_{n+1}/a_n$ , say  $L$ , was less than  $1$  so that we could pick a value  $r$  so that  $L < r < 1$ . The fact that  $L < r$  ( $1/5 < 1/2$  in our example) means that we can compare the series  $\sum a_n$  to  $\sum r^n$ , and the fact that  $r < 1$  guarantees that  $\sum r^n$  converges. That's really all that is



required to make the argument work. We also made use of the fact that the terms of the series were positive; in general we simply consider the absolute values of the terms and we end up testing for absolute convergence.

**THEOREM 13.7.1 The Ratio Test** Suppose that  $\lim_{n \rightarrow \infty} |a_{n+1}/a_n| = L$ . If  $L < 1$  the series  $\sum a_n$  converges absolutely, if  $L > 1$  the series diverges, and if  $L = 1$  this test gives no information.

**Proof.** The example above essentially proves the first part of this, if we simply replace  $1/5$  by  $L$  and  $1/2$  by  $r$ . Suppose that  $L > 1$ , and pick  $r$  so that  $1 < r < L$ . Then for  $n \geq N$ , for some  $N$ ,

$$\frac{|a_{n+1}|}{|a_n|} > r \quad \text{and} \quad |a_{n+1}| > r|a_n|.$$

This implies that  $|a_{N+k}| > r^k|a_N|$ , but since  $r > 1$  this means that  $\lim_{k \rightarrow \infty} |a_{N+k}| \neq 0$ , which means also that  $\lim_{n \rightarrow \infty} a_n \neq 0$ . By the divergence test, the series diverges.

To see that we get no information when  $L = 1$ , we need to exhibit two series with  $L = 1$ , one that converges and one that diverges. It is easy to see that  $\sum 1/n^2$  and  $\sum 1/n$  do the job. ■

**EXAMPLE 13.7.2** The ratio test is particularly useful for series involving the factorial function. Consider  $\sum_{n=0}^{\infty} 5^n/n!$ .

$$\lim_{n \rightarrow \infty} \frac{5^{n+1}}{(n+1)!} \frac{n!}{5^n} = \lim_{n \rightarrow \infty} \frac{5^{n+1}}{5^n} \frac{n!}{(n+1)!} = \lim_{n \rightarrow \infty} 5 \frac{1}{(n+1)} = 0.$$

Since  $0 < 1$ , the series converges. □

A similar argument, which we will not do, justifies a similar test that is occasionally easier to apply.

**THEOREM 13.7.3 The Root Test** Suppose that  $\lim_{n \rightarrow \infty} |a_n|^{1/n} = L$ . If  $L < 1$  the series  $\sum a_n$  converges absolutely, if  $L > 1$  the series diverges, and if  $L = 1$  this test gives no information. ■

The proof of the root test is actually easier than that of the ratio test, and is a good exercise.

**EXAMPLE 13.7.4** Analyze  $\sum_{n=0}^{\infty} \frac{5^n}{n^n}$ .

The ratio test turns out to be a bit difficult on this series (try it). Using the root test:

$$\lim_{n \rightarrow \infty} \left( \frac{5^n}{n^n} \right)^{1/n} = \lim_{n \rightarrow \infty} \frac{(5^n)^{1/n}}{(n^n)^{1/n}} = \lim_{n \rightarrow \infty} \frac{5}{n} = 0.$$

Since  $0 < 1$ , the series converges. □

The root test is frequently useful when  $n$  appears as an exponent in the general term of the series.

### Exercises 13.7.

1. Compute  $\lim_{n \rightarrow \infty} |a_{n+1}/a_n|$  for the series  $\sum 1/n^2$ .
2. Compute  $\lim_{n \rightarrow \infty} |a_{n+1}/a_n|$  for the series  $\sum 1/n$ .
3. Compute  $\lim_{n \rightarrow \infty} |a_n|^{1/n}$  for the series  $\sum 1/n^2$ .
4. Compute  $\lim_{n \rightarrow \infty} |a_n|^{1/n}$  for the series  $\sum 1/n$ .

Determine whether the series converge.

$$5. \sum_{n=0}^{\infty} (-1)^n \frac{3^n}{5^n} \Rightarrow$$

$$6. \sum_{n=1}^{\infty} \frac{n!}{n^n} \Rightarrow$$

$$7. \sum_{n=1}^{\infty} \frac{n^5}{n^n} \Rightarrow$$

$$8. \sum_{n=1}^{\infty} \frac{(n!)^2}{n^n} \Rightarrow$$

9. Prove theorem 13.7.3, the root test.

## 13.8 POWER SERIES

Recall that we were able to analyze all geometric series “simultaneously” to discover that

$$\sum_{n=0}^{\infty} kx^n = \frac{k}{1-x},$$

if  $|x| < 1$ , and that the series diverges when  $|x| \geq 1$ . At the time, we thought of  $x$  as an unspecified constant, but we could just as well think of it as a variable, in which case the

series

$$\sum_{n=0}^{\infty} kx^n$$

is a function, namely, the function  $k/(1-x)$ , as long as  $|x| < 1$ . While  $k/(1-x)$  is a reasonably easy function to deal with, the more complicated  $\sum kx^n$  does have its attractions: it appears to be an infinite version of one of the simplest function types—a polynomial. This leads naturally to the questions: Do other functions have representations as series? Is there an advantage to viewing them in this way?

The geometric series has a special feature that makes it unlike a typical polynomial—the coefficients of the powers of  $x$  are the same, namely  $k$ . We will need to allow more general coefficients if we are to get anything other than the geometric series.

**DEFINITION 13.8.1** A power series has the form

$$\sum_{n=0}^{\infty} a_n x^n,$$

with the understanding that  $a_n$  may depend on  $n$  but not on  $x$ . □

**EXAMPLE 13.8.2**  $\sum_{n=1}^{\infty} \frac{x^n}{n}$  is a power series. We can investigate convergence using the ratio test:

$$\lim_{n \rightarrow \infty} \frac{|x|^{n+1}}{n+1} \frac{n}{|x|^n} = \lim_{n \rightarrow \infty} |x| \frac{n}{n+1} = |x|.$$

Thus when  $|x| < 1$  the series converges and when  $|x| > 1$  it diverges, leaving only two values in doubt. When  $x = 1$  the series is the harmonic series and diverges; when  $x = -1$  it is the alternating harmonic series (actually the negative of the usual alternating harmonic series) and converges. Thus, we may think of  $\sum_{n=1}^{\infty} \frac{x^n}{n}$  as a function from the interval  $[-1, 1)$  to the real numbers. □

A bit of thought reveals that the ratio test applied to a power series will always have the same nice form. In general, we will compute

$$\lim_{n \rightarrow \infty} \frac{|a_{n+1}| |x|^{n+1}}{|a_n| |x|^n} = \lim_{n \rightarrow \infty} |x| \frac{|a_{n+1}|}{|a_n|} = |x| \lim_{n \rightarrow \infty} \frac{|a_{n+1}|}{|a_n|} = L|x|,$$

assuming that  $\lim |a_{n+1}|/|a_n|$  exists. Then the series converges if  $L|x| < 1$ , that is, if  $|x| < 1/L$ , and diverges if  $|x| > 1/L$ . Only the two values  $x = \pm 1/L$  require further

investigation. Thus the series will definitely define a function on the interval  $(-1/L, 1/L)$ , and perhaps will extend to one or both endpoints as well. Two special cases deserve mention: if  $L = 0$  the limit is 0 no matter what value  $x$  takes, so the series converges for all  $x$  and the function is defined for all real numbers. If  $L = \infty$ , then for any non-zero value of  $x$  the limit is infinite, so the series converges only when  $x = 0$ . The value  $1/L$  is called the **radius of convergence** of the series, and the interval on which the series converges is the **interval of convergence**.

Consider again the geometric series,

$$\sum_{n=0}^{\infty} x^n = \frac{1}{1-x}.$$

Whatever benefits there might be in using the series form of this function are only available to us when  $x$  is between  $-1$  and  $1$ . Frequently we can address this shortcoming by modifying the power series slightly. Consider this series:

$$\sum_{n=0}^{\infty} \frac{(x+2)^n}{3^n} = \sum_{n=0}^{\infty} \left( \frac{x+2}{3} \right)^n = \frac{1}{1 - \frac{x+2}{3}} = \frac{3}{1-x},$$

because this is just a geometric series with  $x$  replaced by  $(x+2)/3$ . Multiplying both sides by  $1/3$  gives

$$\sum_{n=0}^{\infty} \frac{(x+2)^n}{3^{n+1}} = \frac{1}{1-x},$$

the same function as before. For what values of  $x$  does this series converge? Since it is a geometric series, we know that it converges when

$$\begin{aligned} |x+2|/3 &< 1 \\ |x+2| &< 3 \\ -3 &< x+2 < 3 \\ -5 &< x < 1. \end{aligned}$$

So we have a series representation for  $1/(1-x)$  that works on a larger interval than before, at the expense of a somewhat more complicated series. The endpoints of the interval of convergence now are  $-5$  and  $1$ , but note that they can be more compactly described as  $-2 \pm 3$ . We say that  $3$  is the radius of convergence, and we now say that the series is centered at  $-2$ .

**DEFINITION 13.8.3** A power series centered at  $a$  has the form

$$\sum_{n=0}^{\infty} a_n(x-a)^n,$$

with the understanding that  $a_n$  may depend on  $n$  but not on  $x$ . □

**Exercises 13.8.**

Find the radius and interval of convergence for each series. In exercises 3 and 4, do not attempt to determine whether the endpoints are in the interval of convergence.

1.  $\sum_{n=0}^{\infty} nx^n \Rightarrow$

2.  $\sum_{n=0}^{\infty} \frac{x^n}{n!} \Rightarrow$

3.  $\sum_{n=1}^{\infty} \frac{n!}{n^n} x^n \Rightarrow$

4.  $\sum_{n=1}^{\infty} \frac{n!}{n^n} (x-2)^n \Rightarrow$

5.  $\sum_{n=1}^{\infty} \frac{(n!)^2}{n^n} (x-2)^n \Rightarrow$

6.  $\sum_{n=1}^{\infty} \frac{(x+5)^n}{n(n+1)} \Rightarrow$

## 13.9 CALCULUS WITH POWER SERIES

Now we know that some functions can be expressed as power series, which look like infinite polynomials. Since calculus, that is, computation of derivatives and antiderivatives, is easy for polynomials, the obvious question is whether the same is true for infinite series. The answer is yes:

**THEOREM 13.9.1** Suppose the power series  $f(x) = \sum_{n=0}^{\infty} a_n(x-a)^n$  has radius of convergence  $R$ . Then

$$f'(x) = \sum_{n=0}^{\infty} na_n(x-a)^{n-1},$$

$$\int f(x) dx = C + \sum_{n=0}^{\infty} \frac{a_n}{n+1} (x-a)^{n+1},$$

and these two series have radius of convergence  $R$  as well. ■

**EXAMPLE 13.9.2** Starting with the geometric series:

$$\frac{1}{1-x} = \sum_{n=0}^{\infty} x^n$$

$$\int \frac{1}{1-x} dx = -\ln|1-x| + C = \sum_{n=0}^{\infty} \frac{1}{n+1} x^{n+1}$$

$$\ln|1-x| = C + \sum_{n=0}^{\infty} -\frac{1}{n+1} x^{n+1}$$

We can figure out what  $C$  is: When  $x = 0$ , this becomes  $\ln|1| = C + 0$ , so  $C = 0$ , and  $\ln|1-x| = \sum_{n=0}^{\infty} -\frac{1}{n+1} x^{n+1}$ , when  $|x| < 1$ . The series does not converge when  $x = 1$  but does converge when  $x = -1$  or  $1-x = 2$ . The interval of convergence is  $[-1, 1)$ , or  $0 < 1-x \leq 2$ , so we can use the series to represent  $\ln(x)$  when  $0 < x \leq 2$ . For example

$$\ln(3/2) = \ln(1 - -1/2) = \sum_{n=0}^{\infty} (-1)^n \frac{1}{n+1} \frac{1}{2^{n+1}}$$

and so

$$\ln(3/2) \approx \frac{1}{2} - \frac{1}{8} + \frac{1}{24} - \frac{1}{64} + \frac{1}{160} - \frac{1}{384} + \frac{1}{896} = \frac{909}{2240} \approx 0.406.$$

Because this is an alternating series with decreasing terms, we know that the true value is between  $909/2240$  and  $909/2240 - 1/2048 = 29053/71680 \approx .4053$ , so correct to two decimal places the value is 0.41.

What about  $\ln(9/4)$ ? Since  $9/4$  is larger than 2 we cannot use the series directly, but

$$\ln(9/4) = \ln((3/2)^2) = 2 \ln(3/2) \approx 0.82,$$

so in fact we get a lot more from this one calculation than first meets the eye. To estimate the true value accurately we actually need to be a bit more careful. When we multiply by two we know that the true value is between 0.8106 and 0.812, so rounded to two decimal places the true value is 0.81.  $\square$

### ***Exercises 13.9.***

1. Find a series representation for  $\ln 2$ .  $\Rightarrow$
2. Find a power series representation for  $1/(1-x)^2$ .  $\Rightarrow$
3. Find a power series representation for  $2/(1-x)^3$ .  $\Rightarrow$
4. Find a power series representation for  $1/(1-x)^3$ . What is the radius of convergence?  $\Rightarrow$
5. Find a power series representation for  $\int \ln(1-x) dx$ .  $\Rightarrow$

## 13.10 TAYLOR SERIES

We have seen that some functions can be represented as series, which may give valuable information about the function. So far, we have seen only those examples that result from manipulation of our one fundamental example, the geometric series. We would like to start with a given function and produce a series to represent it, if possible.

Suppose that  $f(x) = \sum_{n=0}^{\infty} a_n x^n$  on some interval of convergence. Then we know that we can compute derivatives of  $f$  by taking derivatives of the terms of the series. Let's look at the first few in general:

$$\begin{aligned} f'(x) &= \sum_{n=1}^{\infty} n a_n x^{n-1} = a_1 + 2a_2x + 3a_3x^2 + 4a_4x^3 + \cdots \\ f''(x) &= \sum_{n=2}^{\infty} n(n-1)a_n x^{n-2} = 2a_2 + 3 \cdot 2a_3x + 4 \cdot 3a_4x^2 + \cdots \\ f'''(x) &= \sum_{n=3}^{\infty} n(n-1)(n-2)a_n x^{n-3} = 3 \cdot 2a_3 + 4 \cdot 3 \cdot 2a_4x + \cdots \end{aligned}$$

By examining these it's not hard to discern the general pattern. The  $k$ th derivative must be

$$\begin{aligned} f^{(k)}(x) &= \sum_{n=k}^{\infty} n(n-1)(n-2) \cdots (n-k+1) a_n x^{n-k} \\ &= k(k-1)(k-2) \cdots (2)(1)a_k + (k+1)(k) \cdots (2)a_{k+1}x + \\ &\quad + (k+2)(k+1) \cdots (3)a_{k+2}x^2 + \cdots \end{aligned}$$

We can shrink this quite a bit by using factorial notation:

$$f^{(k)}(x) = \sum_{n=k}^{\infty} \frac{n!}{(n-k)!} a_n x^{n-k} = k!a_k + (k+1)!a_{k+1}x + \frac{(k+2)!}{2!}a_{k+2}x^2 + \cdots$$

Now substitute  $x = 0$ :

$$f^{(k)}(0) = k!a_k + \sum_{n=k+1}^{\infty} \frac{n!}{(n-k)!} a_n 0^{n-k} = k!a_k,$$

and solve for  $a_k$ :

$$a_k = \frac{f^{(k)}(0)}{k!}.$$

Note the special case, obtained from the series for  $f$  itself, that gives  $f(0) = a_0$ .

So if a function  $f$  can be represented by a series, we know just what series it is. Given a function  $f$ , the series

$$\sum_{n=0}^{\infty} \frac{f^{(n)}(0)}{n!} x^n$$

is called the **Maclaurin series** for  $f$ .

**EXAMPLE 13.10.1** Find the Maclaurin series for  $f(x) = 1/(1-x)$ . We need to compute the derivatives of  $f$  (and hope to spot a pattern).

$$\begin{aligned} f(x) &= (1-x)^{-1} \\ f'(x) &= (1-x)^{-2} \\ f''(x) &= 2(1-x)^{-3} \\ f'''(x) &= 6(1-x)^{-4} \\ f^{(4)}(x) &= 4!(1-x)^{-5} \\ &\vdots \\ f^{(n)}(x) &= n!(1-x)^{-n-1} \end{aligned}$$

So

$$\frac{f^{(n)}(0)}{n!} = \frac{n!(1-0)^{-n-1}}{n!} = 1$$

and the Maclaurin series is

$$\sum_{n=0}^{\infty} 1 \cdot x^n = \sum_{n=0}^{\infty} x^n,$$

the geometric series. □

A warning is in order here. Given a function  $f$  we may be able to compute the Maclaurin series, but that does not mean we have found a series representation for  $f$ . We still need to know where the series converges, and if, where it converges, it converges to  $f(x)$ . While for most commonly encountered functions the Maclaurin series does indeed converge to  $f$  on some interval, this is not true of all functions, so care is required.

As a practical matter, if we are interested in using a series to approximate a function, we will need some finite number of terms of the series. Even for functions with messy derivatives we can compute these using computer software like Sage. If we want to know the whole series, that is, a typical term in the series, we need a function whose derivatives fall into a pattern that we can discern. A few of the most important functions are fortunately very easy.



**EXAMPLE 13.10.2** Find the Maclaurin series for  $\sin x$ .

The derivatives are quite easy:  $f'(x) = \cos x$ ,  $f''(x) = -\sin x$ ,  $f'''(x) = -\cos x$ ,  $f^{(4)}(x) = \sin x$ , and then the pattern repeats. We want to know the derivatives at zero: 1, 0, -1, 0, 1, 0, -1, 0, ..., and so the Maclaurin series is

$$x - \frac{x^3}{3!} + \frac{x^5}{5!} - \cdots = \sum_{n=0}^{\infty} (-1)^n \frac{x^{2n+1}}{(2n+1)!}.$$

We should always determine the radius of convergence:

$$\lim_{n \rightarrow \infty} \frac{|x|^{2n+3}}{(2n+3)!} \frac{(2n+1)!}{|x|^{2n+1}} = \lim_{n \rightarrow \infty} \frac{|x|^2}{(2n+3)(2n+2)} = 0,$$

so the series converges for every  $x$ . Since it turns out that this series does indeed converge to  $\sin x$  everywhere, we have a series representation for  $\sin x$  for every  $x$ .  $\square$

Sometimes the formula for the  $n$ th derivative of a function  $f$  is difficult to discover, but a combination of a known Maclaurin series and some algebraic manipulation leads easily to the Maclaurin series for  $f$ .

**EXAMPLE 13.10.3** Find the Maclaurin series for  $x \sin(-x)$ .

To get from  $\sin x$  to  $x \sin(-x)$  we substitute  $-x$  for  $x$  and then multiply by  $x$ . We can do the same thing to the series for  $\sin x$ :

$$x \sum_{n=0}^{\infty} (-1)^n \frac{(-x)^{2n+1}}{(2n+1)!} = x \sum_{n=0}^{\infty} (-1)^n (-1)^{2n+1} \frac{x^{2n+1}}{(2n+1)!} = \sum_{n=0}^{\infty} (-1)^{n+1} \frac{x^{2n+2}}{(2n+1)!}.$$

$\square$

As we have seen, a general power series can be centered at a point other than zero, and the method that produces the Maclaurin series can also produce such series.

**EXAMPLE 13.10.4** Find a series centered at  $-2$  for  $1/(1-x)$ .

If the series is  $\sum_{n=0}^{\infty} a_n(x+2)^n$  then looking at the  $k$ th derivative:

$$k!(1-x)^{-k-1} = \sum_{n=k}^{\infty} \frac{n!}{(n-k)!} a_n(x+2)^{n-k}$$

and substituting  $x = -2$  we get  $k!3^{-k-1} = k!a_k$  and  $a_k = 3^{-k-1} = 1/3^{k+1}$ , so the series is

$$\sum_{n=0}^{\infty} \frac{(x+2)^n}{3^{n+1}}.$$

We've already seen this, on page 296.  $\square$

Such a series is called the **Taylor series** for the function, and the general term has the form

$$\frac{f^{(n)}(a)}{n!}(x-a)^n.$$

A Maclaurin series is simply a Taylor series with  $a = 0$ .

### **Exercises 13.10.**

For each function, find the Maclaurin series or Taylor series centered at  $a$ , and the radius of convergence.

1.  $\cos x \Rightarrow$
2.  $e^x \Rightarrow$
3.  $1/x, a = 5 \Rightarrow$
4.  $\ln x, a = 1 \Rightarrow$
5.  $\ln x, a = 2 \Rightarrow$
6.  $1/x^2, a = 1 \Rightarrow$
7.  $1/\sqrt{1-x} \Rightarrow$
8. Find the first four terms of the Maclaurin series for  $\tan x$  (up to and including the  $x^3$  term).  
 $\Rightarrow$
9. Use a combination of Maclaurin series and algebraic manipulation to find a series centered at zero for  $x \cos(x^2)$ .  $\Rightarrow$
10. Use a combination of Maclaurin series and algebraic manipulation to find a series centered at zero for  $xe^{-x}$ .  $\Rightarrow$

## **13.11 TAYLOR'S THEOREM**

One of the most important uses of infinite series is the potential for using an initial portion of the series for  $f$  to approximate  $f$ . We have seen, for example, that when we add up the first  $n$  terms of an alternating series with decreasing terms that the difference between this and the true value is at most the size of the next term. A similar result is true of many Taylor series.

**THEOREM 13.11.1** Suppose that  $f$  is defined on some open interval  $I$  around  $a$  and suppose  $f^{(N+1)}(x)$  exists on this interval. Then for each  $x \neq a$  in  $I$  there is a value  $z$  between  $x$  and  $a$  so that

$$f(x) = \sum_{n=0}^N \frac{f^{(n)}(a)}{n!} (x-a)^n + \frac{f^{(N+1)}(z)}{(N+1)!} (x-a)^{N+1}.$$

**Proof.** The proof requires some cleverness to set up, but then the details are quite elementary. We want to define a function  $F(t)$ . Start with the equation

$$F(t) = \sum_{n=0}^N \frac{f^{(n)}(t)}{n!} (x-t)^n + B(x-t)^{N+1}.$$

Here we have replaced  $a$  by  $t$  in the first  $N+1$  terms of the Taylor series, and added a carefully chosen term on the end, with  $B$  to be determined. Note that we are temporarily keeping  $x$  fixed, so the only variable in this equation is  $t$ , and we will be interested only in  $t$  between  $a$  and  $x$ . Now substitute  $t = a$ :

$$F(a) = \sum_{n=0}^N \frac{f^{(n)}(a)}{n!} (x-a)^n + B(x-a)^{N+1}.$$

Set this equal to  $f(x)$ :

$$f(x) = \sum_{n=0}^N \frac{f^{(n)}(a)}{n!} (x-a)^n + B(x-a)^{N+1}.$$

Since  $x \neq a$ , we can solve this for  $B$ , which is a “constant”—it depends on  $x$  and  $a$  but those are temporarily fixed. Now we have defined a function  $F(t)$  with the property that  $F(a) = f(x)$ . Consider also  $F(x)$ : all terms with a positive power of  $(x-t)$  become zero when we substitute  $x$  for  $t$ , so we are left with  $F(x) = f^{(0)}(x)/0! = f(x)$ . So  $F(t)$  is a function with the same value on the endpoints of the interval  $[a, x]$ . By Rolle's theorem (6.5.1), we know that there is a value  $z \in (a, x)$  such that  $F'(z) = 0$ . Let's look at  $F'(t)$ . Each term in  $F(t)$ , except the first term and the extra term involving  $B$ , is a product, so to take the derivative we use the product rule on each of these terms. It will help to write out the first few terms of the definition:

$$\begin{aligned} F(t) &= f(t) + \frac{f^{(1)}(t)}{1!} (x-t)^1 + \frac{f^{(2)}(t)}{2!} (x-t)^2 + \frac{f^{(3)}(t)}{3!} (x-t)^3 + \dots \\ &\quad + \frac{f^{(N)}(t)}{N!} (x-t)^N + B(x-t)^{N+1}. \end{aligned}$$

Now take the derivative:

$$\begin{aligned}
 F'(t) &= f'(t) + \left( \frac{f^{(1)}(t)}{1!} (x-t)^0 (-1) + \frac{f^{(2)}(t)}{1!} (x-t)^1 \right) \\
 &+ \left( \frac{f^{(2)}(t)}{1!} (x-t)^1 (-1) + \frac{f^{(3)}(t)}{2!} (x-t)^2 \right) \\
 &+ \left( \frac{f^{(3)}(t)}{2!} (x-t)^2 (-1) + \frac{f^{(4)}(t)}{3!} (x-t)^3 \right) + \dots + \\
 &+ \left( \frac{f^{(N)}(t)}{(N-1)!} (x-t)^{N-1} (-1) + \frac{f^{(N+1)}(t)}{N!} (x-t)^N \right) \\
 &+ B(N+1)(x-t)^N (-1).
 \end{aligned}$$

Now most of the terms in this expression cancel out, leaving just

$$F'(t) = \frac{f^{(N+1)}(t)}{N!} (x-t)^N + B(N+1)(x-t)^N (-1).$$

At some  $z$ ,  $F'(z) = 0$  so

$$\begin{aligned}
 0 &= \frac{f^{(N+1)}(z)}{N!} (x-z)^N + B(N+1)(x-z)^N (-1) \\
 B(N+1)(x-z)^N &= \frac{f^{(N+1)}(z)}{N!} (x-z)^N \\
 B &= \frac{f^{(N+1)}(z)}{(N+1)!}.
 \end{aligned}$$

Now we can write

$$F(t) = \sum_{n=0}^N \frac{f^{(n)}(t)}{n!} (x-t)^n + \frac{f^{(N+1)}(z)}{(N+1)!} (x-t)^{N+1}.$$

Recalling that  $F(a) = f(x)$  we get

$$f(x) = \sum_{n=0}^N \frac{f^{(n)}(a)}{n!} (x-a)^n + \frac{f^{(N+1)}(z)}{(N+1)!} (x-a)^{N+1},$$

which is what we wanted to show. ■

It may not be immediately obvious that this is particularly useful; let's look at some examples.

**EXAMPLE 13.11.2** Find a polynomial approximation for  $\sin x$  accurate to  $\pm 0.005$ .

From Taylor's theorem:

$$\sin x = \sum_{n=0}^N \frac{f^{(n)}(a)}{n!} (x-a)^n + \frac{f^{(N+1)}(z)}{(N+1)!} (x-a)^{N+1}.$$

What can we say about the size of the term

$$\frac{f^{(N+1)}(z)}{(N+1)!} (x-a)^{N+1}?$$

Every derivative of  $\sin x$  is  $\pm \sin x$  or  $\pm \cos x$ , so  $|f^{(N+1)}(z)| \leq 1$ . The factor  $(x-a)^{N+1}$  is a bit more difficult, since  $x-a$  could be quite large. Let's pick  $a = 0$  and  $|x| \leq \pi/2$ ; if we can compute  $\sin x$  for  $x \in [-\pi/2, \pi/2]$ , we can of course compute  $\sin x$  for all  $x$ .

We need to pick  $N$  so that

$$\left| \frac{x^{N+1}}{(N+1)!} \right| < 0.005.$$

Since we have limited  $x$  to  $[-\pi/2, \pi/2]$ ,

$$\left| \frac{x^{N+1}}{(N+1)!} \right| < \frac{2^{N+1}}{(N+1)!}.$$

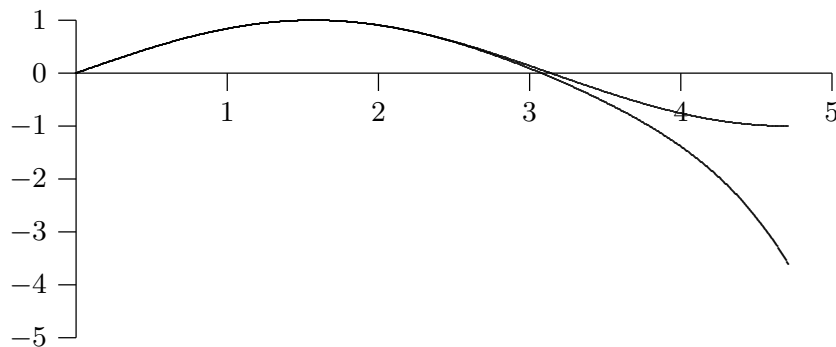
The quantity on the right decreases with increasing  $N$ , so all we need to do is find an  $N$  so that

$$\frac{2^{N+1}}{(N+1)!} < 0.005.$$

A little trial and error shows that  $N = 8$  works, and in fact  $2^9/9! < 0.0015$ , so

$$\begin{aligned} \sin x &= \sum_{n=0}^8 \frac{f^{(n)}(0)}{n!} x^n \pm 0.0015 \\ &= x - \frac{x^3}{6} + \frac{x^5}{120} - \frac{x^7}{5040} \pm 0.0015. \end{aligned}$$

Figure 13.11.1 shows the graphs of  $\sin x$  and the approximation on  $[0, 3\pi/2]$ . As  $x$  gets larger, the approximation heads to negative infinity very quickly, since it is essentially acting like  $-x^7$ .  $\square$



**Figure 13.11.1**  $\sin x$  and a polynomial approximation. (AP)

We can extract a bit more information from this example. If we do not limit the value of  $x$ , we still have

$$\left| \frac{f^{(N+1)}(z)}{(N+1)!} x^{N+1} \right| \leq \left| \frac{x^{N+1}}{(N+1)!} \right|$$

so that  $\sin x$  is represented by

$$\sum_{n=0}^N \frac{f^{(n)}(0)}{n!} x^n \pm \left| \frac{x^{N+1}}{(N+1)!} \right|.$$

If we can show that

$$\lim_{N \rightarrow \infty} \left| \frac{x^{N+1}}{(N+1)!} \right| = 0$$

for each  $x$  then

$$\sin x = \sum_{n=0}^{\infty} \frac{f^{(n)}(0)}{n!} x^n = \sum_{n=0}^{\infty} (-1)^n \frac{x^{2n+1}}{(2n+1)!},$$

that is, the sine function is actually equal to its Maclaurin series for all  $x$ . How can we prove that the limit is zero? Suppose that  $N$  is larger than  $|x|$ , and let  $M$  be the largest integer less than  $|x|$  (if  $M = 0$  the following is even easier). Then

$$\begin{aligned} \frac{|x^{N+1}|}{(N+1)!} &= \frac{|x|}{N+1} \frac{|x|}{N} \frac{|x|}{N-1} \cdots \frac{|x|}{M+1} \frac{|x|}{M} \frac{|x|}{M-1} \cdots \frac{|x|}{2} \frac{|x|}{1} \\ &\leq \frac{|x|}{N+1} \cdot 1 \cdot 1 \cdots 1 \cdot \frac{|x|}{M} \frac{|x|}{M-1} \cdots \frac{|x|}{2} \frac{|x|}{1} \\ &= \frac{|x|}{N+1} \frac{|x|^M}{M!}. \end{aligned}$$

The quantity  $|x|^M/M!$  is a constant, so

$$\lim_{N \rightarrow \infty} \frac{|x|}{N+1} \frac{|x|^M}{M!} = 0$$

and by the Squeeze Theorem (13.1.3)

$$\lim_{N \rightarrow \infty} \left| \frac{x^{N+1}}{(N+1)!} \right| = 0$$

as desired. Essentially the same argument works for  $\cos x$  and  $e^x$ ; unfortunately, it is more difficult to show that most functions are equal to their Maclaurin series.

**EXAMPLE 13.11.3** Find a polynomial approximation for  $e^x$  near  $x = 2$  accurate to  $\pm 0.005$ .

From Taylor's theorem:

$$e^x = \sum_{n=0}^N \frac{e^2}{n!} (x-2)^n + \frac{e^z}{(N+1)!} (x-2)^{N+1},$$

since  $f^{(n)}(x) = e^x$  for all  $n$ . We are interested in  $x$  near 2, and we need to keep  $|(x-2)^{N+1}|$  in check, so we may as well specify that  $|x-2| \leq 1$ , so  $x \in [1, 3]$ . Also

$$\left| \frac{e^z}{(N+1)!} \right| \leq \frac{e^3}{(N+1)!},$$

so we need to find an  $N$  that makes  $e^3/(N+1)! \leq 0.005$ . This time  $N = 5$  makes  $e^3/(N+1)! < 0.0015$ , so the approximating polynomial is

$$e^x = e^2 + e^2(x-2) + \frac{e^2}{2}(x-2)^2 + \frac{e^2}{6}(x-2)^3 + \frac{e^2}{24}(x-2)^4 + \frac{e^2}{120}(x-2)^5 \pm 0.0015.$$

This presents an additional problem for approximation, since we also need to approximate  $e^2$ , and any approximation we use will increase the error, but we will not pursue this complication.  $\square$

Note well that in these examples we found polynomials of a certain accuracy only on a small interval, even though the series for  $\sin x$  and  $e^x$  converge for all  $x$ ; this is typical. To get the same accuracy on a larger interval would require more terms.

### Exercises 13.11.

1. Find a polynomial approximation for  $\cos x$  on  $[0, \pi]$ , accurate to  $\pm 10^{-3} \Rightarrow$
2. How many terms of the series for  $\ln x$  centered at 1 are required so that the guaranteed error on  $[1/2, 3/2]$  is at most  $10^{-3}$ ? What if the interval is instead  $[1, 3/2]$ ?  $\Rightarrow$
3. Find the first three nonzero terms in the Taylor series for  $\tan x$  on  $[-\pi/4, \pi/4]$ , and compute the guaranteed error term as given by Taylor's theorem. (You may want to use Sage or a similar aid.)  $\Rightarrow$

4. Show that  $\cos x$  is equal to its Taylor series for all  $x$  by showing that the limit of the error term is zero as  $N$  approaches infinity.
5. Show that  $e^x$  is equal to its Taylor series for all  $x$  by showing that the limit of the error term is zero as  $N$  approaches infinity.

### 13.12 ADDITIONAL EXERCISES

These problems require the techniques of this chapter, and are in no particular order. Some problems may be done in more than one way.

Determine whether the series converges.

1.  $\sum_{n=0}^{\infty} \frac{n}{n^2 + 4} \Rightarrow$
2.  $\frac{1}{1 \cdot 2} + \frac{1}{3 \cdot 4} + \frac{1}{5 \cdot 6} + \frac{1}{7 \cdot 8} + \cdots \Rightarrow$
3.  $\sum_{n=0}^{\infty} \frac{n}{(n^2 + 4)^2} \Rightarrow$
4.  $\sum_{n=0}^{\infty} \frac{n!}{8^n} \Rightarrow$
5.  $1 - \frac{3}{4} + \frac{5}{8} - \frac{7}{12} + \frac{9}{16} + \cdots \Rightarrow$
6.  $\sum_{n=0}^{\infty} \frac{1}{\sqrt{n^2 + 4}} \Rightarrow$
7.  $\sum_{n=0}^{\infty} \frac{\sin^3(n)}{n^2} \Rightarrow$
8.  $\sum_{n=0}^{\infty} \frac{n}{e^n} \Rightarrow$
9.  $\sum_{n=0}^{\infty} \frac{n!}{1 \cdot 3 \cdot 5 \cdots (2n - 1)} \Rightarrow$
10.  $\sum_{n=1}^{\infty} \frac{1}{n\sqrt{n}} \Rightarrow$
11.  $\frac{1}{2 \cdot 3 \cdot 4} + \frac{2}{3 \cdot 4 \cdot 5} + \frac{3}{4 \cdot 5 \cdot 6} + \frac{4}{5 \cdot 6 \cdot 7} + \cdots \Rightarrow$
12.  $\sum_{n=1}^{\infty} \frac{1 \cdot 3 \cdot 5 \cdots (2n - 1)}{(2n)!} \Rightarrow$
13.  $\sum_{n=0}^{\infty} \frac{6^n}{n!} \Rightarrow$
14.  $\sum_{n=1}^{\infty} \frac{(-1)^{n-1}}{\sqrt{n}} \Rightarrow$



$$15. \sum_{n=1}^{\infty} \frac{2^n 3^{n-1}}{n!} \Rightarrow$$

$$16. 1 + \frac{5^2}{2^2} + \frac{5^4}{(2 \cdot 4)^2} + \frac{5^6}{(2 \cdot 4 \cdot 6)^2} + \frac{5^8}{(2 \cdot 4 \cdot 6 \cdot 8)^2} + \cdots \Rightarrow$$

$$17. \sum_{n=1}^{\infty} \sin(1/n) \Rightarrow$$

Find the interval and radius of convergence; you need not check the endpoints of the intervals.

$$18. \sum_{n=0}^{\infty} \frac{2^n}{n!} x^n \Rightarrow$$

$$19. \sum_{n=0}^{\infty} \frac{x^n}{1+3^n} \Rightarrow$$

$$20. \sum_{n=1}^{\infty} \frac{x^n}{n3^n} \Rightarrow$$

$$21. x + \frac{1}{2} \frac{x^3}{3} + \frac{1 \cdot 3}{2 \cdot 4} \frac{x^5}{5} + \frac{1 \cdot 3 \cdot 5}{2 \cdot 4 \cdot 6} \frac{x^7}{7} + \cdots \Rightarrow$$

$$22. \sum_{n=1}^{\infty} \frac{n!}{n^2} x^n \Rightarrow$$

$$23. \sum_{n=1}^{\infty} \frac{(-1)^n}{n^2 3^n} x^{2n} \Rightarrow$$

$$24. \sum_{n=0}^{\infty} \frac{(x-1)^n}{n!} \Rightarrow$$

Find a series for each function, using the formula for Maclaurin series and algebraic manipulation as appropriate.

$$25. 2^x \Rightarrow$$

$$26. \ln(1+x) \Rightarrow$$

$$27. \ln\left(\frac{1+x}{1-x}\right) \Rightarrow$$

$$28. \sqrt{1+x} \Rightarrow$$

$$29. \frac{1}{1+x^2} \Rightarrow$$

$$30. \arctan(x) \Rightarrow$$

$$31. \text{Use the answer to the previous problem to discover a series for a well-known mathematical constant. } \Rightarrow$$

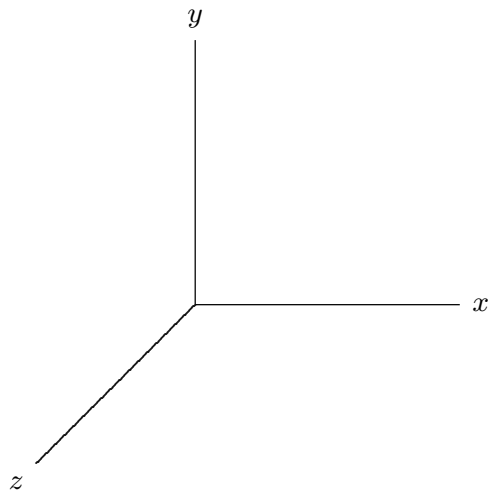


# 14

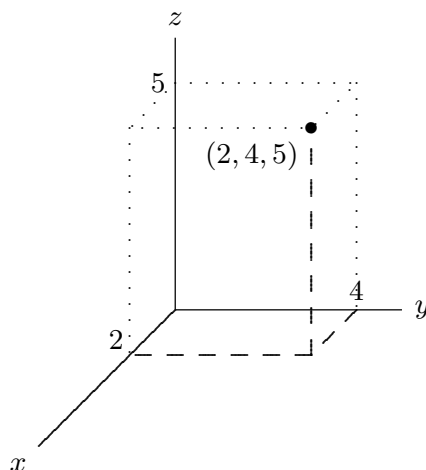
## Three Dimensions

### 14.1 THE COORDINATE SYSTEM

So far we have been investigating functions of the form  $y = f(x)$ , with one independent and one dependent variable. Such functions can be represented in two dimensions, using two numerical axes that allow us to identify every point in the plane with two numbers. We now want to talk about three-dimensional space; to identify every point in three dimensions we require three numerical values. The obvious way to make this association is to add one new axis, perpendicular to the  $x$  and  $y$  axes we already understand. We could, for example, add a third axis, the  $z$  axis, with the positive  $z$  axis coming straight out of the page, and the negative  $z$  axis going out the back of the page. This is difficult to work with on a printed page, so more often we draw a view of the three axes from an angle:



You must then imagine that the  $z$  axis is perpendicular to the other two. Just as we have investigated functions of the form  $y = f(x)$  in two dimensions, we will investigate three dimensions largely by considering functions; now the functions will (typically) have the form  $z = f(x, y)$ . Because we are used to having the result of a function graphed in the vertical direction, it is somewhat easier to maintain that convention in three dimensions. To accomplish this, we normally rotate the axes so that  $z$  points up; the result is then:

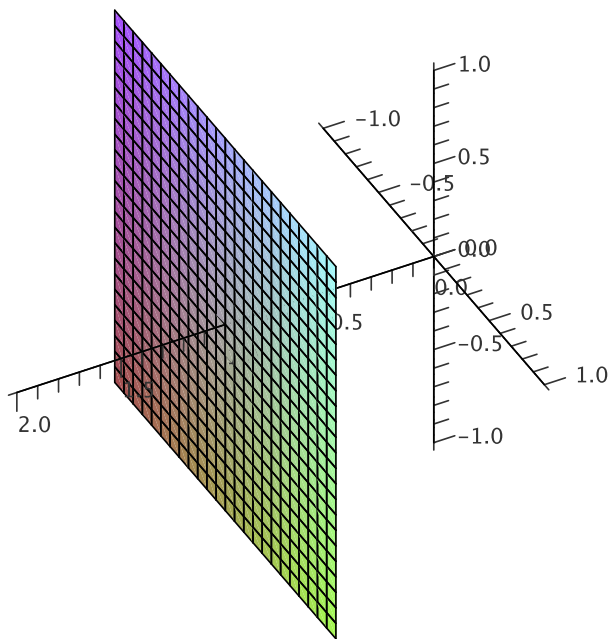


Note that if you imagine looking down from above, along the  $z$  axis, the positive  $z$  axis will come straight toward you, the positive  $y$  axis will point up, and the positive  $x$  axis will point to your right, as usual. Any point in space is identified by providing the three coordinates of the point, as shown; naturally, we list the coordinates in the order  $(x, y, z)$ . One useful way to think of this is to use the  $x$  and  $y$  coordinates to identify a point in the  $x$ - $y$  plane, then move straight up (or down) a distance given by the  $z$  coordinate.

It is now fairly simple to understand some “shapes” in three dimensions that correspond to simple conditions on the coordinates. In two dimensions the equation  $x = 1$  describes the vertical line through  $(1, 0)$ . In three dimensions, it still describes all points with  $x$ -coordinate 1, but this is now a plane, as in figure 14.1.1.

Recall the very useful distance formula in two dimensions: the distance between points  $(x_1, y_1)$  and  $(x_2, y_2)$  is  $\sqrt{(x_1 - x_2)^2 + (y_1 - y_2)^2}$ ; this comes directly from the Pythagorean theorem. What is the distance between two points  $(x_1, y_1, z_1)$  and  $(x_2, y_2, z_2)$  in three dimensions? Geometrically, we want the length of the long diagonal labeled  $c$  in the “box” in figure 14.1.2. Since  $a, b, c$  form a right triangle,  $a^2 + b^2 = c^2$ .  $b$  is the vertical distance between  $(x_1, y_1, z_1)$  and  $(x_2, y_2, z_2)$ , so  $b = |z_1 - z_2|$ . The length  $a$  runs parallel to the  $x$ - $y$  plane, so it is simply the distance between  $(x_1, y_1)$  and  $(x_2, y_2)$ , that is,  $a^2 = (x_1 - x_2)^2 + (y_1 - y_2)^2$ . Now we see that  $c^2 = (x_1 - x_2)^2 + (y_1 - y_2)^2 + (z_1 - z_2)^2$  and  $c = \sqrt{(x_1 - x_2)^2 + (y_1 - y_2)^2 + (z_1 - z_2)^2}$ .

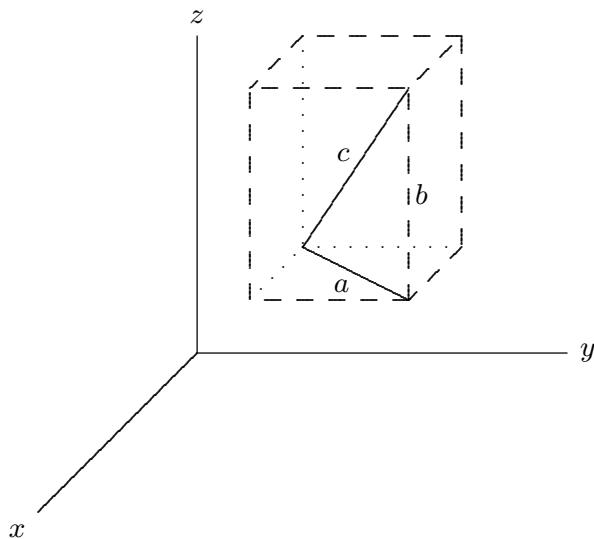
It is sometimes useful to give names to points, for example we might let  $P_1 = (x_1, y_1, z_1)$ , or more concisely we might refer to the point  $P_1(x_1, y_1, z_1)$ , and subsequently



**Figure 14.1.1** The plane  $x = 1$ . (AP)

use just  $P_1$ . Distance between two points in either two or three dimensions is sometimes denoted by  $d$ , so for example the formula for the distance between  $P_1(x_1, y_1, z_1)$  and  $P_2(x_2, y_2, z_2)$  might be expressed as

$$d(P_1, P_2) = \sqrt{(x_1 - x_2)^2 + (y_1 - y_2)^2 + (z_1 - z_2)^2}.$$



**Figure 14.1.2** Distance in three dimensions.

In two dimensions, the distance formula immediately gives us the equation of a circle: the circle of radius  $r$  and center at  $(h, k)$  consists of all points  $(x, y)$  at distance  $r$  from

$(h, k)$ , so the equation is  $r = \sqrt{(x-h)^2 + (y-k)^2}$  or  $r^2 = (x-h)^2 + (y-k)^2$ . Now we can get the similar equation  $r^2 = (x-h)^2 + (y-k)^2 + (z-l)^2$ , which describes all points  $(x, y, z)$  at distance  $r$  from  $(h, k, l)$ , namely, the sphere with radius  $r$  and center  $(h, k, l)$ .

### Exercises 14.1.

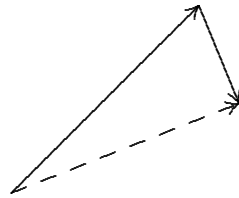
1. Sketch the location of the points  $(1, 1, 0)$ ,  $(2, 3, -1)$ , and  $(-1, 2, 3)$  on a single set of axes.
2. Describe geometrically the set of points  $(x, y, z)$  that satisfy  $z = 4$ .
3. Describe geometrically the set of points  $(x, y, z)$  that satisfy  $y = -3$ .
4. Describe geometrically the set of points  $(x, y, z)$  that satisfy  $x + y = 2$ .
5. The equation  $x + y + z = 1$  describes some collection of points in  $\mathbb{R}^3$ . Describe and sketch the points that satisfy  $x + y + z = 1$  and are in the  $x$ - $y$  plane, in the  $x$ - $z$  plane, and in the  $y$ - $z$  plane.
6. Find the lengths of the sides of the triangle with vertices  $(1, 0, 1)$ ,  $(2, 2, -1)$ , and  $(-3, 2, -2)$ .  
⇒
7. Find the lengths of the sides of the triangle with vertices  $(2, 2, 3)$ ,  $(8, 6, 5)$ , and  $(-1, 0, 2)$ . Why do the results tell you that this isn't really a triangle? ⇒
8. Find an equation of the sphere with center at  $(1, 1, 1)$  and radius 2. ⇒
9. Find an equation of the sphere with center at  $(2, -1, 3)$  and radius 5. ⇒
10. Find an equation of the sphere with center  $(3, -2, 1)$  and that goes through the point  $(4, 2, 5)$ .  
⇒
11. Find an equation of the sphere with center at  $(2, 1, -1)$  and radius 4. Find an equation for the intersection of this sphere with the  $y$ - $z$  plane; describe this intersection geometrically. ⇒
12. Consider the sphere of radius 5 centered at  $(2, 3, 4)$ . What is the intersection of this sphere with each of the coordinate planes?
13. Show that for all values of  $\theta$  and  $\phi$ , the point  $(a \sin \phi \cos \theta, a \sin \phi \sin \theta, a \cos \phi)$  lies on the sphere given by  $x^2 + y^2 + z^2 = a^2$ .
14. Prove that the midpoint of the line segment connecting  $(x_1, y_1, z_1)$  to  $(x_2, y_2, z_2)$  is at  $\left(\frac{x_1 + x_2}{2}, \frac{y_1 + y_2}{2}, \frac{z_1 + z_2}{2}\right)$ .
15. Any three points  $P_1(x_1, y_1, z_1)$ ,  $P_2(x_2, y_2, z_2)$ ,  $P_3(x_3, y_3, z_3)$ , lie in a plane and form a triangle. The **triangle inequality** says that  $d(P_1, P_3) \leq d(P_1, P_2) + d(P_2, P_3)$ . Prove the triangle inequality using either algebra (messy) or the law of cosines (less messy).
16. Is it possible for a plane to intersect a sphere in exactly two points? Exactly one point? Explain.

## 14.2 VECTORS

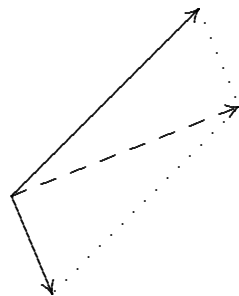
A vector is a quantity consisting of a non-negative magnitude and a direction. We could represent a vector in two dimensions as  $(m, \theta)$ , where  $m$  is the magnitude and  $\theta$  is the direction, measured as an angle from some agreed upon direction (in the case of compass directions, we usually measure clockwise from north, in degrees). For example, we might

think of the vector  $(5, 45^\circ)$  as representing “5 km toward the northeast”; that is, this vector might be a **displacement vector**, indicating, say, that your grandmother walked 5 kilometers toward the northeast to school in the snow. On the other hand, the same vector could represent a velocity, indicating that your grandmother walked at 5 km/hr toward the northeast. What the vector does not indicate is where this walk occurred: a vector represents a magnitude and a direction, but not a location. Pictorially it is useful to represent a vector as an arrow; the direction of the vector, naturally, is the direction in which the arrow points; the magnitude of the vector is reflected in the length of the arrow.

It turns out that many, many quantities behave as vectors, e.g., displacement, velocity, acceleration, force. Already we can get some idea of their usefulness using displacement vectors. Suppose that your grandmother walked 5 km NE and then 2 km SSE; if the terrain allows, and perhaps armed with a compass, how could your grandmother have walked directly to her destination? We can use vectors (and a bit of geometry) to answer this question. We begin by noting that since vectors do not include a specification of position, we can “place” them anywhere that is convenient. So we can picture your grandmother’s journey as two displacement vectors drawn head to tail:



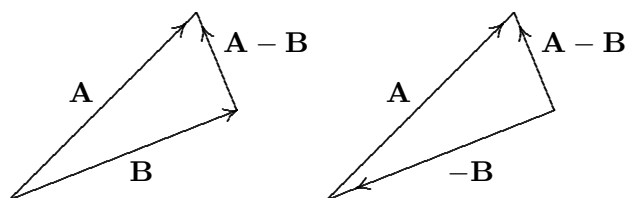
The displacement vector for the shortcut route is the vector drawn with a dashed line, from the tail of the first to the head of the second. With a little trigonometry, we can compute that the third vector has magnitude approximately 4.62 and direction  $21.43^\circ$ , so walking 4.62 km in the direction  $21.43^\circ$  north of east (approximately ENE) would get your grandmother to school. This sort of calculation is so common, we dignify it with a name: we say that the third vector is the **sum** of the other two vectors. There is another common way to picture the sum of two vectors. Put the vectors tail to tail and then complete the parallelogram they indicate; the sum of the two vectors is the diagonal of the parallelogram:



This is a more natural representation in some circumstances. For example, if the two original vectors represent forces acting on an object, the sum of the two vectors is the net or effective force on the object, and it is nice to draw all three with their tails at the location of the object.

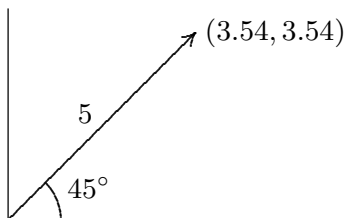
We also define **scalar multiplication** for vectors: if  $\mathbf{A}$  is a vector  $(m, \theta)$  and  $a \geq 0$  is a real number, the vector  $a\mathbf{A}$  is  $(am, \theta)$ , namely, it points in the same direction but has  $a$  times the magnitude. If  $a < 0$ ,  $a\mathbf{A}$  is  $(|a|m, \theta + \pi)$ , with  $|a|$  times the magnitude and pointing in the opposite direction (unless we specify otherwise, angles are measured in radians).

Now we can understand subtraction of vectors:  $\mathbf{A} - \mathbf{B} = \mathbf{A} + (-1)\mathbf{B}$ :



Note that as you would expect,  $\mathbf{B} + (\mathbf{A} - \mathbf{B}) = \mathbf{A}$ .

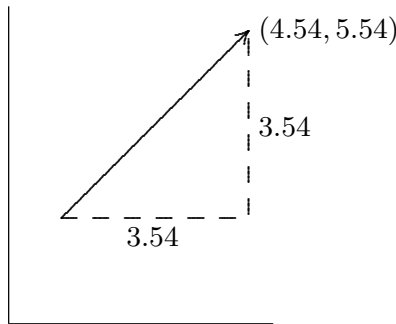
We can represent a vector in ways other than  $(m, \theta)$ , and in fact  $(m, \theta)$  is not generally used at all. How else could we describe a particular vector? Consider again the vector  $(5, 45^\circ)$ . Let's draw it again, but impose a coordinate system. If we put the tail of the arrow at the origin, the head of the arrow ends up at the point  $(5/\sqrt{2}, 5/\sqrt{2}) \approx (3.54, 3.54)$ .



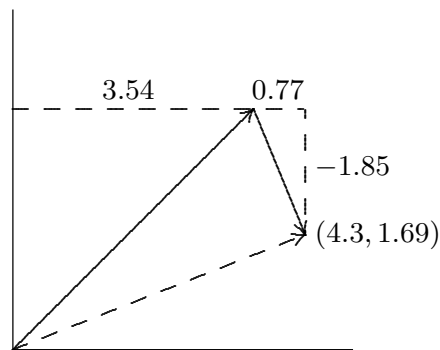
In this picture the coordinates  $(3.54, 3.54)$  identify the head of the arrow, provided we know that the tail of the arrow has been placed at  $(0, 0)$ . Then in fact the vector can always be identified as  $(3.54, 3.54)$ , no matter where it is placed; we just have to remember that the numbers 3.54 must be interpreted as a *change* from the position of the tail, not as the actual coordinates of the arrow head; to emphasize this we will write  $\langle 3.54, 3.54 \rangle$  to mean the vector and  $(3.54, 3.54)$  to mean the point. Then if the vector  $\langle 3.54, 3.54 \rangle$  is



drawn with its tail at  $(1, 2)$  it looks like this:



Consider again the two part trip: 5 km NE and then 2 km SSE. The vector representing the first part of the trip is  $\langle 5/\sqrt{2}, 5/\sqrt{2} \rangle$ , and the second part of the trip is represented by  $\langle 2 \cos(-3\pi/8), 2 \sin(-3\pi/8) \rangle \approx \langle 0.77, -1.85 \rangle$ . We can represent the sum of these with the usual head to tail picture:



It is clear from the picture that the coordinates of the destination point are  $(5/\sqrt{2} + 2 \cos(-3\pi/8), 5/\sqrt{2} + 2 \sin(-3\pi/8))$  or approximately  $(4.3, 1.69)$ , so the sum of the two vectors is  $\langle 5/\sqrt{2} + 2 \cos(-3\pi/8), 5/\sqrt{2} + 2 \sin(-3\pi/8) \rangle \approx \langle 4.3, 1.69 \rangle$ . Adding the two vectors is easier in this form than in the  $(m, \theta)$  form, provided that we're willing to have the answer in this form as well. In general:  $\langle v_1, w_1 \rangle + \langle v_2, w_2 \rangle = \langle v_1 + v_2, w_1 + w_2 \rangle$ .

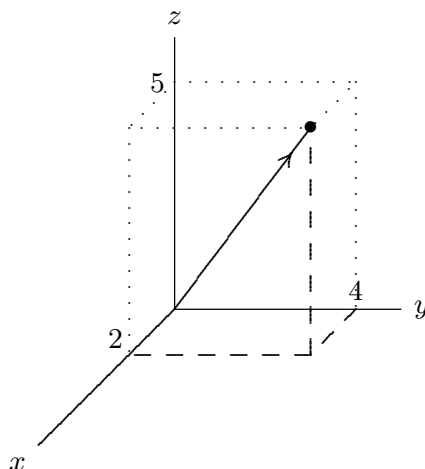
It is easy to see that scalar multiplication and vector subtraction are also easy to compute in this form:  $a\langle v, w \rangle = \langle av, aw \rangle$  and  $\langle v_1, w_1 \rangle - \langle v_2, w_2 \rangle = \langle v_1 - v_2, w_1 - w_2 \rangle$ . What about the magnitude? The magnitude of the vector  $\langle v, w \rangle$  is still the length of the corresponding arrow representation; this is the distance from the origin to the point  $(v, w)$ , namely, the distance from the tail to the head of the arrow. We know how to compute distances, so the magnitude of the vector is simply  $\sqrt{v^2 + w^2}$ , which we also denote with absolute value bars:  $|\langle v, w \rangle| = \sqrt{v^2 + w^2}$ .

In three dimensions, vectors are still quantities consisting of a magnitude and a direction, but of course there are many more possible directions. It's not clear how we might represent the direction explicitly, but the coordinate version of vectors makes just as much

sense in three dimensions as in two. By  $\langle 1, 2, 3 \rangle$  we mean the vector whose head is at  $(1, 2, 3)$  if its tail is at the origin. As before, we can place the vector anywhere we want; if it has its tail at  $(4, 5, 6)$  then its head is at  $(5, 7, 9)$ . It remains true that arithmetic is easy to do with vectors in this form:

$$\begin{aligned} a\langle v_1, v_2, v_3 \rangle &= \langle av_1, av_2, av_3 \rangle \\ \langle v_1, v_2, v_3 \rangle + \langle w_1, w_2, w_3 \rangle &= \langle v_1 + w_1, v_2 + w_2, v_3 + w_3 \rangle \\ \langle v_1, v_2, v_3 \rangle - \langle w_1, w_2, w_3 \rangle &= \langle v_1 - w_1, v_2 - w_2, v_3 - w_3 \rangle \end{aligned}$$

The magnitude of the vector is again the distance from the origin to the head of the arrow, or  $|\langle v_1, v_2, v_3 \rangle| = \sqrt{v_1^2 + v_2^2 + v_3^2}$ .



**Figure 14.2.1** The vector  $\langle 2, 4, 5 \rangle$  with its tail at the origin.

Three particularly simple vectors turn out to be quite useful:  $\mathbf{i} = \langle 1, 0, 0 \rangle$ ,  $\mathbf{j} = \langle 0, 1, 0 \rangle$ , and  $\mathbf{k} = \langle 0, 0, 1 \rangle$ . These play much the same role for vectors that the axes play for points. In particular, notice that

$$\begin{aligned} \langle v_1, v_2, v_3 \rangle &= \langle v_1, 0, 0 \rangle + \langle 0, v_2, 0 \rangle + \langle 0, 0, v_3 \rangle \\ &= v_1\langle 1, 0, 0 \rangle + v_2\langle 0, 1, 0 \rangle + v_3\langle 0, 0, 1 \rangle \\ &= v_1\mathbf{i} + v_2\mathbf{j} + v_3\mathbf{k} \end{aligned}$$

We will frequently want to produce a vector that points from one point to another. That is, if  $P$  and  $Q$  are points, we seek the vector  $\mathbf{x}$  such that when the tail of  $\mathbf{x}$  is placed at  $P$ , its head is at  $Q$ ; we refer to this vector as  $\overrightarrow{PQ}$ . If we know the coordinates of  $P$  and  $Q$ , the coordinates of the vector are easy to find.

**EXAMPLE 14.2.1** Suppose  $P = (1, -2, 4)$  and  $Q = (-2, 1, 3)$ . The vector  $\overrightarrow{PQ}$  is  $\langle -2 - 1, 1 - (-2), 3 - 4 \rangle = \langle -3, 3, -1 \rangle$  and  $\overrightarrow{QP} = \langle 3, -3, 1 \rangle$ . Note that this is the same as subtracting the vectors with tails at the origin and heads at  $P$  and  $Q$ :  $\langle -2, 1, 3 \rangle - \langle 1, -2, 4 \rangle = \langle -3, 3, -1 \rangle$ .  $\square$

Arithmetic with vectors has some familiar properties, listed in the next theorem. These are all quite easy to prove, by simply representing the vectors in standard form.

**THEOREM 14.2.2** If  $\mathbf{u}$ ,  $\mathbf{v}$ , and  $\mathbf{w}$  are vectors and  $a$  and  $b$  are real numbers, then

1.  $\mathbf{u} + \mathbf{v} = \mathbf{v} + \mathbf{u}$
2.  $a\mathbf{u} = \mathbf{u}a$
3.  $a(\mathbf{u} + \mathbf{v}) = a\mathbf{u} + a\mathbf{v}$
4.  $(a + b)\mathbf{u} = a\mathbf{u} + b\mathbf{u}$
5.  $(\mathbf{u} + \mathbf{v}) + \mathbf{w} = \mathbf{u} + (\mathbf{v} + \mathbf{w})$
6.  $|a\mathbf{u}| = |a||\mathbf{u}|$

**Proof.** We do one of these as an example, part 3. Write  $\mathbf{u} = \langle x_1, y_1, z_1 \rangle$ ,  $\mathbf{v} = \langle x_2, y_2, z_2 \rangle$ . Then

$$\begin{aligned}
 a(\mathbf{u} + \mathbf{v}) &= a(\langle x_1, y_1, z_1 \rangle + \langle x_2, y_2, z_2 \rangle) \\
 &= a\langle x_1 + x_2, y_1 + y_2, z_1 + z_2 \rangle \\
 &= \langle a(x_1 + x_2), a(y_1 + y_2), a(z_1 + z_2) \rangle \\
 &= \langle ax_1 + ax_2, ay_1 + ay_2, az_1 + az_2 \rangle \\
 &= \langle ax_1, ay_1, az_1 \rangle + \langle ax_2, ay_2, az_2 \rangle \\
 &= a\langle x_1, y_1, z_1 \rangle + a\langle x_2, y_2, z_2 \rangle \\
 &= a\mathbf{u} + a\mathbf{v}
 \end{aligned}$$

■

### *Exercises 14.2.*

1. Draw the vector  $\langle 3, -1 \rangle$  with its tail at the origin.
2. Draw the vector  $\langle 3, -1, 2 \rangle$  with its tail at the origin.
3. Let  $\mathbf{A}$  be the vector with tail at the origin and head at  $(1, 2)$ ; let  $\mathbf{B}$  be the vector with tail at the origin and head at  $(3, 1)$ . Draw  $\mathbf{A}$  and  $\mathbf{B}$  and a vector  $\mathbf{C}$  with tail at  $(1, 2)$  and head at  $(3, 1)$ . Draw  $\mathbf{C}$  with its tail at the origin.
4. Let  $\mathbf{A}$  be the vector with tail at the origin and head at  $(-1, 2)$ ; let  $\mathbf{B}$  be the vector with tail at the origin and head at  $(3, 3)$ . Draw  $\mathbf{A}$  and  $\mathbf{B}$  and a vector  $\mathbf{C}$  with tail at  $(-1, 2)$  and head at  $(3, 3)$ . Draw  $\mathbf{C}$  with its tail at the origin.

5. Let  $\mathbf{A}$  be the vector with tail at the origin and head at  $(5, 2)$ ; let  $\mathbf{B}$  be the vector with tail at the origin and head at  $(1, 5)$ . Draw  $\mathbf{A}$  and  $\mathbf{B}$  and a vector  $\mathbf{C}$  with tail at  $(5, 2)$  and head at  $(1, 5)$ . Draw  $\mathbf{C}$  with its tail at the origin.
6. Find  $|\mathbf{v}|$ ,  $\mathbf{v} + \mathbf{w}$ ,  $\mathbf{v} - \mathbf{w}$ ,  $|\mathbf{v} + \mathbf{w}|$ ,  $|\mathbf{v} - \mathbf{w}|$  and  $-2\mathbf{v}$  for  $\mathbf{v} = \langle 1, 3 \rangle$  and  $\mathbf{w} = \langle -1, -5 \rangle$ .  $\Rightarrow$
7. Find  $|\mathbf{v}|$ ,  $\mathbf{v} + \mathbf{w}$ ,  $\mathbf{v} - \mathbf{w}$ ,  $|\mathbf{v} + \mathbf{w}|$ ,  $|\mathbf{v} - \mathbf{w}|$  and  $-2\mathbf{v}$  for  $\mathbf{v} = \langle 1, 2, 3 \rangle$  and  $\mathbf{w} = \langle -1, 2, -3 \rangle$ .  $\Rightarrow$
8. Find  $|\mathbf{v}|$ ,  $\mathbf{v} + \mathbf{w}$ ,  $\mathbf{v} - \mathbf{w}$ ,  $|\mathbf{v} + \mathbf{w}|$ ,  $|\mathbf{v} - \mathbf{w}|$  and  $-2\mathbf{v}$  for  $\mathbf{v} = \langle 1, 0, 1 \rangle$  and  $\mathbf{w} = \langle -1, -2, 2 \rangle$ .  $\Rightarrow$
9. Find  $|\mathbf{v}|$ ,  $\mathbf{v} + \mathbf{w}$ ,  $\mathbf{v} - \mathbf{w}$ ,  $|\mathbf{v} + \mathbf{w}|$ ,  $|\mathbf{v} - \mathbf{w}|$  and  $-2\mathbf{v}$  for  $\mathbf{v} = \langle 1, -1, 1 \rangle$  and  $\mathbf{w} = \langle 0, 0, 3 \rangle$ .  $\Rightarrow$
10. Find  $|\mathbf{v}|$ ,  $\mathbf{v} + \mathbf{w}$ ,  $\mathbf{v} - \mathbf{w}$ ,  $|\mathbf{v} + \mathbf{w}|$ ,  $|\mathbf{v} - \mathbf{w}|$  and  $-2\mathbf{v}$  for  $\mathbf{v} = \langle 3, 2, 1 \rangle$  and  $\mathbf{w} = \langle -1, -1, -1 \rangle$ .  $\Rightarrow$
11. Let  $P = (4, 5, 6)$ ,  $Q = (1, 2, -5)$ . Find  $\overrightarrow{PQ}$ . Find a vector with the same direction as  $\overrightarrow{PQ}$  but with length 1. Find a vector with the same direction as  $\overrightarrow{PQ}$  but with length 4.  $\Rightarrow$
12. If  $A, B$ , and  $C$  are three points, find  $\overrightarrow{AB} + \overrightarrow{BC} + \overrightarrow{CA}$ .  $\Rightarrow$
13. Consider the 12 vectors that have their tails at the center of a clock and their respective heads at each of the 12 digits. What is the sum of these vectors? What if we remove the vector corresponding to 4 o'clock? What if, instead, all vectors have their tails at 12 o'clock, and their heads on the remaining digits?  $\Rightarrow$
14. Let  $\mathbf{a}$  and  $\mathbf{b}$  be nonzero vectors in two dimensions that are not parallel or anti-parallel. Show, algebraically, that if  $\mathbf{c}$  is any two dimensional vector, there are scalars  $s$  and  $t$  such that  $\mathbf{c} = s\mathbf{a} + t\mathbf{b}$ .
15. Does the statement in the previous exercise hold if the vectors  $\mathbf{a}$ ,  $\mathbf{b}$ , and  $\mathbf{c}$  are three dimensional vectors? Explain.
16. Prove the remaining parts of Theorem 14.2.2.

### 14.3 THE DOT PRODUCT

Here's a question whose answer turns out to be very useful: Given two vectors, what is the angle between them?

It may not be immediately clear that the question makes sense, but it's not hard to turn it into a question that does. Since vectors have no position, we are as usual free to place vectors wherever we like. If the two vectors are placed tail-to-tail, there is now a reasonable interpretation of the question: we seek the measure of the smallest angle between the two vectors, in the plane in which they lie. Figure 14.3.1 illustrates the situation.

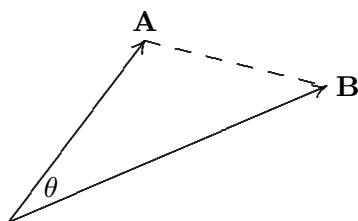


Figure 14.3.1 The angle between vectors  $\mathbf{A}$  and  $\mathbf{B}$ .

Since the angle  $\theta$  lies in a triangle, we can compute it using a bit of trigonometry, namely, the law of cosines. The lengths of the sides of the triangle in figure 14.3.1 are  $|\mathbf{A}|$ ,  $|\mathbf{B}|$ , and  $|\mathbf{A} - \mathbf{B}|$ . Let  $\mathbf{A} = \langle a_1, a_2, a_3 \rangle$  and  $\mathbf{B} = \langle b_1, b_2, b_3 \rangle$ ; then

$$\begin{aligned} |\mathbf{A} - \mathbf{B}|^2 &= |\mathbf{A}|^2 + |\mathbf{B}|^2 - 2|\mathbf{A}||\mathbf{B}|\cos\theta \\ 2|\mathbf{A}||\mathbf{B}|\cos\theta &= |\mathbf{A}|^2 + |\mathbf{B}|^2 - |\mathbf{A} - \mathbf{B}|^2 \\ &= a_1^2 + a_2^2 + a_3^2 + b_1^2 + b_2^2 + b_3^2 - (a_1 - b_1)^2 - (a_2 - b_2)^2 - (a_3 - b_3)^2 \\ &= a_1^2 + a_2^2 + a_3^2 + b_1^2 + b_2^2 + b_3^2 \\ &\quad - (a_1^2 - 2a_1b_1 + b_1^2) - (a_2^2 - 2a_2b_2 + b_2^2) - (a_3^2 - 2a_3b_3 + b_3^2) \\ &= 2a_1b_1 + 2a_2b_2 + 2a_3b_3 \\ |\mathbf{A}||\mathbf{B}|\cos\theta &= a_1b_1 + a_2b_2 + a_3b_3 \\ \cos\theta &= (a_1b_1 + a_2b_2 + a_3b_3)/(|\mathbf{A}||\mathbf{B}|) \end{aligned}$$

So a bit of simple arithmetic with the coordinates of  $\mathbf{A}$  and  $\mathbf{B}$  allows us to compute the cosine of the angle between them. If necessary we can use the arccosine to get  $\theta$ , but in many problems  $\cos\theta$  turns out to be all we really need.

The numerator of the fraction that gives us  $\cos\theta$  turns up a lot, so we give it a name and more compact notation: we call it the **dot product**, and write it as

$$\mathbf{A} \cdot \mathbf{B} = a_1b_1 + a_2b_2 + a_3b_3.$$

This is the same symbol we use for ordinary multiplication, but there should never be any confusion; you can tell from context whether we are “multiplying” vectors or numbers. (We might also use the dot for scalar multiplication:  $a \cdot \mathbf{V} = a\mathbf{V}$ ; again, it is clear what is meant from context.)

**EXAMPLE 14.3.1** Find the angle between the vectors  $\mathbf{A} = \langle 1, 2, 1 \rangle$  and  $\mathbf{B} = \langle 3, 1, -5 \rangle$ . We know that  $\cos\theta = \mathbf{A} \cdot \mathbf{B}/(|\mathbf{A}||\mathbf{B}|) = (1 \cdot 3 + 2 \cdot 1 + 1 \cdot (-5))/(|\mathbf{A}||\mathbf{B}|) = 0$ , so  $\theta = \pi/2$ , that is, the vectors are perpendicular.  $\square$

**EXAMPLE 14.3.2** Find the angle between the vectors  $\mathbf{A} = \langle 3, 3, 0 \rangle$  and  $\mathbf{B} = \langle 1, 0, 0 \rangle$ . We compute

$$\begin{aligned} \cos\theta &= (3 \cdot 1 + 3 \cdot 0 + 0 \cdot 0)/(\sqrt{9 + 9 + 0}\sqrt{1 + 0 + 0}) \\ &= 3/\sqrt{18} = 1/\sqrt{2} \end{aligned}$$

so  $\theta = \pi/4$ .  $\square$

**EXAMPLE 14.3.3** Some special cases are worth looking at: Find the angles between  $\mathbf{A}$  and  $\mathbf{A}$ ;  $\mathbf{A}$  and  $-\mathbf{A}$ ;  $\mathbf{A}$  and  $\mathbf{0} = \langle 0, 0, 0 \rangle$ .

$\cos \theta = \mathbf{A} \cdot \mathbf{A}/(|\mathbf{A}||\mathbf{A}|) = (a_1^2 + a_2^2 + a_3^2)/(\sqrt{a_1^2 + a_2^2 + a_3^2}\sqrt{a_1^2 + a_2^2 + a_3^2}) = 1$ , so the angle between  $\mathbf{A}$  and itself is zero, which of course is correct.

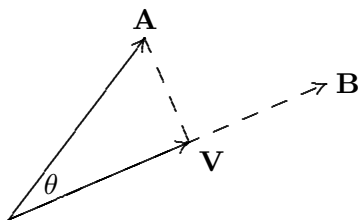
$\cos \theta = \mathbf{A} \cdot -\mathbf{A}/(|\mathbf{A}||-\mathbf{A}|) = (-a_1^2 - a_2^2 - a_3^2)/(\sqrt{a_1^2 + a_2^2 + a_3^2}\sqrt{a_1^2 + a_2^2 + a_3^2}) = -1$ , so the angle is  $\pi$ , that is, the vectors point in opposite directions, as of course we already knew.

$\cos \theta = \mathbf{A} \cdot \mathbf{0}/(|\mathbf{A}||\mathbf{0}|) = (0+0+0)/(\sqrt{a_1^2 + a_2^2 + a_3^2}\sqrt{0^2 + 0^2 + 0^2})$ , which is undefined. On the other hand, note that since  $\mathbf{A} \cdot \mathbf{0} = 0$  it looks at first as if  $\cos \theta$  will be zero, which as we have seen means that vectors are perpendicular; only when we notice that the denominator is also zero do we run into trouble. One way to “fix” this is to adopt the convention that the zero vector  $\mathbf{0}$  is perpendicular to all vectors; then we can say in general that if  $\mathbf{A} \cdot \mathbf{B} = 0$ ,  $\mathbf{A}$  and  $\mathbf{B}$  are perpendicular.  $\square$

Generalizing the examples, note the following useful facts:

1. If  $\mathbf{A}$  is parallel or anti-parallel to  $\mathbf{B}$  then  $\mathbf{A} \cdot \mathbf{B}/(|\mathbf{A}||\mathbf{B}|) = \pm 1$ , and conversely, if  $\mathbf{A} \cdot \mathbf{B}/(|\mathbf{A}||\mathbf{B}|) = 1$ ,  $\mathbf{A}$  and  $\mathbf{B}$  are parallel, while if  $\mathbf{A} \cdot \mathbf{B}/(|\mathbf{A}||\mathbf{B}|) = -1$ ,  $\mathbf{A}$  and  $\mathbf{B}$  are anti-parallel. (Vectors are parallel if they point in the same direction, anti-parallel if they point in opposite directions.)
2. If  $\mathbf{A}$  is perpendicular to  $\mathbf{B}$  then  $\mathbf{A} \cdot \mathbf{B}/(|\mathbf{A}||\mathbf{B}|) = 0$ , and conversely if  $\mathbf{A} \cdot \mathbf{B}/(|\mathbf{A}||\mathbf{B}|) = 0$  then  $\mathbf{A}$  and  $\mathbf{B}$  are perpendicular.

Given two vectors, it is often useful to find the **projection** of one vector onto the other, because this turns out to have important meaning in many circumstances. More precisely, given  $\mathbf{A}$  and  $\mathbf{B}$ , we seek a vector parallel to  $\mathbf{B}$  but with length determined by  $\mathbf{A}$  in a natural way, as shown in figure 14.3.2.  $\mathbf{V}$  is chosen so that the triangle formed by  $\mathbf{A}$ ,  $\mathbf{V}$ , and  $\mathbf{A} - \mathbf{V}$  is a right triangle.



**Figure 14.3.2**  $\mathbf{V}$  is the projection of  $\mathbf{A}$  onto  $\mathbf{B}$ .

Using a little trigonometry, we see that

$$|\mathbf{V}| = |\mathbf{A}| \cos \theta = |\mathbf{A}| \frac{\mathbf{A} \cdot \mathbf{B}}{|\mathbf{A}||\mathbf{B}|} = \frac{\mathbf{A} \cdot \mathbf{B}}{|\mathbf{B}|};$$

this is sometimes called the **scalar projection of  $\mathbf{A}$  onto  $\mathbf{B}$** . To get  $\mathbf{V}$  itself, we multiply this length by a vector of length one parallel to  $\mathbf{B}$ :

$$\mathbf{V} = \frac{\mathbf{A} \cdot \mathbf{B}}{|\mathbf{B}|} \frac{\mathbf{B}}{|\mathbf{B}|} = \frac{\mathbf{A} \cdot \mathbf{B}}{|\mathbf{B}|^2} \mathbf{B}.$$

Be sure that you understand why  $\mathbf{B}/|\mathbf{B}|$  is a vector of length one (also called a **unit vector**) parallel to  $\mathbf{B}$ .

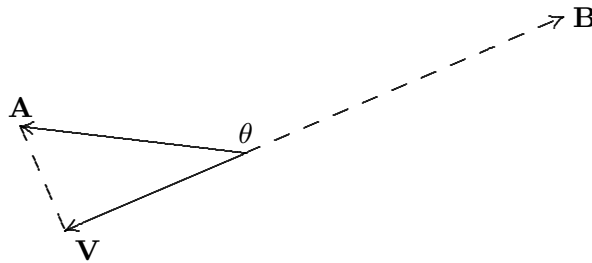
The discussion so far implicitly assumed that  $0 \leq \theta \leq \pi/2$ . If  $\pi/2 < \theta \leq \pi$ , the picture is like figure 14.3.3. In this case  $\mathbf{A} \cdot \mathbf{B}$  is negative, so the vector

$$\frac{\mathbf{A} \cdot \mathbf{B}}{|\mathbf{B}|^2} \mathbf{B}$$

is anti-parallel to  $\mathbf{B}$ , and its length is

$$\left| \frac{\mathbf{A} \cdot \mathbf{B}}{|\mathbf{B}|} \right|.$$

So in general, the scalar projection of  $\mathbf{A}$  onto  $\mathbf{B}$  may be positive or negative. If it is negative, it means that the projection vector is anti-parallel to  $\mathbf{B}$  and that the length of the projection vector is the absolute value of the scalar projection. Of course, you can also compute the length of the projection vector as usual, by applying the distance formula to the vector.



**Figure 14.3.3**  $\mathbf{V}$  is the projection of  $\mathbf{A}$  onto  $\mathbf{B}$ .

Note that the phrase “projection onto  $\mathbf{B}$ ” is a bit misleading if taken literally; all that  $\mathbf{B}$  provides is a direction; the length of  $\mathbf{B}$  has no impact on the final vector. In figure 14.3.4, for example,  $\mathbf{B}$  is shorter than the projection vector, but this is perfectly acceptable.



**Figure 14.3.4**  $\mathbf{V}$  is the projection of  $\mathbf{A}$  onto  $\mathbf{B}$ .

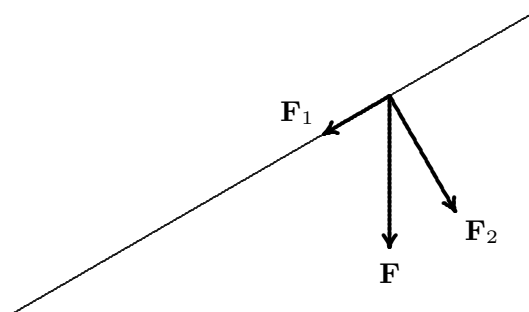
**EXAMPLE 14.3.4** Physical force is a vector quantity. It is often necessary to compute the “component” of a force acting in a different direction than the force is being applied. For example, suppose a ten pound weight is resting on an inclined plane—a pitched roof, for example. Gravity exerts a force of ten pounds on the object, directed straight down. It is useful to think of the component of this force directed down and parallel to the roof, and the component down and directly into the roof. These forces are the projections of the force vector onto vectors parallel and perpendicular to the roof. Suppose the roof is tilted at a  $30^\circ$  angle, as in figure 14.3.5. A vector parallel to the roof is  $\langle -\sqrt{3}, -1 \rangle$ , and a vector perpendicular to the roof is  $\langle 1, -\sqrt{3} \rangle$ . The force vector is  $\mathbf{F} = \langle 0, -10 \rangle$ . The component of the force directed down the roof is then

$$\mathbf{F}_1 = \frac{\mathbf{F} \cdot \langle -\sqrt{3}, -1 \rangle}{|\langle -\sqrt{3}, -1 \rangle|^2} \langle -\sqrt{3}, -1 \rangle = \frac{10 \langle -\sqrt{3}, -1 \rangle}{2} = \langle -5\sqrt{3}/2, -5/2 \rangle$$

with length 5. The component of the force directed into the roof is

$$\mathbf{F}_2 = \frac{\mathbf{F} \cdot \langle 1, -\sqrt{3} \rangle}{|\langle 1, -\sqrt{3} \rangle|^2} \langle 1, -\sqrt{3} \rangle = \frac{10\sqrt{3} \langle 1, -\sqrt{3} \rangle}{2} = \langle 5\sqrt{3}/2, -15/2 \rangle$$

with length  $5\sqrt{3}$ . Thus, a force of 5 pounds is pulling the object down the roof, while a force of  $5\sqrt{3}$  pounds is pulling the object into the roof.  $\square$



**Figure 14.3.5** Components of a force.

The dot product has some familiar-looking properties that will be useful later, so we list them here. These may be proved by writing the vectors in coordinate form and then performing the indicated calculations; subsequently it can be easier to use the properties instead of calculating with coordinates.

**THEOREM 14.3.5** If  $\mathbf{u}$ ,  $\mathbf{v}$ , and  $\mathbf{w}$  are vectors and  $a$  is a real number, then

1.  $\mathbf{u} \cdot \mathbf{u} = |\mathbf{u}|^2$

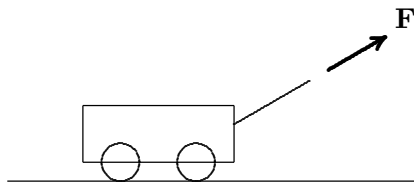


2.  $\mathbf{u} \cdot \mathbf{v} = \mathbf{v} \cdot \mathbf{u}$
3.  $\mathbf{u} \cdot (\mathbf{v} + \mathbf{w}) = \mathbf{u} \cdot \mathbf{v} + \mathbf{u} \cdot \mathbf{w}$
4.  $(a\mathbf{u}) \cdot \mathbf{v} = a(\mathbf{u} \cdot \mathbf{v}) = \mathbf{u} \cdot (a\mathbf{v})$

■

**Exercises 14.3.**

1. Find  $\langle 1, 1, 1 \rangle \cdot \langle 2, -3, 4 \rangle$ .  $\Rightarrow$
2. Find  $\langle 1, 2, 0 \rangle \cdot \langle 0, 0, 57 \rangle$ .  $\Rightarrow$
3. Find  $\langle 3, 2, 1 \rangle \cdot \langle 0, 1, 0 \rangle$ .  $\Rightarrow$
4. Find  $\langle -1, -2, 5 \rangle \cdot \langle 1, 0, -1 \rangle$ .  $\Rightarrow$
5. Find  $\langle 3, 4, 6 \rangle \cdot \langle 2, 3, 4 \rangle$ .  $\Rightarrow$
6. Find the cosine of the angle between  $\langle 1, 2, 3 \rangle$  and  $\langle 1, 1, 1 \rangle$ ; use a calculator if necessary to find the angle.  $\Rightarrow$
7. Find the cosine of the angle between  $\langle -1, -2, -3 \rangle$  and  $\langle 5, 0, 2 \rangle$ ; use a calculator if necessary to find the angle.  $\Rightarrow$
8. Find the cosine of the angle between  $\langle 47, 100, 0 \rangle$  and  $\langle 0, 0, 5 \rangle$ ; use a calculator if necessary to find the angle.  $\Rightarrow$
9. Find the cosine of the angle between  $\langle 1, 0, 1 \rangle$  and  $\langle 0, 1, 1 \rangle$ ; use a calculator if necessary to find the angle.  $\Rightarrow$
10. Find the cosine of the angle between  $\langle 2, 0, 0 \rangle$  and  $\langle -1, 1, -1 \rangle$ ; use a calculator if necessary to find the angle.  $\Rightarrow$
11. Find the angle between the diagonal of a cube and one of the edges adjacent to the diagonal.  $\Rightarrow$
12. Find the scalar and vector projections of  $\langle 1, 2, 3 \rangle$  onto  $\langle 1, 2, 0 \rangle$ .  $\Rightarrow$
13. Find the scalar and vector projections of  $\langle 1, 1, 1 \rangle$  onto  $\langle 3, 2, 1 \rangle$ .  $\Rightarrow$
14. A 20 pound object sits on a ramp at an angle of  $30^\circ$  from the horizontal, as in figure 14.3.5. Find the force pulling the object down the ramp and the force pulling the object directly into the ramp.  $\Rightarrow$
15. A 20 pound object sits on a ramp at an angle of  $45^\circ$  from the horizontal. Find the force pulling the object down the ramp and the force pulling the object directly into the ramp.  $\Rightarrow$
16. A force of 10 pounds is applied to a wagon, directed at an angle of  $30^\circ$  from the horizontal, as shown. Find the component of this force pulling the wagon straight up, and the component pulling it horizontally along the ground.  $\Rightarrow$

**Figure 14.3.6** Pulling a wagon.

17. A force of 15 pounds is applied to a wagon, directed at an angle of  $45^\circ$  from the horizontal. Find the component of this force pulling the wagon straight up, and the component pulling it horizontally along the ground.  $\Rightarrow$
18. A force  $\mathbf{F}$  is to be applied to a wagon, directed at an angle of  $30^\circ$  from the horizontal. The resulting force pulling the wagon horizontally along the ground is to be 10 pounds. What is the magnitude of the required force  $\mathbf{F}$ ?  $\Rightarrow$
19. Use the dot product to find a non-zero vector  $\mathbf{w}$  perpendicular to both  $\mathbf{u} = \langle 1, 2, -3 \rangle$  and  $\mathbf{v} = \langle 2, 0, 1 \rangle$ .  $\Rightarrow$
20. Let  $\mathbf{x} = \langle 1, 1, 0 \rangle$  and  $\mathbf{y} = \langle 2, 4, 2 \rangle$ . Find a unit vector that is perpendicular to both  $\mathbf{x}$  and  $\mathbf{y}$ .  $\Rightarrow$
21. Do the three points  $(1, 2, 0)$ ,  $(-2, 1, 1)$ , and  $(0, 3, -1)$  form a right triangle?  $\Rightarrow$
22. Do the three points  $(1, 1, 1)$ ,  $(2, 3, 2)$ , and  $(5, 0, -1)$  form a right triangle?  $\Rightarrow$
23. Show that  $|\mathbf{A} \cdot \mathbf{B}| \leq |\mathbf{A}||\mathbf{B}|$
24. Let  $\mathbf{x}$  and  $\mathbf{y}$  be perpendicular vectors. Use Theorem 14.3.5 to prove that  $|\mathbf{x}|^2 + |\mathbf{y}|^2 = |\mathbf{x} + \mathbf{y}|^2$ . What is this result better known as?
25. Prove that the diagonals of a rhombus intersect at right angles.
26. Suppose that  $\mathbf{z} = |\mathbf{x}||\mathbf{y}| + |\mathbf{y}||\mathbf{x}$  where  $\mathbf{x}$ ,  $\mathbf{y}$ , and  $\mathbf{z}$  are all nonzero vectors. Prove that  $\mathbf{z}$  bisects the angle between  $\mathbf{x}$  and  $\mathbf{y}$ .
27. Prove Theorem 14.3.5.

## 14.4 THE CROSS PRODUCT

Another useful operation: Given two vectors, find a third (non-zero!) vector perpendicular to the first two. There are of course an infinite number of such vectors of different lengths. Nevertheless, let us find one. Suppose  $\mathbf{A} = \langle a_1, a_2, a_3 \rangle$  and  $\mathbf{B} = \langle b_1, b_2, b_3 \rangle$ . We want to find a vector  $\mathbf{v} = \langle v_1, v_2, v_3 \rangle$  with  $\mathbf{v} \cdot \mathbf{A} = \mathbf{v} \cdot \mathbf{B} = 0$ , or

$$a_1v_1 + a_2v_2 + a_3v_3 = 0,$$

$$b_1v_1 + b_2v_2 + b_3v_3 = 0.$$

Multiply the first equation by  $b_3$  and the second by  $a_3$  and subtract to get

$$b_3a_1v_1 + b_3a_2v_2 + b_3a_3v_3 = 0$$

$$a_3b_1v_1 + a_3b_2v_2 + a_3b_3v_3 = 0$$

$$(a_1b_3 - b_1a_3)v_1 + (a_2b_3 - b_2a_3)v_2 = 0$$

Of course, this equation in two variables has many solutions; a particularly easy one to see is  $v_1 = a_2b_3 - b_2a_3$ ,  $v_2 = b_1a_3 - a_1b_3$ . Substituting back into either of the original equations and solving for  $v_3$  gives  $v_3 = a_1b_2 - b_1a_2$ .

This particular answer to the problem turns out to have some nice properties, and it is dignified with a name: the **cross product**:

$$\mathbf{A} \times \mathbf{B} = \langle a_2b_3 - b_2a_3, b_1a_3 - a_1b_3, a_1b_2 - b_1a_2 \rangle.$$

While there is a nice pattern to this vector, it can be a bit difficult to memorize; here is a convenient mnemonic. The determinant of a two by two matrix is

$$\begin{vmatrix} a & b \\ c & d \end{vmatrix} = ad - cb.$$

This is extended to the determinant of a three by three matrix:

$$\begin{aligned} \begin{vmatrix} x & y & z \\ a_1 & a_2 & a_3 \\ b_1 & b_2 & b_3 \end{vmatrix} &= x \begin{vmatrix} a_2 & a_3 \\ b_2 & b_3 \end{vmatrix} - y \begin{vmatrix} a_1 & a_3 \\ b_1 & b_3 \end{vmatrix} + z \begin{vmatrix} a_1 & a_2 \\ b_1 & b_2 \end{vmatrix} \\ &= x(a_2b_3 - b_2a_3) - y(a_1b_3 - b_1a_3) + z(a_1b_2 - b_1a_2) \\ &= x(a_2b_3 - b_2a_3) + y(b_1a_3 - a_1b_3) + z(a_1b_2 - b_1a_2). \end{aligned}$$

Each of the two by two matrices is formed by deleting the top row and one column of the three by three matrix; the subtraction of the middle term must also be memorized. This is not the place to extol the uses of the determinant; suffice it to say that determinants are extraordinarily useful and important. Here we want to use it merely as a mnemonic device. You will have noticed that the three expressions in parentheses on the last line are precisely the three coordinates of the cross product; replacing  $x, y, z$  by  $\mathbf{i}, \mathbf{j}, \mathbf{k}$  gives us

$$\begin{aligned} \begin{vmatrix} \mathbf{i} & \mathbf{j} & \mathbf{k} \\ a_1 & a_2 & a_3 \\ b_1 & b_2 & b_3 \end{vmatrix} &= (a_2b_3 - b_2a_3)\mathbf{i} - (a_1b_3 - b_1a_3)\mathbf{j} + (a_1b_2 - b_1a_2)\mathbf{k} \\ &= (a_2b_3 - b_2a_3)\mathbf{i} + (b_1a_3 - a_1b_3)\mathbf{j} + (a_1b_2 - b_1a_2)\mathbf{k} \\ &= \langle a_2b_3 - b_2a_3, b_1a_3 - a_1b_3, a_1b_2 - b_1a_2 \rangle \\ &= \mathbf{A} \times \mathbf{B}. \end{aligned}$$

**EXAMPLE 14.4.1** Suppose  $\mathbf{A} = \langle 1, 2, 3 \rangle$ ,  $\mathbf{B} = \langle 4, 5, 6 \rangle$ . Then

$$\begin{aligned} \mathbf{A} \times \mathbf{B} &= \begin{vmatrix} \mathbf{i} & \mathbf{j} & \mathbf{k} \\ 1 & 2 & 3 \\ 4 & 5 & 6 \end{vmatrix} \\ &= (2 \cdot 6 - 5 \cdot 3)\mathbf{i} + (4 \cdot 3 - 1 \cdot 6)\mathbf{j} + (1 \cdot 5 - 4 \cdot 2)\mathbf{k} \\ &= -3\mathbf{i} + 6\mathbf{j} - 3\mathbf{k} \\ &= \langle -3, 6, -3 \rangle \end{aligned}$$

With a little practice, you should find it easy to eliminate the intermediate steps, going directly from the  $3 \times 3$  matrix to the usual vector form.  $\square$

Given  $\mathbf{A}$  and  $\mathbf{B}$ , there are typically two possible directions and an infinite number of magnitudes that will give a vector perpendicular to both  $\mathbf{A}$  and  $\mathbf{B}$ . As we have picked a particular one, we should investigate the magnitude and direction.

We know how to compute the magnitude of  $\mathbf{A} \times \mathbf{B}$ ; it's a bit messy but not difficult. It is somewhat easier to work initially with the square of the magnitude, so as to avoid the square root:

$$\begin{aligned} |\mathbf{A} \times \mathbf{B}|^2 &= (a_2b_3 - b_2a_3)^2 + (b_1a_3 - a_1b_3)^2 + (a_1b_2 - b_1a_2)^2 \\ &= a_2^2b_3^2 - 2a_2b_3b_2a_3 + b_2^2a_3^2 + b_1^2a_3^2 - 2b_1a_3a_1b_3 + a_1^2b_3^2 + a_1^2b_2^2 - 2a_1b_2b_1a_2 + b_1^2a_2^2 \end{aligned}$$

While it is far from obvious, this nasty looking expression can be simplified:

$$\begin{aligned} |\mathbf{A} \times \mathbf{B}|^2 &= (a_1^2 + a_2^2 + a_3^2)(b_1^2 + b_2^2 + b_3^2) - (a_1b_1 + a_2b_2 + a_3b_3)^2 \\ &= |\mathbf{A}|^2|\mathbf{B}|^2 - (\mathbf{A} \cdot \mathbf{B})^2 \\ &= |\mathbf{A}|^2|\mathbf{B}|^2 - |\mathbf{A}|^2|\mathbf{B}|^2 \cos^2 \theta \\ &= |\mathbf{A}|^2|\mathbf{B}|^2(1 - \cos^2 \theta) \\ &= |\mathbf{A}|^2|\mathbf{B}|^2 \sin^2 \theta \\ |\mathbf{A} \times \mathbf{B}| &= |\mathbf{A}||\mathbf{B}| \sin \theta \end{aligned}$$

The magnitude of  $\mathbf{A} \times \mathbf{B}$  is thus very similar to the dot product. In particular, notice that if  $\mathbf{A}$  is parallel to  $\mathbf{B}$ , the angle between them is zero, so  $\sin \theta = 0$ , so  $|\mathbf{A} \times \mathbf{B}| = 0$ , and likewise if they are anti-parallel,  $\sin \theta = 0$ , and  $|\mathbf{A} \times \mathbf{B}| = 0$ . Conversely, if  $|\mathbf{A} \times \mathbf{B}| = 0$  and  $|\mathbf{A}|$  and  $|\mathbf{B}|$  are not zero, it must be that  $\sin \theta = 0$ , so  $\mathbf{A}$  is parallel or anti-parallel to  $\mathbf{B}$ .

Here is a curious fact about this quantity that turns out to be quite useful later on: Given two vectors, we can put them tail to tail and form a parallelogram, as in figure 14.4.1. The height of the parallelogram,  $h$ , is  $|\mathbf{A}| \sin \theta$ , and the base is  $|\mathbf{B}|$ , so the area of the parallelogram is  $|\mathbf{A}||\mathbf{B}| \sin \theta$ , exactly the magnitude of  $|\mathbf{A} \times \mathbf{B}|$ .

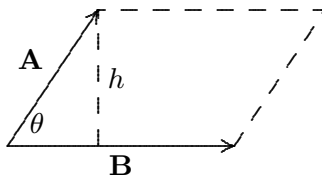


Figure 14.4.1 A parallelogram.

What about the direction of the cross product? Remarkably, there is a simple rule that describes the direction. Let's look at a simple example: Let  $\mathbf{A} = \langle a, 0, 0 \rangle$ ,  $\mathbf{B} = \langle b, c, 0 \rangle$ . If

the vectors are placed with tails at the origin,  $\mathbf{A}$  lies along the  $x$ -axis and  $\mathbf{B}$  lies in the  $x$ - $y$  plane, so we know the cross product will point either up or down. The cross product is

$$\mathbf{A} \times \mathbf{B} = \begin{vmatrix} \mathbf{i} & \mathbf{j} & \mathbf{k} \\ a & 0 & 0 \\ b & c & 0 \end{vmatrix} = \langle 0, 0, ac \rangle.$$

As predicted, this is a vector pointing up or down, depending on the sign of  $ac$ . Suppose that  $a > 0$ , so the sign depends only on  $c$ : if  $c > 0$ ,  $ac > 0$  and the vector points up; if  $c < 0$ , the vector points down. On the other hand, if  $a < 0$  and  $c > 0$ , the vector points down, while if  $a < 0$  and  $c < 0$ , the vector points up. Here is how to interpret these facts with a single rule: Imagine rotating vector  $\mathbf{A}$  until it points in the same direction as  $\mathbf{B}$ ; there are two ways to do this—use the rotation that goes through the smaller angle. If  $a > 0$  and  $c > 0$ , or  $a < 0$  and  $c < 0$ , the rotation will be counter-clockwise when viewed from above; in the other two cases,  $\mathbf{A}$  must be rotated clockwise to reach  $\mathbf{B}$ . The rule is: counter-clockwise means up, clockwise means down. If  $\mathbf{A}$  and  $\mathbf{B}$  are any vectors in the  $x$ - $y$  plane, the same rule applies— $\mathbf{A}$  need not be parallel to the  $x$ -axis.

Although it is somewhat difficult computationally to see how this plays out for any two starting vectors, the rule is essentially the same. Place  $\mathbf{A}$  and  $\mathbf{B}$  tail to tail. The plane in which  $\mathbf{A}$  and  $\mathbf{B}$  lie may be viewed from two sides; view it from the side for which  $\mathbf{A}$  must rotate counter-clockwise to reach  $\mathbf{B}$ ; then the vector  $\mathbf{A} \times \mathbf{B}$  points toward you.

This rule is usually called the **right hand rule**. Imagine placing the heel of your right hand at the point where the tails are joined, so that your slightly curled fingers indicate the direction of rotation from  $\mathbf{A}$  to  $\mathbf{B}$ . Then your thumb points in the direction of the cross product  $\mathbf{A} \times \mathbf{B}$ .

One immediate consequence of these facts is that  $\mathbf{A} \times \mathbf{B} \neq \mathbf{B} \times \mathbf{A}$ , because the two cross products point in the opposite direction. On the other hand, since

$$|\mathbf{A} \times \mathbf{B}| = |\mathbf{A}||\mathbf{B}| \sin \theta = |\mathbf{B}||\mathbf{A}| \sin \theta = |\mathbf{B} \times \mathbf{A}|,$$

the lengths of the two cross products are equal, so we know that  $\mathbf{A} \times \mathbf{B} = -(\mathbf{B} \times \mathbf{A})$ .

The cross product has some familiar-looking properties that will be useful later, so we list them here. As with the dot product, these can be proved by performing the appropriate calculations on coordinates, after which we may sometimes avoid such calculations by using the properties.

**THEOREM 14.4.2** If  $\mathbf{u}$ ,  $\mathbf{v}$ , and  $\mathbf{w}$  are vectors and  $a$  is a real number, then

1.  $\mathbf{u} \times (\mathbf{v} + \mathbf{w}) = \mathbf{u} \times \mathbf{v} + \mathbf{u} \times \mathbf{w}$
2.  $(\mathbf{v} + \mathbf{w}) \times \mathbf{u} = \mathbf{v} \times \mathbf{u} + \mathbf{w} \times \mathbf{u}$
3.  $(a\mathbf{u}) \times \mathbf{v} = a(\mathbf{u} \times \mathbf{v}) = \mathbf{u} \times (a\mathbf{v})$
4.  $\mathbf{u} \cdot (\mathbf{v} \times \mathbf{w}) = (\mathbf{u} \times \mathbf{v}) \cdot \mathbf{w}$
5.  $\mathbf{u} \times (\mathbf{v} \times \mathbf{w}) = (\mathbf{u} \cdot \mathbf{w})\mathbf{v} - (\mathbf{u} \cdot \mathbf{v})\mathbf{w}$  ■

### Exercises 14.4.

1. Find the cross product of  $\langle 1, 1, 1 \rangle$  and  $\langle 1, 2, 3 \rangle$ .  $\Rightarrow$
2. Find the cross product of  $\langle 1, 0, 2 \rangle$  and  $\langle -1, -2, 4 \rangle$ .  $\Rightarrow$
3. Find the cross product of  $\langle -2, 1, 3 \rangle$  and  $\langle 5, 2, -1 \rangle$ .  $\Rightarrow$
4. Find the cross product of  $\langle 1, 0, 0 \rangle$  and  $\langle 0, 0, 1 \rangle$ .  $\Rightarrow$
5. Two vectors  $\mathbf{u}$  and  $\mathbf{v}$  are separated by an angle of  $\pi/6$ , and  $|\mathbf{u}| = 2$  and  $|\mathbf{v}| = 3$ . Find  $|\mathbf{u} \times \mathbf{v}|$ .  $\Rightarrow$
6. Two vectors  $\mathbf{u}$  and  $\mathbf{v}$  are separated by an angle of  $\pi/4$ , and  $|\mathbf{u}| = 3$  and  $|\mathbf{v}| = 7$ . Find  $|\mathbf{u} \times \mathbf{v}|$ .  $\Rightarrow$
7. Find the area of the parallelogram with vertices  $(0, 0)$ ,  $(1, 2)$ ,  $(3, 7)$ , and  $(2, 5)$ .  $\Rightarrow$
8. Find the area of the parallelogram with vertices  $(0, -1)$ ,  $(3, 4)$ ,  $(1, 6)$ , and  $(-2, 1)$ .  $\Rightarrow$
9. Find the area of the triangle with vertices  $(2, 0, 0)$ ,  $(1, 3, 4)$ , and  $(-2, -1, 1)$ .  $\Rightarrow$
10. Find the area of the triangle with vertices  $(2, -2, 1)$ ,  $(-3, 2, 3)$ , and  $(3, 3, -2)$ .  $\Rightarrow$
11. Find and explain the value of  $(\mathbf{i} \times \mathbf{j}) \times \mathbf{k}$  and  $(\mathbf{i} + \mathbf{j}) \times (\mathbf{i} - \mathbf{j})$ .
12. Prove that for all vectors  $\mathbf{u}$  and  $\mathbf{v}$ ,  $(\mathbf{u} \times \mathbf{v}) \cdot \mathbf{v} = 0$ .
13. Prove Theorem 14.4.2.
14. Define the triple product of three vectors,  $\mathbf{x}$ ,  $\mathbf{y}$ , and  $\mathbf{z}$ , to be the scalar  $\mathbf{x} \cdot (\mathbf{y} \times \mathbf{z})$ . Show that three vectors lie in the same plane if and only if their triple product is zero. Verify that  $\langle 1, 5, -2 \rangle$ ,  $\langle 4, 3, 0 \rangle$  and  $\langle 6, 13, -4 \rangle$  are coplanar.

## 14.5 LINES AND PLANES

Lines and planes are perhaps the simplest of curves and surfaces in three dimensional space. They also will prove important as we seek to understand more complicated curves and surfaces.

The equation of a line in two dimensions is  $ax + by = c$ ; it is reasonable to expect that a line in three dimensions is given by  $ax + by + cz = d$ ; reasonable, but wrong—it turns out that this is the equation of a plane.

A plane does not have an obvious “direction” as does a line. It is possible to associate a plane with a direction in a very useful way, however: there are exactly two directions perpendicular to a plane. Any vector with one of these two directions is called **normal** to

the plane. So while there are many normal vectors to a given plane, they are all parallel or anti-parallel to each other.

Suppose two points  $(v_1, v_2, v_3)$  and  $(w_1, w_2, w_3)$  are in a plane; then the vector  $\langle w_1 - v_1, w_2 - v_2, w_3 - v_3 \rangle$  is parallel to the plane; in particular, if this vector is placed with its tail at  $(v_1, v_2, v_3)$  then its head is at  $(w_1, w_2, w_3)$  and it lies in the plane. As a result, any vector perpendicular to the plane is perpendicular to  $\langle w_1 - v_1, w_2 - v_2, w_3 - v_3 \rangle$ . In fact, it is easy to see that the plane consists of *precisely* those points  $(w_1, w_2, w_3)$  for which  $\langle w_1 - v_1, w_2 - v_2, w_3 - v_3 \rangle$  is perpendicular to a normal to the plane, as indicated in figure 14.5.1. That is, suppose we know that  $\langle a, b, c \rangle$  is normal to a plane containing the point  $(v_1, v_2, v_3)$ . Then  $(x, y, z)$  is in the plane if and only if  $\langle a, b, c \rangle$  is perpendicular to  $\langle x - v_1, y - v_2, z - v_3 \rangle$ . In turn, we know that this is true precisely when  $\langle a, b, c \rangle \cdot \langle x - v_1, y - v_2, z - v_3 \rangle = 0$ . Thus,  $(x, y, z)$  is in the plane if and only if

$$\begin{aligned}\langle a, b, c \rangle \cdot \langle x - v_1, y - v_2, z - v_3 \rangle &= 0 \\ a(x - v_1) + b(y - v_2) + c(z - v_3) &= 0 \\ ax + by + cz - av_1 - bv_2 - cv_3 &= 0 \\ ax + by + cz &= av_1 + bv_2 + cv_3.\end{aligned}$$

Working backwards, note that if  $(x, y, z)$  is a point satisfying  $ax + by + cz = d$  then

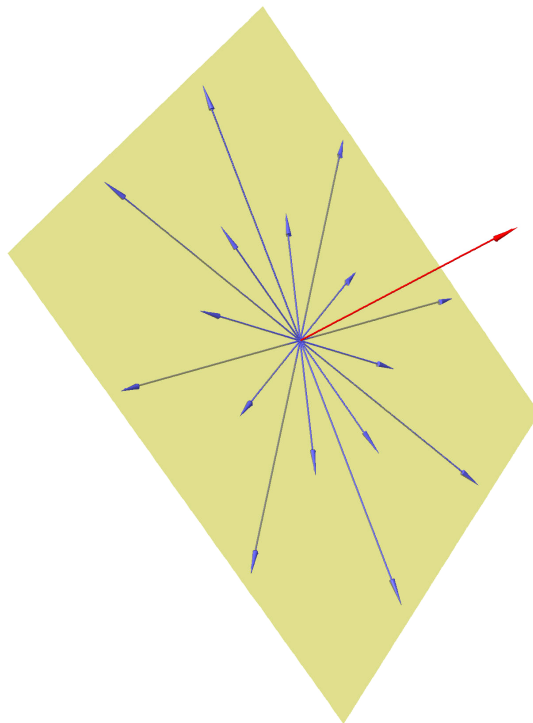
$$\begin{aligned}ax + by + cz &= d \\ ax + by + cz - d &= 0 \\ a(x - d/a) + b(y - 0) + c(z - 0) &= 0 \\ \langle a, b, c \rangle \cdot \langle x - d/a, y, z \rangle &= 0.\end{aligned}$$

Namely,  $\langle a, b, c \rangle$  is perpendicular to the vector with tail at  $(d/a, 0, 0)$  and head at  $(x, y, z)$ . This means that the points  $(x, y, z)$  that satisfy the equation  $ax + by + cz = d$  form a plane perpendicular to  $\langle a, b, c \rangle$ . (This doesn't work if  $a = 0$ , but in that case we can use  $b$  or  $c$  in the role of  $a$ . That is, either  $a(x - 0) + b(y - d/b) + c(z - 0) = 0$  or  $a(x - 0) + b(y - 0) + c(z - d/c) = 0$ .)

Thus, given a vector  $\langle a, b, c \rangle$  we know that all planes perpendicular to this vector have the form  $ax + by + cz = d$ , and any surface of this form is a plane perpendicular to  $\langle a, b, c \rangle$ .

**EXAMPLE 14.5.1** Find an equation for the plane perpendicular to  $\langle 1, 2, 3 \rangle$  and containing the point  $(5, 0, 7)$ .

Using the derivation above, the plane is  $1x + 2y + 3z = 1 \cdot 5 + 2 \cdot 0 + 3 \cdot 7 = 26$ . Alternately, we know that the plane is  $x + 2y + 3z = d$ , and to find  $d$  we may substitute the known point on the plane to get  $5 + 2 \cdot 0 + 3 \cdot 7 = d$ , so  $d = 26$ . We could also write this



**Figure 14.5.1** A plane defined via vectors perpendicular to a normal. (AP)

simply as  $(x - 5) + 2(y) + 3(z - 7) = 0$ , which is for many purposes a fine representation; it can always be multiplied out to give  $x + 2y + 3z = 26$ .  $\square$

**EXAMPLE 14.5.2** Find a vector normal to the plane  $2x - 3y + z = 15$ .

One example is  $\langle 2, -3, 1 \rangle$ . Any vector parallel or anti-parallel to this works as well, so for example  $-2\langle 2, -3, 1 \rangle = \langle -4, 6, -2 \rangle$  is also normal to the plane.  $\square$

We will frequently need to find an equation for a plane given certain information about the plane. While there may occasionally be slightly shorter ways to get to the desired result, it is always possible, and usually advisable, to use the given information to find a normal to the plane and a point on the plane, and then to find the equation as above.

**EXAMPLE 14.5.3** The planes  $x - z = 1$  and  $y + 2z = 3$  intersect in a line. Find a third plane that contains this line and is perpendicular to the plane  $x + y - 2z = 1$ .

First, we note that two planes are perpendicular if and only if their normal vectors are perpendicular. Thus, we seek a vector  $\langle a, b, c \rangle$  that is perpendicular to  $\langle 1, 1, -2 \rangle$ . In addition, since the desired plane is to contain a certain line,  $\langle a, b, c \rangle$  must be perpendicular to any vector parallel to this line. Since  $\langle a, b, c \rangle$  must be perpendicular to two vectors, we may find it by computing the cross product of the two. So we need a vector parallel to the line of intersection of the given planes. For this, it suffices to know two points on the line.



To find two points on this line, we must find two points that are simultaneously on the two planes,  $x - z = 1$  and  $y + 2z = 3$ . Any point on both planes will satisfy  $x - z = 1$  and  $y + 2z = 3$ . It is easy to find values for  $x$  and  $z$  satisfying the first, such as  $x = 1, z = 0$  and  $x = 2, z = 1$ . Then we can find corresponding values for  $y$  using the second equation, namely  $y = 3$  and  $y = 1$ , so  $(1, 3, 0)$  and  $(2, 1, 1)$  are both on the line of intersection because both are on both planes. Now  $\langle 2 - 1, 1 - 3, 1 - 0 \rangle = \langle 1, -2, 1 \rangle$  is parallel to the line. Finally, we may choose  $\langle a, b, c \rangle = \langle 1, 1, -2 \rangle \times \langle 1, -2, 1 \rangle = \langle -3, -3, -3 \rangle$ . While this vector will do perfectly well, any vector parallel or anti-parallel to it will work as well, so for example we might choose  $\langle 1, 1, 1 \rangle$  which is anti-parallel to it.

Now we know that  $\langle 1, 1, 1 \rangle$  is normal to the desired plane and  $(2, 1, 1)$  is a point on the plane. Therefore an equation of the plane is  $x + y + z = 4$ . As a quick check, since  $(1, 3, 0)$  is also on the line, it should be on the plane; since  $1 + 3 + 0 = 4$ , we see that this is indeed the case.

Note that had we used  $\langle -3, -3, -3 \rangle$  as the normal, we would have discovered the equation  $-3x - 3y - 3z = -12$ , then we might well have noticed that we could divide both sides by  $-3$  to get the equivalent  $x + y + z = 4$ .  $\square$

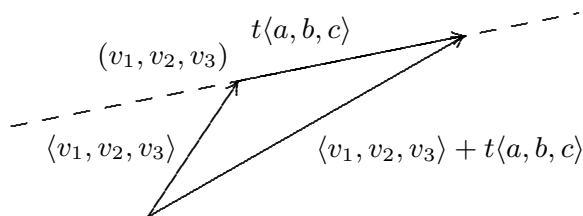
So we now understand equations of planes; let us turn to lines. Unfortunately, it turns out to be quite inconvenient to represent a typical line with a single equation; we need to approach lines in a different way.

Unlike a plane, a line in three dimensions does have an obvious direction, namely, the direction of any vector parallel to it. In fact a line can be defined and uniquely identified by providing one point on the line and a vector parallel to the line (in one of two possible directions). That is, the line consists of exactly those points we can reach by starting at the point and going for some distance in the direction of the vector. Let's see how we can translate this into more mathematical language.

Suppose a line contains the point  $(v_1, v_2, v_3)$  and is parallel to the vector  $\langle a, b, c \rangle$ ; we call  $\langle a, b, c \rangle$  a **direction vector** for the line. If we place the vector  $\langle v_1, v_2, v_3 \rangle$  with its tail at the origin and its head at  $(v_1, v_2, v_3)$ , and if we place the vector  $\langle a, b, c \rangle$  with its tail at  $(v_1, v_2, v_3)$ , then the head of  $\langle a, b, c \rangle$  is at a point on the line. We can get to *any* point on the line by doing the same thing, except using  $t\langle a, b, c \rangle$  in place of  $\langle a, b, c \rangle$ , where  $t$  is some real number. Because of the way vector addition works, the point at the head of the vector  $t\langle a, b, c \rangle$  is the point at the head of the vector  $\langle v_1, v_2, v_3 \rangle + t\langle a, b, c \rangle$ , namely  $(v_1 + ta, v_2 + tb, v_3 + tc)$ ; see figure 14.5.2.

In other words, as  $t$  runs through all possible real values, the vector  $\langle v_1, v_2, v_3 \rangle + t\langle a, b, c \rangle$  points to every point on the line when its tail is placed at the origin. Another common way to write this is as a set of **parametric equations**:

$$x = v_1 + ta \quad y = v_2 + tb \quad z = v_3 + tc.$$



**Figure 14.5.2** Vector form of a line.

It is occasionally useful to use this form of a line even in two dimensions; a vector form for a line in the  $x$ - $y$  plane is  $\langle v_1, v_2 \rangle + t\langle a, b \rangle$ , which is the same as  $\langle v_1, v_2, 0 \rangle + t\langle a, b, 0 \rangle$ .

**EXAMPLE 14.5.4** Find a vector expression for the line through  $(6, 1, -3)$  and  $(2, 4, 5)$ . To get a vector parallel to the line we subtract  $\langle 6, 1, -3 \rangle - \langle 2, 4, 5 \rangle = \langle 4, -3, -8 \rangle$ . The line is then given by  $\langle 2, 4, 5 \rangle + t\langle 4, -3, -8 \rangle$ ; there are of course many other possibilities, such as  $\langle 6, 1, -3 \rangle + t\langle 4, -3, -8 \rangle$ .  $\square$

**EXAMPLE 14.5.5** Determine whether the lines  $\langle 1, 1, 1 \rangle + t\langle 1, 2, -1 \rangle$  and  $\langle 3, 2, 1 \rangle + t\langle -1, -5, 3 \rangle$  are parallel, intersect, or neither.

In two dimensions, two lines either intersect or are parallel; in three dimensions, lines that do not intersect might not be parallel. In this case, since the direction vectors for the lines are not parallel or anti-parallel we know the lines are not parallel. If they intersect, there must be two values  $a$  and  $b$  so that  $\langle 1, 1, 1 \rangle + a\langle 1, 2, -1 \rangle = \langle 3, 2, 1 \rangle + b\langle -1, -5, 3 \rangle$ , that is,

$$\begin{aligned} 1 + a &= 3 - b \\ 1 + 2a &= 2 - 5b \\ 1 - a &= 1 + 3b \end{aligned}$$

This gives three equations in two unknowns, so there may or may not be a solution in general. In this case, it is easy to discover that  $a = 3$  and  $b = -1$  satisfies all three equations, so the lines do intersect at the point  $(4, 7, -2)$ .  $\square$

**EXAMPLE 14.5.6** Find the distance from the point  $(1, 2, 3)$  to the plane  $2x - y + 3z = 5$ . The distance from a point  $P$  to a plane is the shortest distance from  $P$  to any point on the plane; this is the distance measured from  $P$  perpendicular to the plane; see figure 14.5.3. This distance is the absolute value of the scalar projection of  $\overrightarrow{QP}$  onto a normal vector  $\mathbf{n}$ , where  $Q$  is any point on the plane. It is easy to find a point on the plane, say  $(1, 0, 1)$ . Thus the distance is

$$\frac{\overrightarrow{QP} \cdot \mathbf{n}}{|\mathbf{n}|} = \frac{\langle 0, 2, 2 \rangle \cdot \langle 2, -1, 3 \rangle}{|\langle 2, -1, 3 \rangle|} = \frac{4}{\sqrt{14}}.$$

□

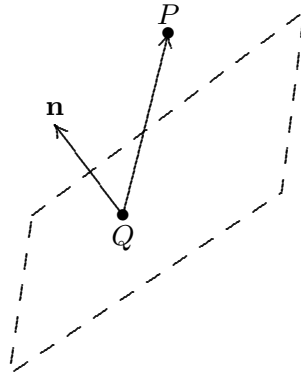


Figure 14.5.3 Distance from a point to a plane.

**EXAMPLE 14.5.7** Find the distance from the point  $(-1, 2, 1)$  to the line  $\langle 1, 1, 1 \rangle + t\langle 2, 3, -1 \rangle$ . Again we want the distance measured perpendicular to the line, as indicated in figure 14.5.4. The desired distance is

$$|\overrightarrow{QP}| \sin \theta = \frac{|\overrightarrow{QP} \times \mathbf{A}|}{|\mathbf{A}|},$$

where  $\mathbf{A}$  is any vector parallel to the line. From the equation of the line, we can use  $Q = (1, 1, 1)$  and  $\mathbf{A} = \langle 2, 3, -1 \rangle$ , so the distance is

$$\frac{|\langle -2, 1, 0 \rangle \times \langle 2, 3, -1 \rangle|}{\sqrt{14}} = \frac{|\langle -1, -2, -8 \rangle|}{\sqrt{14}} = \frac{\sqrt{69}}{\sqrt{14}}.$$

□

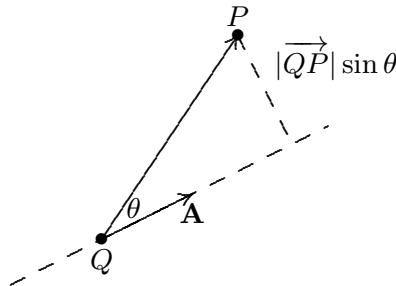


Figure 14.5.4 Distance from a point to a line.

**Exercises 14.5.**

1. Find an equation of the plane containing  $(6, 2, 1)$  and perpendicular to  $\langle 1, 1, 1 \rangle$ .  $\Rightarrow$
2. Find an equation of the plane containing  $(-1, 2, -3)$  and perpendicular to  $\langle 4, 5, -1 \rangle$ .  $\Rightarrow$
3. Find an equation of the plane containing  $(1, 2, -3)$ ,  $(0, 1, -2)$  and  $(1, 2, -2)$ .  $\Rightarrow$
4. Find an equation of the plane containing  $(1, 0, 0)$ ,  $(4, 2, 0)$  and  $(3, 2, 1)$ .  $\Rightarrow$
5. Find an equation of the plane containing  $(1, 0, 0)$  and the line  $\langle 1, 0, 2 \rangle + t\langle 3, 2, 1 \rangle$ .  $\Rightarrow$
6. Find an equation of the plane containing the line of intersection of  $x + y + z = 1$  and  $x - y + 2z = 2$ , and perpendicular to the plane  $2x + 3y - z = 4$ .  $\Rightarrow$
7. Find an equation of the plane containing the line of intersection of  $x + 2y - z = 3$  and  $3x - y + 4z = 7$ , and perpendicular to the plane  $6x - y + 3z = 16$ .  $\Rightarrow$
8. Find an equation of the plane containing the line of intersection of  $x + 3y - z = 6$  and  $2x + 2y - 3z = 8$ , and perpendicular to the plane  $3x + y - z = 11$ .  $\Rightarrow$
9. Find an equation of the line through  $(1, 0, 3)$  and  $(1, 2, 4)$ .  $\Rightarrow$
10. Find an equation of the line through  $(1, 0, 3)$  and perpendicular to the plane  $x + 2y - z = 1$ .  $\Rightarrow$
11. Find an equation of the line through the origin and perpendicular to the plane  $x + y - z = 2$ .  $\Rightarrow$
12. Find  $a$  and  $c$  so that  $(a, 1, c)$  is on the line through  $(0, 2, 3)$  and  $(2, 7, 5)$ .  $\Rightarrow$
13. Explain how to discover the solution in example 14.5.5.
14. Determine whether the lines  $\langle 1, 3, -1 \rangle + t\langle 1, 1, 0 \rangle$  and  $\langle 0, 0, 0 \rangle + t\langle 1, 4, 5 \rangle$  are parallel, intersect, or neither.  $\Rightarrow$
15. Determine whether the lines  $\langle 1, 0, 2 \rangle + t\langle -1, -1, 2 \rangle$  and  $\langle 4, 4, 2 \rangle + t\langle 2, 2, -4 \rangle$  are parallel, intersect, or neither.  $\Rightarrow$
16. Determine whether the lines  $\langle 1, 2, -1 \rangle + t\langle 1, 2, 3 \rangle$  and  $\langle 1, 0, 1 \rangle + t\langle 2/3, 2, 4/3 \rangle$  are parallel, intersect, or neither.  $\Rightarrow$
17. Determine whether the lines  $\langle 1, 1, 2 \rangle + t\langle 1, 2, -3 \rangle$  and  $\langle 2, 3, -1 \rangle + t\langle 2, 4, -6 \rangle$  are parallel, intersect, or neither.  $\Rightarrow$
18. Find a unit normal vector to each of the coordinate planes.
19. Show that  $\langle 2, 1, 3 \rangle + t\langle 1, 1, 2 \rangle$  and  $\langle 3, 2, 5 \rangle + s\langle 2, 2, 4 \rangle$  are the same line.
20. Give a prose description for each of the following processes:
  - a. Given two distinct points, find the line that goes through them.
  - b. Given three points (not all on the same line), find the plane that goes through them. Why do we need the caveat that not all points be on the same line?
  - c. Given a line and a point not on the line, find the plane that contains them both.
  - d. Given a plane and a point not on the plane, find the line that is perpendicular to the plane through the given point.
21. Find the distance from  $(2, 2, 2)$  to  $x + y + z = -1$ .  $\Rightarrow$
22. Find the distance from  $(2, -1, -1)$  to  $2x - 3y + z = 2$ .  $\Rightarrow$
23. Find the distance from  $(2, -1, 1)$  to  $\langle 2, 2, 0 \rangle + t\langle 1, 2, 3 \rangle$ .  $\Rightarrow$
24. Find the distance from  $(1, 0, 1)$  to  $\langle 3, 2, 1 \rangle + t\langle 2, -1, -2 \rangle$ .  $\Rightarrow$

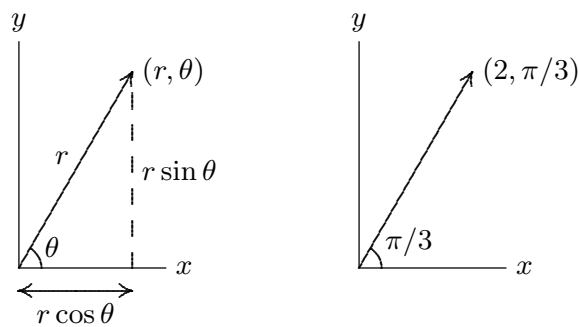
25. Find the distance between the lines  $\langle 5, 3, 1 \rangle + t\langle 2, 4, 3 \rangle$  and  $\langle 6, 1, 0 \rangle + t\langle 3, 5, 7 \rangle$ .  $\Rightarrow$
26. Find the distance between the lines  $\langle 2, 1, 3 \rangle + t\langle -1, 2, -3 \rangle$  and  $\langle 1, -3, 4 \rangle + t\langle 4, -4, 1 \rangle$ .  $\Rightarrow$
27. Find the distance between the lines  $\langle 1, 2, 3 \rangle + t\langle 2, -1, 3 \rangle$  and  $\langle 4, 5, 6 \rangle + t\langle -4, 2, -6 \rangle$ .  $\Rightarrow$
28. Find the distance between the lines  $\langle 3, 2, 1 \rangle + t\langle 1, 4, -1 \rangle$  and  $\langle 3, 1, 3 \rangle + t\langle 2, 8, -2 \rangle$ .  $\Rightarrow$
29. Find the cosine of the angle between the planes  $x + y + z = 2$  and  $x + 2y + 3z = 8$ .  $\Rightarrow$
30. Find the cosine of the angle between the planes  $x - y + 2z = 2$  and  $3x - 2y + z = 5$ .  $\Rightarrow$

## 14.6 OTHER COORDINATE SYSTEMS

Coordinate systems are tools that let us use algebraic methods to understand geometry. While the **rectangular** (also called **Cartesian**) coordinates that we have been discussing are the most common, some problems are easier to analyze in alternate coordinate systems.

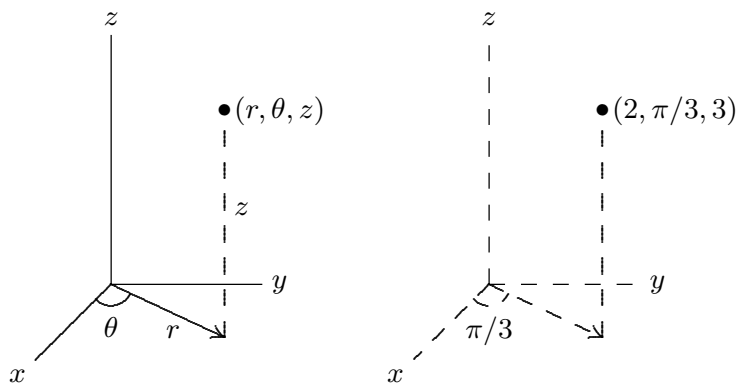
A coordinate system is a scheme that allows us to identify any point in the plane or in three-dimensional space by a set of numbers. In rectangular coordinates these numbers are interpreted, roughly speaking, as the lengths of the sides of a rectangular “box.”

In two dimensions you may already be familiar with an alternative, called **polar coordinates**. In this system, each point in the plane is identified by a pair of numbers  $(r, \theta)$ . The number  $\theta$  measures the angle between the positive  $x$ -axis and a vector with tail at the origin and head at the point, as shown in figure 14.6.1; the number  $r$  measures the distance from the origin to the point. Either of these may be negative; a negative  $\theta$  indicates the angle is measured clockwise from the positive  $x$ -axis instead of counter-clockwise, and a negative  $r$  indicates the point at distance  $|r|$  in the opposite of the direction given by  $\theta$ . Figure 14.6.1 also shows the point with rectangular coordinates  $(1, \sqrt{3})$  and polar coordinates  $(2, \pi/3)$ , 2 units from the origin and  $\pi/3$  radians from the positive  $x$ -axis.



**Figure 14.6.1** Polar coordinates: the general case and the point with rectangular coordinates  $(1, \sqrt{3})$ .

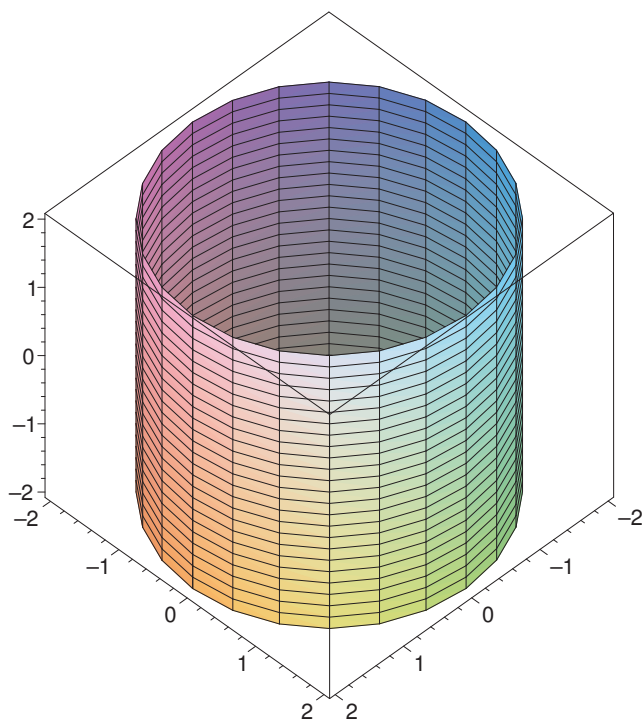
We can extend polar coordinates to three dimensions simply by adding a  $z$  coordinate; this is called **cylindrical coordinates**. Each point in three-dimensional space is represented by three coordinates  $(r, \theta, z)$  in the obvious way: this point is  $z$  units above



**Figure 14.6.2** Cylindrical coordinates: the general case and the point with rectangular coordinates  $(1, \sqrt{3}, 3)$ .

or below the point  $(r, \theta)$  in the  $x$ - $y$  plane, as shown in figure 14.6.2. The point with rectangular coordinates  $(1, \sqrt{3}, 3)$  and cylindrical coordinates  $(2, \pi/3, 3)$  is also indicated in figure 14.6.2.

Some figures with relatively complicated equations in rectangular coordinates will be represented by simpler equations in cylindrical coordinates. For example, the cylinder in figure 14.6.3 has equation  $x^2 + y^2 = 4$  in rectangular coordinates, but equation  $r = 2$  in cylindrical coordinates.



**Figure 14.6.3** The cylinder  $r = 2$ .

Given a point  $(r, \theta)$  in polar coordinates, it is easy to see (as in figure 14.6.1) that the rectangular coordinates of the same point are  $(r \cos \theta, r \sin \theta)$ , and so the point  $(r, \theta, z)$  in cylindrical coordinates is  $(r \cos \theta, r \sin \theta, z)$  in rectangular coordinates. This means it is usually easy to convert any equation from rectangular to cylindrical coordinates: simply substitute

$$x = r \cos \theta$$

$$y = r \sin \theta$$

and leave  $z$  alone. For example, starting with  $x^2 + y^2 = 4$  and substituting  $x = r \cos \theta$ ,  $y = r \sin \theta$  gives

$$r^2 \cos^2 \theta + r^2 \sin^2 \theta = 4$$

$$r^2(\cos^2 \theta + \sin^2 \theta) = 4$$

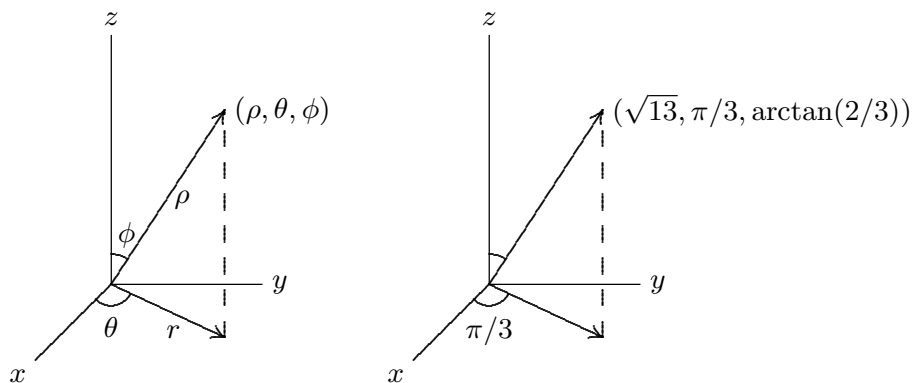
$$r^2 = 4$$

$$r = 2.$$

Of course, it's easy to see directly that this defines a cylinder as mentioned above.

Cylindrical coordinates are an obvious extension of polar coordinates to three dimensions, but the use of the  $z$  coordinate means they are not as closely analogous to polar coordinates as another standard coordinate system. In polar coordinates, we identify a point by a direction and distance from the origin; in three dimensions we can do the same thing, in a variety of ways. The question is: how do we represent a direction? One way is to give the angle of rotation,  $\theta$ , from the positive  $x$  axis, just as in cylindrical coordinates, and also an angle of rotation,  $\phi$ , from the positive  $z$  axis. Roughly speaking,  $\theta$  is like longitude and  $\phi$  is like latitude. (Earth longitude is measured as a positive or negative angle from the prime meridian, and is always between 0 and 180 degrees, east or west;  $\theta$  can be any positive or negative angle, and we use radians except in informal circumstances. Earth latitude is measured north or south from the equator;  $\phi$  is measured from the north pole down.) This system is called **spherical coordinates**; the coordinates are listed in the order  $(\rho, \theta, \phi)$ , where  $\rho$  is the distance from the origin, and like  $r$  in cylindrical coordinates it may be negative. The general case and an example are pictured in figure 14.6.4; the length marked  $r$  is the  $r$  of cylindrical coordinates.

As with cylindrical coordinates, we can easily convert equations in rectangular coordinates to the equivalent in spherical coordinates, though it is a bit more difficult to discover the proper substitutions. Figure 14.6.5 shows the typical point in spherical coordinates from figure 14.6.4, viewed now so that the arrow marked  $r$  in the original graph appears as the horizontal "axis" in the left hand graph. From this diagram it is easy to see that the  $z$  coordinate is  $\rho \cos \phi$ , and that  $r = \rho \sin \phi$ , as shown. Thus, in converting from rectangular to spherical coordinates we will replace  $z$  by  $\rho \cos \phi$ . To see the substitutions for  $x$  and  $y$  we



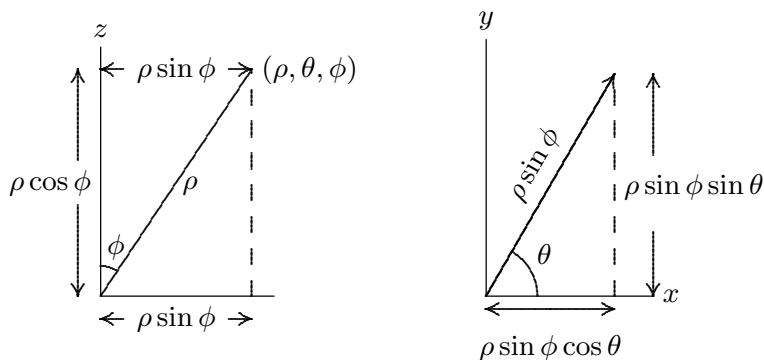
**Figure 14.6.4** Spherical coordinates: the general case and the point with rectangular coordinates  $(1, \sqrt{3}, 3)$ .

now view the same point from above, as shown in the right hand graph. The hypotenuse of the triangle in the right hand graph is  $r = \rho \sin \phi$ , so the sides of the triangle, as shown, are  $x = r \cos \theta = \rho \sin \phi \cos \theta$  and  $y = r \sin \theta = \rho \sin \phi \sin \theta$ . So the upshot is that to convert from rectangular to spherical coordinates, we make these substitutions:

$$x = \rho \sin \phi \cos \theta$$

$$y = \rho \sin \phi \sin \theta$$

$$z = \rho \cos \phi.$$



**Figure 14.6.5** Converting from rectangular to spherical coordinates.

**EXAMPLE 14.6.1** As the cylinder had a simple equation in cylindrical coordinates, so does the sphere in spherical coordinates:  $\rho = 2$  is the sphere of radius 2. If we start



with the Cartesian equation of the sphere and substitute, we get the spherical equation:

$$\begin{aligned}x^2 + y^2 + z^2 &= 2^2 \\ \rho^2 \sin^2 \phi \cos^2 \theta + \rho^2 \sin^2 \phi \sin^2 \theta + \rho^2 \cos^2 \phi &= 2^2 \\ \rho^2 \sin^2 \phi (\cos^2 \theta + \sin^2 \theta) + \rho^2 \cos^2 \phi &= 2^2 \\ \rho^2 \sin^2 \phi + \rho^2 \cos^2 \phi &= 2^2 \\ \rho^2 (\sin^2 \phi + \cos^2 \phi) &= 2^2 \\ \rho^2 &= 2^2 \\ \rho &= 2\end{aligned}$$

□

**EXAMPLE 14.6.2** Find an equation for the cylinder  $x^2 + y^2 = 4$  in spherical coordinates.

Proceeding as in the previous example:

$$\begin{aligned}x^2 + y^2 &= 4 \\ \rho^2 \sin^2 \phi \cos^2 \theta + \rho^2 \sin^2 \phi \sin^2 \theta &= 4 \\ \rho^2 \sin^2 \phi (\cos^2 \theta + \sin^2 \theta) &= 4 \\ \rho^2 \sin^2 \phi &= 4 \\ \rho \sin \phi &= 2 \\ \rho &= \frac{2}{\sin \phi}\end{aligned}$$

□

### Exercises 14.6.

- Convert the following points in rectangular coordinates to cylindrical and spherical coordinates:
  - $(1, 1, 1)$
  - $(7, -7, 5)$
  - $(\cos(1), \sin(1), 1)$
  - $(0, 0, -\pi) \Rightarrow$
- Find an equation for the sphere  $x^2 + y^2 + z^2 = 4$  in cylindrical coordinates.  $\Rightarrow$
- Find an equation for the  $y$ - $z$  plane in cylindrical coordinates.  $\Rightarrow$
- Find an equation equivalent to  $x^2 + y^2 + 2z^2 + 2z - 5 = 0$  in cylindrical coordinates.  $\Rightarrow$
- Suppose the curve  $z = e^{-x^2}$  in the  $x$ - $z$  plane is rotated around the  $z$  axis. Find an equation for the resulting surface in cylindrical coordinates.  $\Rightarrow$

342 Chapter 14 Three Dimensions

6. Suppose the curve  $z = x$  in the  $x$ - $z$  plane is rotated around the  $z$  axis. Find an equation for the resulting surface in cylindrical coordinates.  $\Rightarrow$
7. Find an equation for the plane  $y = 0$  in spherical coordinates.  $\Rightarrow$
8. Find an equation for the plane  $z = 1$  in spherical coordinates.  $\Rightarrow$
9. Find an equation for the sphere with radius 1 and center at  $(0, 1, 0)$  in spherical coordinates.  $\Rightarrow$
10. Find an equation for the cylinder  $x^2 + y^2 = 9$  in spherical coordinates.  $\Rightarrow$
11. Suppose the curve  $z = x$  in the  $x$ - $z$  plane is rotated around the  $z$  axis. Find an equation for the resulting surface in spherical coordinates.  $\Rightarrow$
12. Plot the polar equations  $r = \sin(\theta)$  and  $r = \cos(\theta)$  and comment on their similarities. (If you get stuck on how to plot these, you can multiply both sides of each equation by  $r$  and convert back to rectangular coordinates).
13. Extend exercises 6 and 11 by rotating the curve  $z = mx$  around the  $z$  axis and converting to both cylindrical and spherical coordinates.  $\Rightarrow$
14. Convert the spherical formula  $\rho = \sin\theta \sin\phi$  to rectangular coordinates and describe the surface defined by the formula (Hint: Multiply both sides by  $\rho$ .)  $\Rightarrow$
15. We can describe points in the first octant by  $x > 0$ ,  $y > 0$  and  $z > 0$ . Give similar inequalities for the first octant in cylindrical and spherical coordinates.  $\Rightarrow$

# 15

## Vector Functions

### 15.1 SPACE CURVES

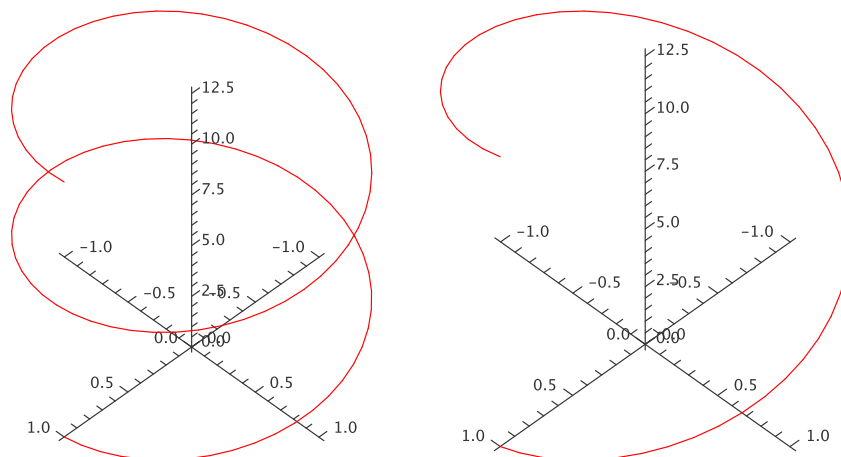
We have already seen that a convenient way to describe a line in three dimensions is to provide a vector that “points to” every point on the line as a parameter  $t$  varies, like

$$\langle 1, 2, 3 \rangle + t\langle 1, -2, 2 \rangle = \langle 1 + t, 2 - 2t, 3 + 2t \rangle.$$

Except that this gives a particularly simple geometric object, there is nothing special about the individual functions of  $t$  that make up the coordinates of this vector—any vector with a parameter, like  $\langle f(t), g(t), h(t) \rangle$ , will describe some curve in three dimensions as  $t$  varies through all possible values.

**EXAMPLE 15.1.1** Describe the curves  $\langle \cos t, \sin t, 0 \rangle$ ,  $\langle \cos t, \sin t, t \rangle$ , and  $\langle \cos t, \sin t, 2t \rangle$ .

As  $t$  varies, the first two coordinates in all three functions trace out the points on the unit circle, starting with  $(1, 0)$  when  $t = 0$  and proceeding counter-clockwise around the circle as  $t$  increases. In the first case, the  $z$  coordinate is always 0, so this describes precisely the unit circle in the  $x$ - $y$  plane. In the second case, the  $x$  and  $y$  coordinates still describe a circle, but now the  $z$  coordinate varies, so that the height of the curve matches the value of  $t$ . When  $t = \pi$ , for example, the resulting vector is  $\langle -1, 0, \pi \rangle$ . A bit of thought should convince you that the result is a helix. In the third vector, the  $z$  coordinate varies twice as fast as the parameter  $t$ , so we get a stretched out helix. Both are shown in figure 15.1.1. On the left is the first helix, shown for  $t$  between 0 and  $4\pi$ ; on the right is the second helix, shown for  $t$  between 0 and  $2\pi$ . Both start and end at the same point, but the first helix takes two full “turns” to get there, because its  $z$  coordinate grows more slowly.  $\square$



**Figure 15.1.1** Two helices. (AP)

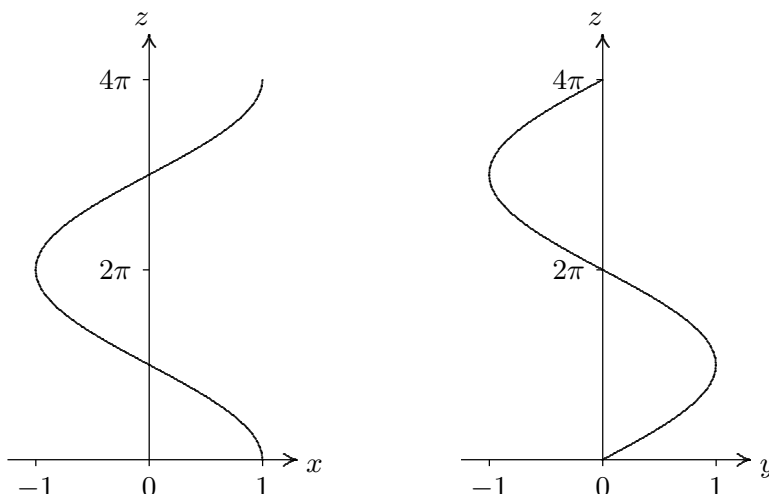
A vector expression of the form  $\langle f(t), g(t), h(t) \rangle$  is called a **vector function**; it is a function from the real numbers  $\mathbb{R}$  to the set of all three-dimensional vectors. We can alternately think of it as three separate functions,  $x = f(t)$ ,  $y = g(t)$ , and  $z = h(t)$ , that describe points in space. In this case we usually refer to the set of equations as **parametric equations** for the curve, just as for a line. While the parameter  $t$  in a vector function might represent any one of a number of physical quantities, or be simply a “pure number”, it is often convenient and useful to think of  $t$  as representing time. The vector function then tells you where in space a particular object is at any time.

Vector functions can be difficult to understand, that is, difficult to picture. When available, computer software can be very helpful. When working by hand, one useful approach is to consider the “projections” of the curve onto the three standard coordinate planes. We have already done this in part: in example 15.1.1 we noted that all three curves project to a circle in the  $x$ - $y$  plane, since  $\langle \cos t, \sin t \rangle$  is a two dimensional vector function for the unit circle.

**EXAMPLE 15.1.2** Graph the projections of  $\langle \cos t, \sin t, 2t \rangle$  onto the  $x$ - $z$  plane and the  $y$ - $z$  plane. The two dimensional vector function for the projection onto the  $x$ - $z$  plane is  $\langle \cos t, 2t \rangle$ , or in parametric form,  $x = \cos t$ ,  $z = 2t$ . By eliminating  $t$  we get the equation  $x = \cos(z/2)$ , the familiar curve shown on the left in figure 15.1.2. For the projection onto the  $y$ - $z$  plane, we start with the vector function  $\langle \sin t, 2t \rangle$ , which is the same as  $y = \sin t$ ,  $z = 2t$ . Eliminating  $t$  gives  $y = \sin(z/2)$ , as shown on the right in figure 15.1.2.  $\square$

### Exercises 15.1.

1. Describe the curve  $\mathbf{r} = \langle \sin t, \cos t, \cos 8t \rangle$ .
2. Describe the curve  $\mathbf{r} = \langle t \cos t, t \sin t, t \rangle$ .



**Figure 15.1.2** The projections of  $\langle \cos t, \sin t, 2t \rangle$  onto the  $x$ - $z$  and  $y$ - $z$  planes.

3. Describe the curve  $\mathbf{r} = \langle t, t^2, \cos t \rangle$ .
4. Describe the curve  $\mathbf{r} = \langle \cos(20t)\sqrt{1-t^2}, \sin(20t)\sqrt{1-t^2}, t \rangle$
5. Find a vector function for the curve of intersection of  $x^2 + y^2 = 9$  and  $y + z = 2$ .  $\Rightarrow$
6. A bug is crawling outward along the spoke of a wheel that lies along a radius of the wheel. The bug is crawling at 1 unit per second and the wheel is rotating at 1 radian per second. Suppose the wheel lies in the  $y$ - $z$  plane with center at the origin, and at time  $t = 0$  the spoke lies along the positive  $y$  axis and the bug is at the origin. Find a vector function  $\mathbf{r}(t)$  for the position of the bug at time  $t$ .  $\Rightarrow$
7. What is the difference between the parametric curves  $f(t) = \langle t, t, t^2 \rangle$ ,  $g(t) = \langle t^2, t^2, t^4 \rangle$ , and  $h(t) = \langle \sin(t), \sin(t), \sin^2(t) \rangle$  as  $t$  runs over all real numbers?
8. Plot each of the curves below in 2 dimensions, projected onto each of the three standard planes (the  $x$ - $y$ ,  $x$ - $z$ , and  $y$ - $z$  planes).
  - a.  $f(t) = \langle t, t^3, t^2 \rangle$ ,  $t$  ranges over all real numbers
  - b.  $f(t) = \langle t^2, t - 1, t^2 + 5 \rangle$  for  $0 \leq t \leq 3$
9. Given points  $A = (a_1, a_2, a_3)$  and  $B = (b_1, b_2, b_3)$ , give parametric equations for the line segment connecting  $A$  and  $B$ . Be sure to give appropriate  $t$  values.
10. With a parametric plot and a set of  $t$  values, we can associate a ‘direction’. For example, the curve  $\langle \cos t, \sin t \rangle$  is the unit circle traced counterclockwise. How can we amend a set of given parametric equations and  $t$  values to get the same curve, only traced backwards?

## 15.2 CALCULUS WITH VECTOR FUNCTIONS

A vector function  $\mathbf{r}(t) = \langle f(t), g(t), h(t) \rangle$  is a function of one variable—that is, there is only one “input” value. What makes vector functions more complicated than the functions  $y = f(x)$  that we studied in the first part of this book is of course that the “output” values are now three-dimensional vectors instead of simply numbers. It is natural to wonder if there is a corresponding notion of derivative for vector functions. In the simpler case of

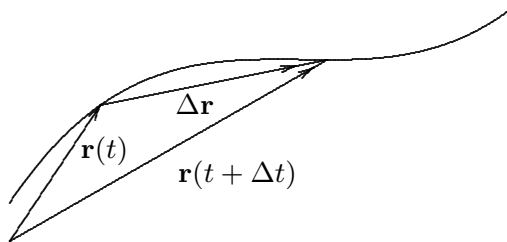
a function  $y = s(t)$ , in which  $t$  represents time and  $s(t)$  is position on a line, we have seen that the derivative  $s'(t)$  represents velocity; we might hope that in a similar way the derivative of a vector function would tell us something about the velocity of an object moving in three dimensions.

One way to approach the question of the derivative for vector functions is to write down an expression that is analogous to the derivative we already understand, and see if we can make sense of it. This gives us

$$\begin{aligned}\mathbf{r}'(t) &= \lim_{\Delta t \rightarrow 0} \frac{\mathbf{r}(t + \Delta t) - \mathbf{r}(t)}{\Delta t} \\ &= \lim_{\Delta t \rightarrow 0} \frac{\langle f(t + \Delta t) - f(t), g(t + \Delta t) - g(t), h(t + \Delta t) - h(t) \rangle}{\Delta t} \\ &= \lim_{\Delta t \rightarrow 0} \left\langle \frac{f(t + \Delta t) - f(t)}{\Delta t}, \frac{g(t + \Delta t) - g(t)}{\Delta t}, \frac{h(t + \Delta t) - h(t)}{\Delta t} \right\rangle \\ &= \langle f'(t), g'(t), h'(t) \rangle,\end{aligned}$$

if we say that what we mean by the limit of a vector is the vector of the individual coordinate limits. So starting with a familiar expression for what appears to be a derivative, we find that we can make good computational sense out of it—but what does it actually mean?

We know how to interpret  $\mathbf{r}(t + \Delta t)$  and  $\mathbf{r}(t)$ —they are vectors that point to locations in space; if  $t$  is time, we can think of these points as positions of a moving object at times that are  $\Delta t$  apart. We also know what  $\Delta \mathbf{r} = \mathbf{r}(t + \Delta t) - \mathbf{r}(t)$  means—it is a vector that points from the head of  $\mathbf{r}(t)$  to the head of  $\mathbf{r}(t + \Delta t)$ , assuming both have their tails at the origin. So when  $\Delta t$  is small,  $\Delta \mathbf{r}$  is a tiny vector pointing from one point on the path of the object to a nearby point. As  $\Delta t$  gets close to 0, this vector points in a direction that is closer and closer to the direction in which the object is moving; geometrically, it approaches a vector tangent to the path of the object at a particular point.



**Figure 15.2.1** Approximating the derivative.

Unfortunately, the vector  $\Delta \mathbf{r}$  approaches 0 in length; the vector  $\langle 0, 0, 0 \rangle$  is not very informative. By dividing by  $\Delta t$ , when it is small, we effectively keep magnifying the length

of  $\Delta \mathbf{r}$  so that in the limit it doesn't disappear. Thus the limiting vector  $\langle f'(t), g'(t), h'(t) \rangle$  will (usually) be a good, non-zero vector that is tangent to the curve.

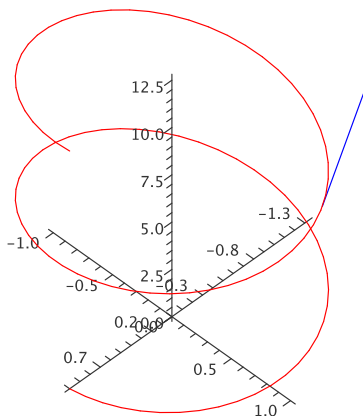
What about the length of this vector? It's nice that we've kept it away from zero, but what does it measure, if anything? Consider the length of one of the vectors that approaches the tangent vector:

$$\left| \frac{\mathbf{r}(t + \Delta t) - \mathbf{r}(t)}{\Delta t} \right| = \frac{|\mathbf{r}(t + \Delta t) - \mathbf{r}(t)|}{|\Delta t|}$$

The numerator is the length of the vector that points from one position of the object to a “nearby” position; this length is approximately the distance traveled by the object between times  $t$  and  $t + \Delta t$ . Dividing this distance by the length of time it takes to travel that distance gives the average speed. As  $\Delta t$  approaches zero, this average speed approaches the actual, instantaneous speed of the object at time  $t$ .

So by performing an “obvious” calculation to get something that looks like the derivative of  $\mathbf{r}(t)$ , we get precisely what we would want from such a derivative: the vector  $\mathbf{r}'(t)$  points in the direction of travel of the object and its length tells us the speed of travel. In the case that  $t$  is time, then, we call  $\mathbf{v}(t) = \mathbf{r}'(t)$  the velocity vector. Even if  $t$  is not time,  $\mathbf{r}'(t)$  is useful—it is a vector tangent to the curve.

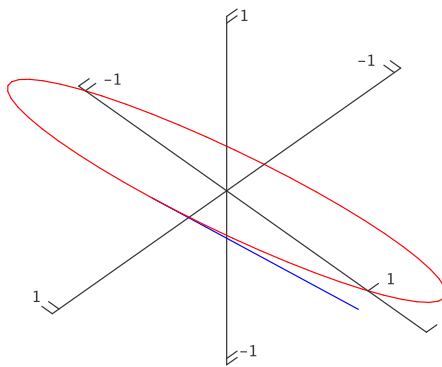
**EXAMPLE 15.2.1** We have seen that  $\mathbf{r} = \langle \cos t, \sin t, t \rangle$  is a helix. We compute  $\mathbf{r}' = \langle -\sin t, \cos t, 1 \rangle$ , and  $|\mathbf{r}'| = \sqrt{\sin^2 t + \cos^2 t + 1} = \sqrt{2}$ . So thinking of this as a description of a moving object, its speed is always  $\sqrt{2}$ ; see figure 15.2.2.  $\square$



**Figure 15.2.2** A tangent vector on the helix. (AP)

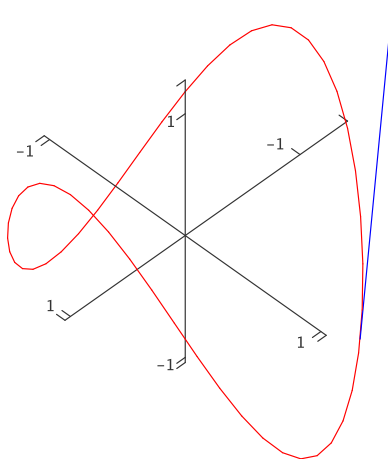
**EXAMPLE 15.2.2** The velocity vector for  $\langle \cos t, \sin t, \cos t \rangle$  is  $\langle -\sin t, \cos t, -\sin t \rangle$ . As before, the first two coordinates mean that from above this curve looks like a circle. The

$z$  coordinate is now also periodic, so that as the object moves around the curve its height oscillates up and down. In fact it turns out that the curve is a tilted ellipse, as shown in figure 15.2.3.  $\square$



**Figure 15.2.3** The ellipse  $\mathbf{r} = \langle \cos t, \sin t, \cos t \rangle$ . (AP)

**EXAMPLE 15.2.3** The velocity vector for  $\langle \cos t, \sin t, \cos 2t \rangle$  is  $\langle -\sin t, \cos t, -2 \sin 2t \rangle$ . The  $z$  coordinate is now oscillating twice as fast as in the previous example, so the graph is not surprising; see figure 15.2.4.  $\square$



**Figure 15.2.4**  $\langle \cos t, \sin t, \cos 2t \rangle$ . (AP)

**EXAMPLE 15.2.4** Find the angle between the curves  $\langle t, 1-t, 3+t^2 \rangle$  and  $\langle 3-t, t-2, t^2 \rangle$  where they meet.



The angle between two curves at a point is the angle between their tangent vectors—any tangent vectors will do, so we can use the derivatives. We need to find the point of intersection, evaluate the two derivatives there, and finally find the angle between them.

To find the point of intersection, we need to solve the equations

$$\begin{aligned}t &= 3 - u \\1 - t &= u - 2 \\3 + t^2 &= u^2\end{aligned}$$

Solving either of the first two equations for  $u$  and substituting in the third gives  $3 + t^2 = (3 - t)^2$ , which means  $t = 1$ . This together with  $u = 2$  satisfies all three equations. Thus the two curves meet at  $(1, 0, 4)$ , the first when  $t = 1$  and the second when  $t = 2$ .

The derivatives are  $\langle 1, -1, 2t \rangle$  and  $\langle -1, 1, 2t \rangle$ ; at the intersection point these are  $\langle 1, -1, 2 \rangle$  and  $\langle -1, 1, 4 \rangle$ . The cosine of the angle between them is then

$$\cos \theta = \frac{-1 - 1 + 8}{\sqrt{6}\sqrt{18}} = \frac{1}{\sqrt{3}},$$

so  $\theta = \arccos(1/\sqrt{3}) \approx 0.96$ . □

The derivatives of vector functions obey some familiar looking rules, which we will occasionally need.

**THEOREM 15.2.5** Suppose  $\mathbf{r}(t)$  and  $\mathbf{s}(t)$  are differentiable functions,  $f(t)$  is a differentiable function, and  $a$  is a real number.

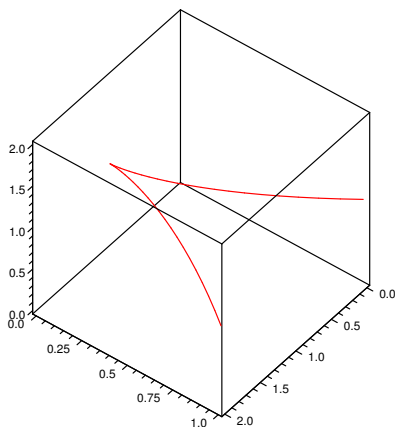
- a.  $\frac{d}{dt} a\mathbf{r}(t) = a\mathbf{r}'(t)$
- b.  $\frac{d}{dt} (\mathbf{r}(t) + \mathbf{s}(t)) = \mathbf{r}'(t) + \mathbf{s}'(t)$
- c.  $\frac{d}{dt} f(t)\mathbf{r}(t) = f(t)\mathbf{r}'(t) + f'(t)\mathbf{r}(t)$
- d.  $\frac{d}{dt} (\mathbf{r}(t) \cdot \mathbf{s}(t)) = \mathbf{r}'(t) \cdot \mathbf{s}(t) + \mathbf{r}(t) \cdot \mathbf{s}'(t)$
- e.  $\frac{d}{dt} (\mathbf{r}(t) \times \mathbf{s}(t)) = \mathbf{r}'(t) \times \mathbf{s}(t) + \mathbf{r}(t) \times \mathbf{s}'(t)$
- f.  $\frac{d}{dt} \mathbf{r}(f(t)) = \mathbf{r}'(f(t))f'(t)$

■

Note that because the cross product is not commutative you must remember to do the three cross products in formula (e) in the correct order.

When the derivative of a function  $f(t)$  is zero, we know that the function has a horizontal tangent line, and may have a local maximum or minimum point. If  $\mathbf{r}'(t) = \mathbf{0}$ , the geometric interpretation is quite different, though the interpretation in terms of motion is similar. Certainly we know that the object has speed zero at such a point, and it may thus be abruptly changing direction. In three dimensions there are many ways to change direction; geometrically this often means the curve has a cusp or a point, as in the path of a ball that bounces off the floor or a wall.

**EXAMPLE 15.2.6** Suppose that  $\mathbf{r}(t) = \langle 1 + t^3, t^2, 1 \rangle$ , so  $\mathbf{r}'(t) = \langle 3t^2, 2t, 0 \rangle$ . This is  $\mathbf{0}$  at  $t = 0$ , and there is indeed a cusp at the point  $(1, 0, 1)$ , as shown in figure 15.2.5.  $\square$



**Figure 15.2.5**  $\langle 1 + t^3, t^2, 1 \rangle$  has a cusp at  $(1, 0, 1)$ . (AP)

Sometimes we will be interested in the direction of  $\mathbf{r}'$  but not its length. In some cases, we can still work with  $\mathbf{r}'$ , as when we find the angle between two curves. On other occasions it will be useful to work with a unit vector in the same direction as  $\mathbf{r}'$ ; of course, we can compute such a vector by dividing  $\mathbf{r}'$  by its own length. This standard unit tangent vector is usually denoted by  $\mathbf{T}$ :

$$\mathbf{T} = \frac{\mathbf{r}'}{|\mathbf{r}'|}.$$

In a sense, when we computed the angle between two tangent vectors we have already made use of the unit tangent, since

$$\cos \theta = \frac{\mathbf{r}' \cdot \mathbf{s}'}{|\mathbf{r}'||\mathbf{s}'|} = \frac{\mathbf{r}'}{|\mathbf{r}'|} \cdot \frac{\mathbf{s}'}{|\mathbf{s}'|}$$

Now that we know how to make sense of  $\mathbf{r}'$ , we immediately know what an antiderivative must be, namely

$$\int \mathbf{r}(t) dt = \left\langle \int f(t) dt, \int g(t) dt, \int h(t) dt \right\rangle,$$

if  $\mathbf{r} = \langle f(t), g(t), h(t) \rangle$ . What about definite integrals? Suppose that  $\mathbf{v}(t)$  gives the velocity of an object at time  $t$ . Then  $\mathbf{v}(t)\Delta t$  is a vector that approximates the displacement of the object over the time  $\Delta t$ :  $\mathbf{v}(t)\Delta t$  points in the direction of travel, and  $|\mathbf{v}(t)\Delta t| = |\mathbf{v}(t)|\Delta t$  is the speed of the object times  $\Delta t$ , which is approximately the distance traveled. Thus, if we sum many such tiny vectors:

$$\sum_{i=0}^{n-1} \mathbf{v}(t_i)\Delta t$$

we get an approximation to the displacement vector over the time interval  $[t_0, t_n]$ . If we take the limit we get the exact value of the displacement vector:

$$\lim_{n \rightarrow \infty} \sum_{i=0}^{n-1} \mathbf{v}(t_i)\Delta t = \int_{t_0}^{t_n} \mathbf{v}(t) dt = \mathbf{r}(t_n) - \mathbf{r}(t_0).$$

Denote  $\mathbf{r}(t_0)$  by  $\mathbf{r}_0$ . Then given the velocity vector we can compute the vector function  $\mathbf{r}$  giving the location of the object:

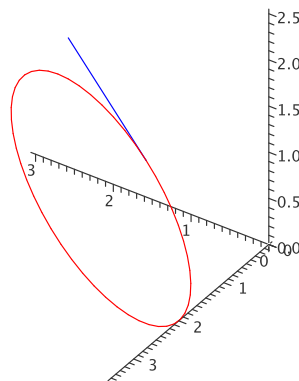
$$\mathbf{r}(t) = \mathbf{r}_0 + \int_{t_0}^t \mathbf{v}(u) du.$$

**EXAMPLE 15.2.7** An object moves with velocity vector  $\langle \cos t, \sin t, \cos t \rangle$ , starting at  $(1, 1, 1)$  at time 0. Find the function  $\mathbf{r}$  giving its location.

$$\begin{aligned} \mathbf{r}(t) &= \langle 1, 1, 1 \rangle + \int_0^t \langle \cos u, \sin u, \cos u \rangle du \\ &= \langle 1, 1, 1 \rangle + \langle \sin u, -\cos u, \sin u \rangle \Big|_0^t \\ &= \langle 1, 1, 1 \rangle + \langle \sin t, -\cos t, \sin t \rangle - \langle 0, -1, 0 \rangle \\ &= \langle 1 + \sin t, 2 - \cos t, 1 + \sin t \rangle \end{aligned}$$

See figure 15.2.6.

□



**Figure 15.2.6** Path of the object with its initial velocity vector. (AP)

### Exercises 15.2.

1. Find  $\mathbf{r}'$  and  $\mathbf{T}$  for  $\mathbf{r} = \langle t^2, 1, t \rangle$ .  $\Rightarrow$
2. Find  $\mathbf{r}'$  and  $\mathbf{T}$  for  $\mathbf{r} = \langle \cos t, \sin 2t, t^2 \rangle$ .  $\Rightarrow$
3. Find  $\mathbf{r}'$  and  $\mathbf{T}$  for  $\mathbf{r} = \langle \cos(e^t), \sin(e^t), \sin t \rangle$ .  $\Rightarrow$
4. Find a vector function for the line tangent to the helix  $\langle \cos t, \sin t, t \rangle$  when  $t = \pi/4$ .  $\Rightarrow$
5. Find a vector function for the line tangent to  $\langle \cos t, \sin t, \cos 4t \rangle$  when  $t = \pi/3$ .  $\Rightarrow$
6. Find the cosine of the angle between the curves  $\langle 0, t^2, t \rangle$  and  $\langle \cos(\pi t/2), \sin(\pi t/2), t \rangle$  where they intersect.  $\Rightarrow$
7. Find the cosine of the angle between the curves  $\langle \cos t, -\sin(t)/4, \sin t \rangle$  and  $\langle \cos t, \sin t, \sin(2t) \rangle$  where they intersect.  $\Rightarrow$
8. Suppose that  $|\mathbf{r}(t)| = k$ , for some constant  $k$ . This means that  $\mathbf{r}$  describes some path on the sphere of radius  $k$  with center at the origin. Show that  $\mathbf{r}$  is perpendicular to  $\mathbf{r}'$  at every point. Hint: Use Theorem 15.2.5, part (d).
9. A bug is crawling along the spoke of a wheel that lies along a radius of the wheel. The bug is crawling at 1 unit per second and the wheel is rotating at 1 radian per second. Suppose the wheel lies in the  $y$ - $z$  plane with center at the origin, and at time  $t = 0$  the spoke lies along the positive  $y$  axis and the bug is at the origin. Find a vector function  $\mathbf{r}(t)$  for the position of the bug at time  $t$ , the velocity vector  $\mathbf{r}'(t)$ , the unit tangent  $\mathbf{T}(t)$ , and the speed of the bug  $|\mathbf{r}'(t)|$ .  $\Rightarrow$
10. An object moves with velocity vector  $\langle \cos t, \sin t, t \rangle$ , starting at  $(0, 0, 0)$  when  $t = 0$ . Find the function  $\mathbf{r}$  giving its location.  $\Rightarrow$
11. An object moves with velocity vector  $\langle t, t^2, -t \rangle$ , starting at  $(1, 2, 3)$  when  $t = 0$ . Find the function  $\mathbf{r}$  giving its location.  $\Rightarrow$
12. An object moves with velocity vector  $\langle t^2, \sin t, \cos t \rangle$ , starting at  $(-1, 1, 2)$  when  $t = 1$ . Find the function  $\mathbf{r}$  giving its location.  $\Rightarrow$
13. The position function of a particle is given by  $\mathbf{r}(t) = \langle t^2, 5t, t^2 - 16t \rangle$ ,  $t \geq 0$ . When is the speed of the particle a minimum?  $\Rightarrow$

14. A particle moves so that its position is given by  $\langle \cos t, \sin t, \cos(6t) \rangle$ . Find the maximum and minimum speeds of the particle.  $\Rightarrow$
15. An object moves with velocity vector  $\langle t, t^2, \cos t \rangle$ , starting at  $(0, 0, 0)$  when  $t = 0$ . Find the function  $\mathbf{r}$  giving its location.  $\Rightarrow$
16. What is the physical interpretation of the dot product of two vector valued functions? What is the physical interpretation of the cross product of two vector valued functions?
17. Show, using the rules of cross products and differentiation, that

$$\frac{d}{dt}(\mathbf{r}(t) \times \mathbf{r}'(t)) = \mathbf{r}(t) \times \mathbf{r}''(t).$$

18. Determine the point at which  $\mathbf{f}(t) = \langle t, t^2, t^3 \rangle$  and  $\mathbf{g}(t) = \langle \cos(t), \cos(2t), t + 1 \rangle$  intersect, and find the angle between the curves at that point. (Hint: You'll need to set this one up like a line intersection problem, writing one in  $s$  and one in  $t$ .) If these two functions were the trajectories of two airplanes on the same scale of time, would the planes collide at their point of intersection? Explain.  $\Rightarrow$
19. Find the equation of the plane perpendicular to the curve  $\mathbf{r}(t) = \langle 2 \sin(3t), t, 2 \cos(3t) \rangle$  at the point  $(0, \pi, -2)$ .  $\Rightarrow$
20. Find the equation of the plane perpendicular to  $\langle \cos t, \sin t, \cos(6t) \rangle$  when  $t = \pi/4$ .  $\Rightarrow$
21. At what point on the curve  $\mathbf{r}(t) = \langle t^3, 3t, t^4 \rangle$  is the plane perpendicular to the curve also parallel to the plane  $6x + 6y - 8z = 1$ ?  $\Rightarrow$
22. Find the equation of the line tangent to  $\langle \cos t, \sin t, \cos(6t) \rangle$  when  $t = \pi/4$ .  $\Rightarrow$

### 15.3 ARC LENGTH AND CURVATURE

Sometimes it is useful to compute the length of a curve in space; for example, if the curve represents the path of a moving object, the length of the curve between two points may be the distance traveled by the object between two times.

Recall that if the curve is given by the vector function  $\mathbf{r}$  then the vector  $\Delta \mathbf{r} = \mathbf{r}(t + \Delta t) - \mathbf{r}(t)$  points from one position on the curve to another, as depicted in figure 15.2.1. If the points are close together, the length of  $\Delta \mathbf{r}$  is close to the length of the curve between the two points. If we add up the lengths of many such tiny vectors, placed head to tail along a segment of the curve, we get an approximation to the length of the curve over that segment. In the limit, as usual, this sum turns into an integral that computes precisely the length of the curve. First, note that

$$|\Delta \mathbf{r}| = \frac{|\Delta \mathbf{r}|}{\Delta t} \Delta t \approx |\mathbf{r}'(t)| \Delta t,$$

when  $\Delta t$  is small. Then the length of the curve between  $\mathbf{r}(a)$  and  $\mathbf{r}(b)$  is

$$\lim_{n \rightarrow \infty} \sum_{i=0}^{n-1} |\Delta \mathbf{r}| = \lim_{n \rightarrow \infty} \sum_{i=0}^{n-1} \frac{|\Delta \mathbf{r}|}{\Delta t} \Delta t = \lim_{n \rightarrow \infty} \sum_{i=0}^{n-1} |\mathbf{r}'(t)| \Delta t = \int_a^b |\mathbf{r}'(t)| dt.$$

(Well, sometimes. This works if between  $a$  and  $b$  the segment of curve is traced out exactly once.)

**EXAMPLE 15.3.1** Let's find the length of one turn of the helix  $\mathbf{r} = \langle \cos t, \sin t, t \rangle$  (see figure 15.1.1). We compute  $\mathbf{r}' = \langle -\sin t, \cos t, 1 \rangle$  and  $|\mathbf{r}'| = \sqrt{\sin^2 t + \cos^2 t + 1} = \sqrt{2}$ , so the length is

$$\int_0^{2\pi} \sqrt{2} dt = 2\sqrt{2}\pi. \quad \square$$

**EXAMPLE 15.3.2** Suppose  $y = \ln x$ ; what is the length of this curve between  $x = 1$  and  $x = \sqrt{3}$ ?

Although this problem does not appear to involve vectors or three dimensions, we can interpret it in those terms: let  $\mathbf{r}(t) = \langle t, \ln t, 0 \rangle$ . This vector function traces out precisely  $y = \ln x$  in the  $x$ - $y$  plane. Then  $\mathbf{r}'(t) = \langle 1, 1/t, 0 \rangle$  and  $|\mathbf{r}'(t)| = \sqrt{1 + 1/t^2}$  and the desired length is

$$\int_1^{\sqrt{3}} \sqrt{1 + \frac{1}{t^2}} dt = 2 - \sqrt{2} + \ln(\sqrt{2} + 1) - \frac{1}{2} \ln 3.$$

(This integral is a bit tricky, but requires only methods we have learned.) □

Notice that there is nothing special about  $y = \ln x$ , except that the resulting integral can be computed. In general, given any  $y = f(x)$ , we can think of this as the vector function  $\mathbf{r}(t) = \langle t, f(t), 0 \rangle$ . Then  $\mathbf{r}'(t) = \langle 1, f'(t), 0 \rangle$  and  $|\mathbf{r}'(t)| = \sqrt{1 + (f')^2}$ . The length of the curve  $y = f(x)$  between  $a$  and  $b$  is thus

$$\int_a^b \sqrt{1 + (f'(x))^2} dx.$$

Unfortunately, such integrals are often impossible to do exactly and must be approximated.

One useful application of arc length is the **arc length parameterization**. A vector function  $\mathbf{r}(t)$  gives the position of a point in terms of the parameter  $t$ , which is often time, but need not be. Suppose  $s$  is the distance along the curve from some fixed starting point; if we use  $s$  for the variable, we get  $\mathbf{r}(s)$ , the position in space in terms of distance along the curve. We might still imagine that the curve represents the position of a moving object; now we get the position of the object as a function of how far the object has traveled.

**EXAMPLE 15.3.3** Suppose  $\mathbf{r}(t) = \langle \cos t, \sin t, 0 \rangle$ . We know that this curve is a circle of radius 1. While  $t$  might represent time, it can also in this case represent the usual angle between the positive  $x$ -axis and  $\mathbf{r}(t)$ . The distance along the circle from  $(1, 0, 0)$  to

$(\cos t, \sin t, 0)$  is also  $t$ —this is the definition of radian measure. Thus, in this case  $s = t$  and  $\mathbf{r}(s) = \langle \cos s, \sin s, 0 \rangle$ .  $\square$

**EXAMPLE 15.3.4** Suppose  $\mathbf{r}(t) = \langle \cos t, \sin t, t \rangle$ . We know that this curve is a helix. The distance along the helix from  $(1, 0, 0)$  to  $(\cos t, \sin t, t)$  is

$$s = \int_0^t |\mathbf{r}'(u)| \, du = \int_0^t \sqrt{\cos^2 u + \sin^2 u + 1} \, du = \int_0^t \sqrt{2} \, du = \sqrt{2}t.$$

Thus, the value of  $t$  that gets us distance  $s$  along the helix is  $t = s/\sqrt{2}$ , and so the same curve is given by  $\hat{\mathbf{r}}(s) = \langle \cos(s/\sqrt{2}), \sin(s/\sqrt{2}), s/\sqrt{2} \rangle$ .  $\square$

In general, if we have a vector function  $\mathbf{r}(t)$ , to convert it to a vector function in terms of arc length we compute

$$s = \int_a^t |\mathbf{r}'(u)| \, du = f(t),$$

solve  $s = f(t)$  for  $t$ , getting  $t = g(s)$ , and substitute this back into  $\mathbf{r}(t)$  to get  $\hat{\mathbf{r}}(s) = \mathbf{r}(g(s))$ .

Suppose that  $t$  is time. By the Fundamental Theorem of Calculus, if we start with arc length

$$s(t) = \int_a^t |\mathbf{r}'(u)| \, du$$

and take the derivative, we get

$$s'(t) = |\mathbf{r}'(t)|.$$

Here  $s'(t)$  is the rate at which the arc length is changing, and we have seen that  $|\mathbf{r}'(t)|$  is the speed of a moving object; these are of course the same.

Suppose that  $\mathbf{r}(s)$  is given in terms of arc length; what is  $|\mathbf{r}'(s)|$ ? It is the rate at which arc length is changing *relative to arc length*; it must be 1! In the case of the helix, for example, the arc length parameterization is  $\langle \cos(s/\sqrt{2}), \sin(s/\sqrt{2}), s/\sqrt{2} \rangle$ , the derivative is  $\langle -\sin(s/\sqrt{2})/\sqrt{2}, \cos(s/\sqrt{2})/\sqrt{2}, 1/\sqrt{2} \rangle$ , and the length of this is

$$\sqrt{\frac{\sin^2(s/\sqrt{2})}{2} + \frac{\cos^2(s/\sqrt{2})}{2} + \frac{1}{2}} = \sqrt{\frac{1}{2} + \frac{1}{2}} = 1.$$

So in general,  $\mathbf{r}'$  is a unit tangent vector.

Given a curve  $\mathbf{r}(t)$ , we would like to be able to measure, at various points, how sharply curved it is. Clearly this is related to how “fast” a tangent vector is changing direction, so a first guess might be that we can measure curvature with  $|\mathbf{r}''(t)|$ . A little thought shows that this is flawed; if we think of  $t$  as time, for example, we could be tracing out the curve

more or less quickly as time passes. The second derivative  $|\mathbf{r}''(t)|$  incorporates this notion of time, so it depends not simply on the geometric properties of the curve but on how quickly we move along the curve.

**EXAMPLE 15.3.5** Consider  $\mathbf{r}(t) = \langle \cos t, \sin t, 0 \rangle$  and  $\mathbf{s}(t) = \langle \cos 2t, \sin 2t, 0 \rangle$ . Both of these vector functions represent the unit circle in the  $x$ - $y$  plane, but if  $t$  is interpreted as time, the second describes an object moving twice as fast as the first. Computing the second derivatives, we find  $|\mathbf{r}''(t)| = 1$ ,  $|\mathbf{s}''(t)| = 4$ .  $\square$

To remove the dependence on time, we use the arc length parameterization. If a curve is given by  $\mathbf{r}(s)$ , then the first derivative  $\mathbf{r}'(s)$  is a unit vector, that is,  $\mathbf{r}'(s) = \mathbf{T}(s)$ . We now compute the second derivative  $\mathbf{r}''(s) = \mathbf{T}'(s)$  and use  $|\mathbf{T}'(s)|$  as the “official” measure of **curvature**, usually denoted  $\kappa$ .

**EXAMPLE 15.3.6** We have seen that the arc length parameterization of a particular helix is  $\mathbf{r}(s) = \langle \cos(s/\sqrt{2}), \sin(s/\sqrt{2}), s/\sqrt{2} \rangle$ . Computing the second derivative gives  $\mathbf{r}''(s) = \langle -\cos(s/\sqrt{2})/2, -\sin(s/\sqrt{2})/2, 0 \rangle$  with length  $1/2$ .  $\square$

What if we are given a curve as a vector function  $\mathbf{r}(t)$ , where  $t$  is not arc length? We have seen that arc length can be difficult to compute; fortunately, we do not need to convert to the arc length parameterization to compute curvature. Instead, let us imagine that we have done this, so we have found  $t = g(s)$  and then formed  $\hat{\mathbf{r}}(s) = \mathbf{r}(g(s))$ . The first derivative  $\hat{\mathbf{r}}'(s)$  is a unit tangent vector, so it is the same as the unit tangent vector  $\mathbf{T}(t) = \mathbf{T}(g(s))$ . Taking the derivative of this we get

$$\frac{d}{ds}\mathbf{T}(g(s)) = \mathbf{T}'(g(s))g'(s) = \mathbf{T}'(t)\frac{dt}{ds}.$$

The curvature is the length of this vector:

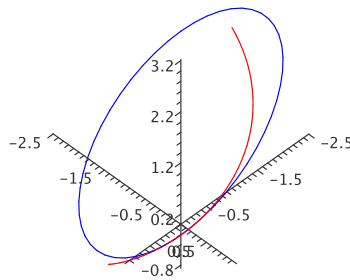
$$\kappa = |\mathbf{T}'(t)|\left|\frac{dt}{ds}\right| = \frac{|\mathbf{T}'(t)|}{|ds/dt|} = \frac{|\mathbf{T}'(t)|}{|\mathbf{r}'(t)|}.$$

(Recall that we have seen that  $ds/dt = |\mathbf{r}'(t)|$ .) Thus we can compute the curvature by computing only derivatives with respect to  $t$ ; we do not need to do the conversion to arc length.

**EXAMPLE 15.3.7** Returning to the helix, suppose we start with the parameterization  $\mathbf{r}(t) = \langle \cos t, \sin t, t \rangle$ . Then  $\mathbf{r}'(t) = \langle -\sin t, \cos t, 1 \rangle$ ,  $|\mathbf{r}'(t)| = \sqrt{2}$ , and  $\mathbf{T}(t) = \langle -\sin t, \cos t, 1 \rangle/\sqrt{2}$ . Then  $\mathbf{T}'(t) = \langle -\cos t, -\sin t, 0 \rangle/\sqrt{2}$  and  $|\mathbf{T}'(t)| = 1/\sqrt{2}$ . Finally,  $\kappa = 1/\sqrt{2}/\sqrt{2} = 1/2$ , as before.  $\square$



**EXAMPLE 15.3.8** Consider this circle of radius  $a$ :  $\mathbf{r}(t) = \langle a \cos t, a \sin t, 1 \rangle$ . Then  $\mathbf{r}'(t) = \langle -a \sin t, a \cos t, 0 \rangle$ ,  $|\mathbf{r}'(t)| = a$ , and  $\mathbf{T}(t) = \langle -a \sin t, a \cos t, 0 \rangle/a$ . Now  $\mathbf{T}'(t) = \langle -a \cos t, -a \sin t, 0 \rangle/a$  and  $|\mathbf{T}'(t)| = 1$ . Finally,  $\kappa = 1/a$ : the curvature of a circle is everywhere the reciprocal of the radius. It is sometimes useful to think of curvature as describing what circle a curve most resembles at a point. The curvature of the helix in the previous example is  $1/2$ ; this means that a small piece of the helix looks very much like a circle of radius 2, as shown in figure 15.3.1.  $\square$



**Figure 15.3.1** A circle with the same curvature as the helix. (AP)

**EXAMPLE 15.3.9** Consider  $\mathbf{r}(t) = \langle \cos t, \sin t, \cos 2t \rangle$ , as shown in figure 15.2.4.  $\mathbf{r}'(t) = \langle -\sin t, \cos t, -2 \sin(2t) \rangle$  and  $|\mathbf{r}'(t)| = \sqrt{1 + 4 \sin^2(2t)}$ , so

$$\mathbf{T}(t) = \left\langle \frac{-\sin t}{\sqrt{1 + 4 \sin^2(2t)}}, \frac{\cos t}{\sqrt{1 + 4 \sin^2(2t)}}, \frac{-2 \sin 2t}{\sqrt{1 + 4 \sin^2(2t)}} \right\rangle.$$

Computing the derivative of this and then the length of the resulting vector is possible but unpleasant.  $\square$

Fortunately, there is an alternate formula for the curvature that is often simpler than the one we have:

$$\kappa = \frac{|\mathbf{r}'(t) \times \mathbf{r}''(t)|}{|\mathbf{r}'(t)|^3}.$$

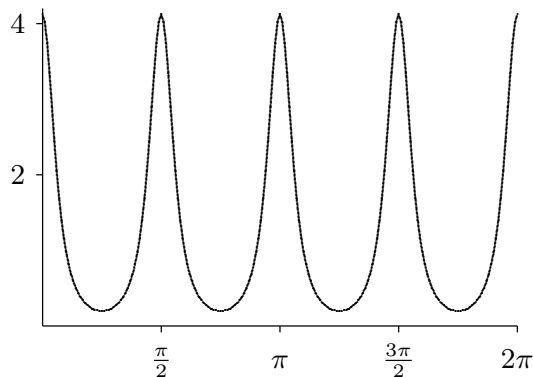
**EXAMPLE 15.3.10** Returning to the previous example, we compute the second derivative  $\mathbf{r}''(t) = \langle -\cos t, -\sin t, -4 \cos(2t) \rangle$ . Then the cross product  $\mathbf{r}'(t) \times \mathbf{r}''(t)$  is

$$\langle -4 \cos t \cos 2t - 2 \sin t \sin 2t, 2 \cos t \sin 2t - 4 \sin t \cos 2t, 1 \rangle.$$

Computing the length of this vector and dividing by  $|\mathbf{r}'(t)|^3$  is still a bit tedious. With the aid of a computer we get

$$\kappa = \frac{\sqrt{48 \cos^4 t - 48 \cos^2 t + 17}}{(-16 \cos^4 t + 16 \cos^2 t + 1)^{3/2}}.$$

Graphing this we get



Compare this to figure 15.2.4—you may want to load the Java applet there so that you can see it from different angles. The highest curvature occurs where the curve has its highest and lowest points, and indeed in the picture these appear to be the most sharply curved portions of the curve, while the curve is almost a straight line midway between those points.  $\square$

Let's see why this alternate formula is correct. Starting with the definition of  $\mathbf{T}$ ,  $\mathbf{r}' = |\mathbf{r}'|\mathbf{T}$  so by the product rule  $\mathbf{r}'' = |\mathbf{r}'|\mathbf{T}' + |\mathbf{r}'|\mathbf{T}'$ . Then by Theorem 14.4.2 the cross product is

$$\begin{aligned} \mathbf{r}' \times \mathbf{r}'' &= |\mathbf{r}'|\mathbf{T} \times (|\mathbf{r}'|\mathbf{T}' + |\mathbf{r}'|\mathbf{T}') \\ &= |\mathbf{r}'|\mathbf{T} \times |\mathbf{r}'|\mathbf{T}' + |\mathbf{r}'|\mathbf{T} \times |\mathbf{r}'|\mathbf{T}' \\ &= |\mathbf{r}'||\mathbf{r}'|(\mathbf{T} \times \mathbf{T}) + |\mathbf{r}'|^2(\mathbf{T} \times \mathbf{T}') \\ &= |\mathbf{r}'|^2(\mathbf{T} \times \mathbf{T}') \end{aligned}$$

because  $\mathbf{T} \times \mathbf{T} = \mathbf{0}$ , since  $\mathbf{T}$  is parallel to itself. Then

$$\begin{aligned} |\mathbf{r}' \times \mathbf{r}''| &= |\mathbf{r}'|^2 |\mathbf{T} \times \mathbf{T}'| \\ &= |\mathbf{r}'|^2 |\mathbf{T}||\mathbf{T}'| \sin \theta \\ &= |\mathbf{r}'|^2 |\mathbf{T}'| \end{aligned}$$

using exercise 8 in section 15.2 to see that  $\theta = \pi/2$ . Dividing both sides by  $|\mathbf{r}'|^3$  then gives the desired formula.

We used the fact here that  $\mathbf{T}'$  is perpendicular to  $\mathbf{T}$ ; the vector  $\mathbf{N} = \mathbf{T}'/|\mathbf{T}'|$  is thus a unit vector perpendicular to  $\mathbf{T}$ , called the **unit normal** to the curve. Occasionally of use is the **unit binormal**  $\mathbf{B} = \mathbf{T} \times \mathbf{N}$ , a unit vector perpendicular to both  $\mathbf{T}$  and  $\mathbf{N}$ .

**Exercises 15.3.**

1. Find the length of  $\langle 3 \cos t, 2t, 3 \sin t \rangle$ ,  $t \in [0, 2\pi]$ .  $\Rightarrow$
2. Find the length of  $\langle t^2, 2, t^3 \rangle$ ,  $t \in [0, 1]$ .  $\Rightarrow$
3. Find the length of  $\langle t^2, \sin t, \cos t \rangle$ ,  $t \in [0, 1]$ .  $\Rightarrow$
4. Find the length of the curve  $y = x^{3/2}$ ,  $x \in [1, 9]$ .  $\Rightarrow$
5. Set up an integral to compute the length of  $\langle \cos t, \sin t, e^t \rangle$ ,  $t \in [0, 5]$ . (It is tedious but not too difficult to compute this integral.)  $\Rightarrow$
6. Find the curvature of  $\langle t, t^2, t \rangle$ .  $\Rightarrow$
7. Find the curvature of  $\langle t, t^2, t^2 \rangle$ .  $\Rightarrow$
8. Find the curvature of  $\langle t, t^2, t^3 \rangle$ .  $\Rightarrow$
9. Find the curvature of  $y = x^4$  at  $(1, 1)$ .  $\Rightarrow$

**15.4 MOTION ALONG A CURVE**

We have already seen that if  $t$  is time and an object's location is given by  $\mathbf{r}(t)$ , then the derivative  $\mathbf{r}'(t)$  is the velocity vector  $\mathbf{v}(t)$ . Just as  $\mathbf{v}(t)$  is a vector describing how  $\mathbf{r}(t)$  changes, so is  $\mathbf{v}'(t)$  a vector describing how  $\mathbf{v}(t)$  changes, namely,  $\mathbf{a}(t) = \mathbf{v}'(t) = \mathbf{r}''(t)$  is the **acceleration vector**.

**EXAMPLE 15.4.1** Suppose  $\mathbf{r}(t) = \langle \cos t, \sin t, 1 \rangle$ . Then  $\mathbf{v}(t) = \langle -\sin t, \cos t, 0 \rangle$  and  $\mathbf{a}(t) = \langle -\cos t, -\sin t, 0 \rangle$ . This describes the motion of an object traveling on a circle of radius 1, with constant  $z$  coordinate 1. The velocity vector is of course tangent to the curve; note that  $\mathbf{a} \cdot \mathbf{v} = 0$ , so  $\mathbf{v}$  and  $\mathbf{a}$  are perpendicular. In fact, it is not hard to see that  $\mathbf{a}$  points from the location of the object to the center of the circular path at  $(0, 0, 1)$ .  $\square$

Recall that the unit tangent vector is given by  $\mathbf{T}(t) = \mathbf{v}(t)/|\mathbf{v}(t)|$ , so  $\mathbf{v} = |\mathbf{v}|\mathbf{T}$ . If we take the derivative of both sides of this equation we get

$$\mathbf{a} = |\mathbf{v}'|\mathbf{T} + |\mathbf{v}|\mathbf{T}'. \quad (15.4.1)$$

Also recall the definition of the curvature,  $\kappa = |\mathbf{T}'|/|\mathbf{v}|$ , or  $|\mathbf{T}'| = \kappa|\mathbf{v}|$ . Finally, recall that we defined the unit normal vector as  $\mathbf{N} = \mathbf{T}'/|\mathbf{T}'|$ , so  $\mathbf{T}' = |\mathbf{T}'|\mathbf{N} = \kappa|\mathbf{v}|\mathbf{N}$ . Substituting into equation 15.4.1 we get

$$\mathbf{a} = |\mathbf{v}'|\mathbf{T} + \kappa|\mathbf{v}|^2\mathbf{N}. \quad (15.4.2)$$

The quantity  $|\mathbf{v}(t)|$  is the speed of the object, often written as  $v(t)$ ;  $|\mathbf{v}(t)|'$  is the rate at which the speed is changing, or the scalar acceleration of the object,  $a(t)$ . Rewriting equation 15.4.2 with these gives us

$$\mathbf{a} = a\mathbf{T} + \kappa v^2\mathbf{N} = a_T\mathbf{T} + a_N\mathbf{N};$$

$a_T$  is the **tangential component of acceleration** and  $a_N$  is the **normal component of acceleration**. We have already seen that  $a_T$  measures how the speed is changing; if

you are riding in a vehicle with large  $a_T$  you will feel a force pulling you into your seat. The other component,  $a_N$ , measures how sharply your direction is changing *with respect to time*. So it naturally is related to how sharply the path is curved, measured by  $\kappa$ , and also to how fast you are going. Because  $a_N$  includes  $v^2$ , note that the effect of speed is magnified; doubling your speed around a curve quadruples the value of  $a_N$ . You feel the effect of this as a force pushing you toward the outside of the curve, the “centrifugal force.”

In practice, if want  $a_N$  we would use the formula for  $\kappa$ :

$$a_N = \kappa|\mathbf{v}|^2 = \frac{|\mathbf{r}' \times \mathbf{r}''|}{|\mathbf{r}'|^3} |\mathbf{r}'|^2 = \frac{|\mathbf{r}' \times \mathbf{r}''|}{|\mathbf{r}'|}.$$

To compute  $a_T$  we can project  $\mathbf{a}$  onto  $\mathbf{v}$ :

$$a_T = \frac{\mathbf{v} \cdot \mathbf{a}}{|\mathbf{v}|} = \frac{\mathbf{r}' \cdot \mathbf{r}''}{|\mathbf{r}'|}.$$

**EXAMPLE 15.4.2** Suppose  $\mathbf{r} = \langle t, t^2, t^3 \rangle$ . Compute  $\mathbf{v}$ ,  $\mathbf{a}$ ,  $a_T$ , and  $a_N$ .

Taking derivatives we get  $\mathbf{v} = \langle 1, 2t, 3t^2 \rangle$  and  $\mathbf{a} = \langle 0, 2, 6t \rangle$ . Then

$$a_T = \frac{4t + 18t^3}{\sqrt{1 + 4t^2 + 9t^4}} \quad \text{and} \quad a_N = \frac{\sqrt{4 + 36t^2 + 36t^4}}{\sqrt{1 + 4t^2 + 9t^4}}.$$

□

### Exercises 15.4.

- Let  $\mathbf{r} = \langle \cos t, \sin t, t \rangle$ . Compute  $\mathbf{v}$ ,  $\mathbf{a}$ ,  $a_T$ , and  $a_N$ .  $\Rightarrow$
- Let  $\mathbf{r} = \langle \cos t, \sin t, t^2 \rangle$ . Compute  $\mathbf{v}$ ,  $\mathbf{a}$ ,  $a_T$ , and  $a_N$ .  $\Rightarrow$
- Let  $\mathbf{r} = \langle \cos t, \sin t, e^t \rangle$ . Compute  $\mathbf{v}$ ,  $\mathbf{a}$ ,  $a_T$ , and  $a_N$ .  $\Rightarrow$
- Let  $\mathbf{r} = \langle t^2, 2t - 3, 3t^2 - 3t \rangle$ . Compute  $\mathbf{v}$ ,  $\mathbf{a}$ ,  $a_T$ , and  $a_N$ .  $\Rightarrow$
- Let  $\mathbf{r} = \langle e^t, \sin t, e^t \rangle$ . Compute  $\mathbf{v}$ ,  $\mathbf{a}$ ,  $a_T$ , and  $a_N$ .  $\Rightarrow$
- Suppose an object moves so that its acceleration is given by  $\mathbf{a} = \langle -3 \cos t, -2 \sin t, 0 \rangle$ . At time  $t = 0$  the object is at  $(3, 0, 0)$  and its velocity vector is  $\langle 0, 2, 0 \rangle$ . Find  $\mathbf{v}(t)$  and  $\mathbf{r}(t)$  for the object.  $\Rightarrow$
- Suppose an object moves so that its acceleration is given by  $\mathbf{a} = \langle -3 \cos t, -2 \sin t, 0 \rangle$ . At time  $t = 0$  the object is at  $(3, 0, 0)$  and its velocity vector is  $\langle 0, 2.1, 0 \rangle$ . Find  $\mathbf{v}(t)$  and  $\mathbf{r}(t)$  for the object.  $\Rightarrow$
- Suppose an object moves so that its acceleration is given by  $\mathbf{a} = \langle -3 \cos t, -2 \sin t, 0 \rangle$ . At time  $t = 0$  the object is at  $(3, 0, 0)$  and its velocity vector is  $\langle 0, 2, 1 \rangle$ . Find  $\mathbf{v}(t)$  and  $\mathbf{r}(t)$  for the object.  $\Rightarrow$
- Suppose an object moves so that its acceleration is given by  $\mathbf{a} = \langle -3 \cos t, -2 \sin t, 0 \rangle$ . At time  $t = 0$  the object is at  $(3, 0, 0)$  and its velocity vector is  $\langle 0, 2.1, 1 \rangle$ . Find  $\mathbf{v}(t)$  and  $\mathbf{r}(t)$  for the object.  $\Rightarrow$

10. Describe a situation in which the normal component of acceleration is 0 and the tangential component of acceleration is non-zero. Is it possible for the tangential component of acceleration to be 0 while the normal component of acceleration is non-zero? Explain. Finally, is it possible for an object to move (not be stationary) so that both the tangential and normal components of acceleration are 0? Explain.



# 16

## Partial Differentiation

### 16.1 FUNCTIONS OF SEVERAL VARIABLES

In single-variable calculus we were concerned with functions that map the real numbers  $\mathbb{R}$  to  $\mathbb{R}$ , sometimes called “real functions of one variable”, meaning the “input” is a single real number and the “output” is likewise a single real number. In the last chapter we considered functions taking a real number to a vector, which may also be viewed as functions  $f: \mathbb{R} \rightarrow \mathbb{R}^3$ , that is, for each input value we get a position in space. Now we turn to functions of several variables, meaning several input variables, functions  $f: \mathbb{R}^n \rightarrow \mathbb{R}$ . We will deal primarily with  $n = 2$  and to a lesser extent  $n = 3$ ; in fact many of the techniques we discuss can be applied to larger values of  $n$  as well.

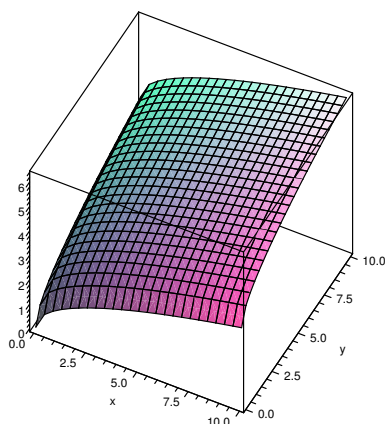
A function  $f: \mathbb{R}^2 \rightarrow \mathbb{R}$  maps a pair of values  $(x, y)$  to a single real number. The three-dimensional coordinate system we have already used is a convenient way to visualize such functions: above each point  $(x, y)$  in the  $x$ - $y$  plane we graph the point  $(x, y, z)$ , where of course  $z = f(x, y)$ .

**EXAMPLE 16.1.1** Consider  $f(x, y) = 3x + 4y - 5$ . Writing this as  $z = 3x + 4y - 5$  and then  $3x + 4y - z = 5$  we recognize the equation of a plane. In the form  $f(x, y) = 3x + 4y - 5$  the emphasis has shifted: we now think of  $x$  and  $y$  as independent variables and  $z$  as a variable dependent on them, but the geometry is unchanged.  $\square$

**EXAMPLE 16.1.2** We have seen that  $x^2 + y^2 + z^2 = 4$  represents a sphere of radius 2. We cannot write this in the form  $f(x, y)$ , since for each  $x$  and  $y$  in the disk  $x^2 + y^2 < 4$  there are two corresponding points on the sphere. As with the equation of a circle, we can resolve

this equation into two functions,  $f(x, y) = \sqrt{4 - x^2 - y^2}$  and  $f(x, y) = -\sqrt{4 - x^2 - y^2}$ , representing the upper and lower hemispheres. Each of these is an example of a function with a restricted domain: only certain values of  $x$  and  $y$  make sense (namely, those for which  $x^2 + y^2 \leq 4$ ) and the graphs of these functions are limited to a small region of the plane.  $\square$

**EXAMPLE 16.1.3** Consider  $f = \sqrt{x} + \sqrt{y}$ . This function is defined only when both  $x$  and  $y$  are non-negative. When  $y = 0$  we get  $f(x, y) = \sqrt{x}$ , the familiar square root function in the  $x$ - $z$  plane, and when  $x = 0$  we get the same curve in the  $y$ - $z$  plane. Generally speaking, we see that starting from  $f(0, 0) = 0$  this function gets larger in every direction in roughly the same way that the square root function gets larger. For example, if we restrict attention to the line  $x = y$ , we get  $f(x, y) = 2\sqrt{x}$  and along the line  $y = 2x$  we have  $f(x, y) = \sqrt{x} + \sqrt{2x} = (1 + \sqrt{2})\sqrt{x}$ .  $\square$



**Figure 16.1.1**  $f(x, y) = \sqrt{x} + \sqrt{y}$  (AP)

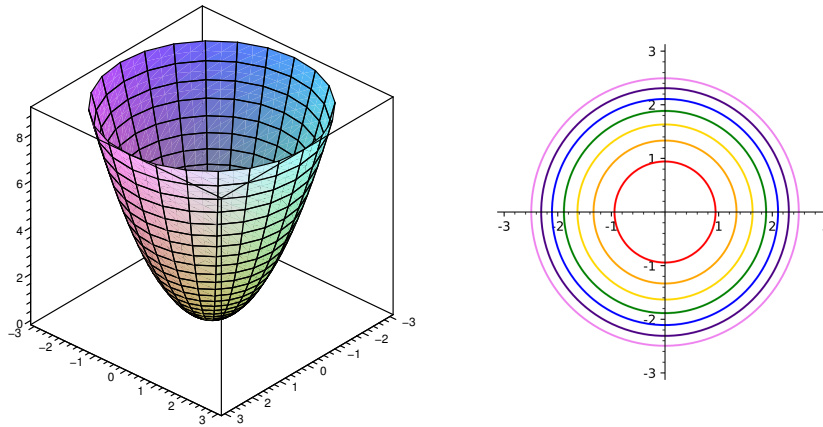
A computer program that plots such surfaces can be very useful, as it is often difficult to get a good idea of what they look like. Still, it is valuable to be able to visualize relatively simple surfaces without such aids. As in the previous example, it is often a good idea to examine the function on restricted subsets of the plane, especially lines. It can also be useful to identify those points  $(x, y)$  that share a common  $z$ -value.

**EXAMPLE 16.1.4** Consider  $f(x, y) = x^2 + y^2$ . When  $x = 0$  this becomes  $f = y^2$ , a parabola in the  $y$ - $z$  plane; when  $y = 0$  we get the “same” parabola  $f = x^2$  in the  $x$ - $z$  plane. Now consider the line  $y = kx$ . If we simply replace  $y$  by  $kx$  we get  $f(x, y) = (1 + k^2)x^2$  which is a parabola, but it does not really “represent” the cross-section along  $y = kx$ , because the cross-section has the line  $y = kx$  where the horizontal axis should be. In



order to pretend that this line is the horizontal axis, we need to write the function in terms of the distance from the origin, which is  $\sqrt{x^2 + y^2} = \sqrt{x^2 + k^2x^2}$ . Now  $f(x, y) = x^2 + k^2x^2 = (\sqrt{x^2 + k^2x^2})^2$ . So the cross-section is the “same” parabola as in the  $x$ - $z$  and  $y$ - $z$  planes, namely, the height is always the distance from the origin squared. This means that  $f(x, y) = x^2 + y^2$  can be formed by starting with  $z = x^2$  and rotating this curve around the  $z$  axis.

Finally, picking a value  $z = k$ , at what points does  $f(x, y) = k$ ? This means  $x^2 + y^2 = k$ , which we recognize as the equation of a circle of radius  $\sqrt{k}$ . So the graph of  $f(x, y)$  has parabolic cross-sections, and the same height everywhere on concentric circles with center at the origin. This fits with what we have already discovered.  $\square$



**Figure 16.1.2**  $f(x, y) = x^2 + y^2$  (AP)

As in this example, the points  $(x, y)$  such that  $f(x, y) = k$  usually form a curve, called a **level curve** of the function. A graph of some level curves can give a good idea of the shape of the surface; it looks much like a **topographic map** of the surface. In figure 16.1.2 both the surface and its associated level curves are shown. Note that, as with a topographic map, the heights corresponding to the level curves are evenly spaced, so that where curves are closer together the surface is steeper.

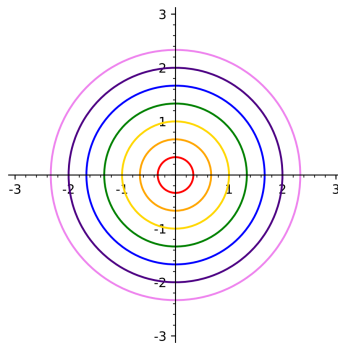
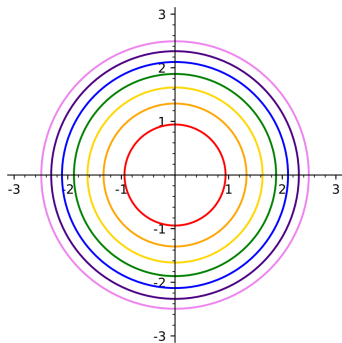
Functions  $f: \mathbb{R}^n \rightarrow \mathbb{R}$  behave much like functions of two variables; we will on occasion discuss functions of three variables. The principal difficulty with such functions is visualizing them, as they do not “fit” in the three dimensions we are familiar with. For three variables there are various ways to interpret functions that make them easier to understand. For example,  $f(x, y, z)$  could represent the temperature at the point  $(x, y, z)$ , or the pressure, or the strength of a magnetic field. It remains useful to consider those points at which  $f(x, y, z) = k$ , where  $k$  is some constant value. If  $f(x, y, z)$  is temperature, the set of points  $(x, y, z)$  such that  $f(x, y, z) = k$  is the collection of points in space with temperature

$k$ ; in general this is called a **level set**; for three variables, a level set is typically a surface, called a **level surface**.

**EXAMPLE 16.1.5** Suppose the temperature at  $(x, y, z)$  is  $T(x, y, z) = e^{-(x^2+y^2+z^2)}$ . This function has a maximum value of 1 at the origin, and tends to 0 in all directions. If  $k$  is positive and at most 1, the set of points for which  $T(x, y, z) = k$  is those points satisfying  $x^2 + y^2 + z^2 = -\ln k$ , a sphere centered at the origin. The level surfaces are the concentric spheres centered at the origin.  $\square$

### Exercises 16.1.

- Let  $f(x, y) = (x - y)^2$ . Determine the equations and shapes of the cross-sections when  $x = 0$ ,  $y = 0$ ,  $x = y$ , and describe the level curves. Use a three-dimensional graphing tool to graph the surface.  $\Rightarrow$
- Let  $f(x, y) = |x| + |y|$ . Determine the equations and shapes of the cross-sections when  $x = 0$ ,  $y = 0$ ,  $x = y$ , and describe the level curves. Use a three-dimensional graphing tool to graph the surface.  $\Rightarrow$
- Let  $f(x, y) = e^{-(x^2+y^2)} \sin(x^2+y^2)$ . Determine the equations and shapes of the cross-sections when  $x = 0$ ,  $y = 0$ ,  $x = y$ , and describe the level curves. Use a three-dimensional graphing tool to graph the surface.  $\Rightarrow$
- Let  $f(x, y) = \sin(x - y)$ . Determine the equations and shapes of the cross-sections when  $x = 0$ ,  $y = 0$ ,  $x = y$ , and describe the level curves. Use a three-dimensional graphing tool to graph the surface.  $\Rightarrow$
- Let  $f(x, y) = (x^2 - y^2)^2$ . Determine the equations and shapes of the cross-sections when  $x = 0$ ,  $y = 0$ ,  $x = y$ , and describe the level curves. Use a three-dimensional graphing tool to graph the surface.  $\Rightarrow$
- Find the domain of each of the following functions of two variables:
  - $\sqrt{9 - x^2} + \sqrt{y^2 - 4}$
  - $\arcsin(x^2 + y^2 - 2)$
  - $\sqrt{16 - x^2 - 4y^2}$ $\Rightarrow$
- Below are two sets of level curves. One is for a cone, one is for a paraboloid. Which is which? Explain.



## 16.2 LIMITS AND CONTINUITY

To develop calculus for functions of one variable, we needed to make sense of the concept of a limit, which we needed to understand continuous functions and to define the derivative. Limits involving functions of two variables can be considerably more difficult to deal with; fortunately, most of the functions we encounter are fairly easy to understand.

The potential difficulty is largely due to the fact that there are many ways to “approach” a point in the  $x$ - $y$  plane. If we want to say that  $\lim_{(x,y) \rightarrow (a,b)} f(x,y) = L$ , we need to capture the idea that as  $(x,y)$  gets close to  $(a,b)$  then  $f(x,y)$  gets close to  $L$ . For functions of one variable,  $f(x)$ , there are only two ways that  $x$  can approach  $a$ : from the left or right. But there are an infinite number of ways to approach  $(a,b)$ : along any one of an infinite number of lines, or an infinite number of parabolas, or an infinite number of sine curves, and so on. We might hope that it’s really not so bad—suppose, for example, that along every possible line through  $(a,b)$  the value of  $f(x,y)$  gets close to  $L$ ; surely this means that “ $f(x,y)$  approaches  $L$  as  $(x,y)$  approaches  $(a,b)$ ”. Sadly, no.

**EXAMPLE 16.2.1** Consider  $f(x,y) = xy^2/(x^2 + y^4)$ . When  $x = 0$  or  $y = 0$ ,  $f(x,y)$  is 0, so the limit of  $f(x,y)$  approaching the origin along either the  $x$  or  $y$  axis is 0. Moreover, along the line  $y = mx$ ,  $f(x,y) = m^2x^3/(x^2 + m^4x^4)$ . As  $x$  approaches 0 this expression approaches 0 as well. So along every line through the origin  $f(x,y)$  approaches 0. Now suppose we approach the origin along  $x = y^2$ . Then

$$f(x,y) = \frac{y^2y^2}{y^4 + y^4} = \frac{y^4}{2y^4} = \frac{1}{2},$$

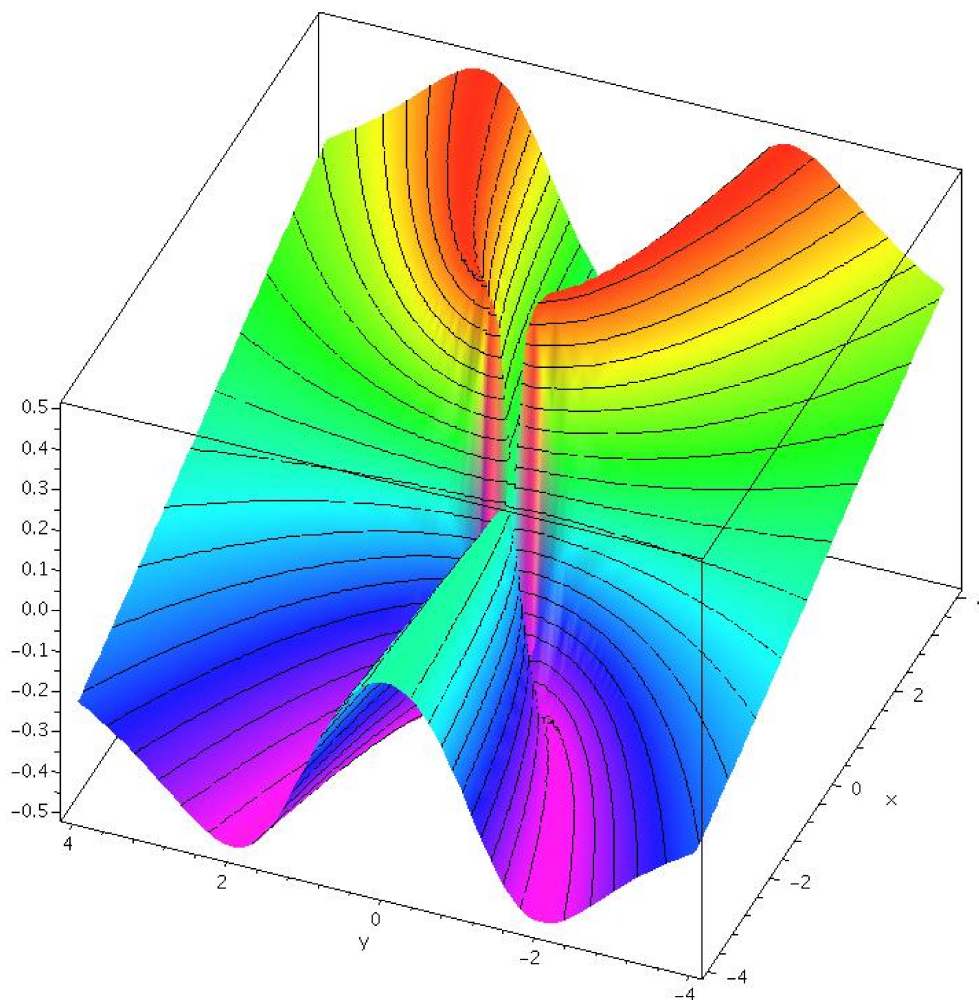
so the limit is  $1/2$ . Looking at figure 16.2.1, it is apparent that there is a ridge above  $x = y^2$ . Approaching the origin along a straight line, we go over the ridge and then drop down toward 0, but approaching along the ridge the height is a constant  $1/2$ . Thus, there is no limit at  $(0,0)$ .  $\square$

Fortunately, we can define the concept of limit without needing to specify how a particular point is approached—indeed, in definition 2.3.2, we didn’t need the concept of “approach.” Roughly, that definition says that when  $x$  is close to  $a$  then  $f(x)$  is close to  $L$ ; there is no mention of “how” we get close to  $a$ . We can adapt that definition to two variables quite easily:

**DEFINITION 16.2.2 Limit** Suppose  $f(x,y)$  is a function. We say that

$$\lim_{(x,y) \rightarrow (a,b)} f(x,y) = L$$

if for every  $\epsilon > 0$  there is a  $\delta > 0$  so that whenever  $0 < \sqrt{(x-a)^2 + (y-b)^2} < \delta$ ,  $|f(x,y) - L| < \epsilon$ .  $\square$



**Figure 16.2.1**  $f(x, y) = \frac{xy^2}{x^2 + y^4}$  (AP)

This says that we can make  $|f(x, y) - L| < \epsilon$ , no matter how small  $\epsilon$  is, by making the distance from  $(x, y)$  to  $(a, b)$  “small enough”.

**EXAMPLE 16.2.3** We show that  $\lim_{(x,y) \rightarrow (0,0)} \frac{3x^2y}{x^2 + y^2} = 0$ . Suppose  $\epsilon > 0$ . Then

$$\left| \frac{3x^2y}{x^2 + y^2} \right| = \frac{x^2}{x^2 + y^2} 3|y|.$$

Note that  $x^2/(x^2 + y^2) \leq 1$  and  $|y| = \sqrt{y^2} \leq \sqrt{x^2 + y^2} < \delta$ . So

$$\frac{x^2}{x^2 + y^2} 3|y| < 1 \cdot 3 \cdot \delta.$$

We want to force this to be less than  $\epsilon$  by picking  $\delta$  “small enough.” If we choose  $\delta = \epsilon/3$  then

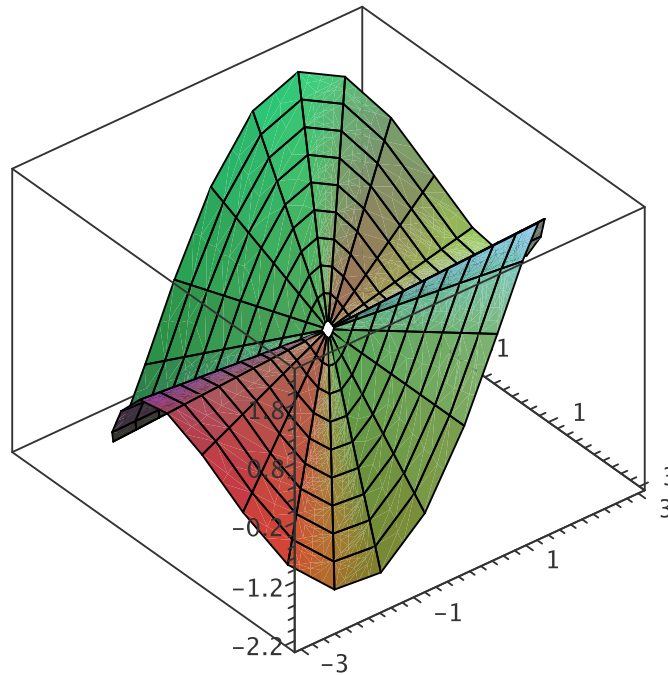
$$\left| \frac{3x^2y}{x^2 + y^2} \right| < 1 \cdot 3 \cdot \frac{\epsilon}{3} = \epsilon.$$

□

Recall that a function  $f(x)$  is continuous at  $x = a$  if  $\lim_{x \rightarrow a} f(x) = f(a)$ ; roughly this says that there is no “hole” or “jump” at  $x = a$ . We can say exactly the same thing about a function of two variables.

**DEFINITION 16.2.4**  $f(x, y)$  is continuous at  $(a, b)$  if  $\lim_{(x,y) \rightarrow (a,b)} f(x, y) = f(a, b)$ . □

**EXAMPLE 16.2.5** The function  $f(x, y) = 3x^2y/(x^2 + y^2)$  is not continuous at  $(0, 0)$ , because  $f(0, 0)$  is not defined. However, we know that  $\lim_{(x,y) \rightarrow (0,0)} f(x, y) = 0$ , so we can easily “fix” the problem, by extending the definition of  $f$  so that  $f(0, 0) = 0$ . This surface is shown in figure 16.2.2. □



**Figure 16.2.2**  $f(x, y) = \frac{3x^2y}{x^2 + y^2}$  (AP)

Note that in contrast to this example we cannot fix example 16.2.1 at  $(0, 0)$  because the limit does not exist. No matter what value we try to assign to  $f$  at  $(0, 0)$  the surface will have a “jump” there.

Fortunately, the functions we will examine will typically be continuous almost everywhere. Usually this follows easily from the fact that closely related functions of one variable are continuous. As with single variable functions, two classes of common functions are particularly useful and easy to describe. A polynomial in two variables is a sum of terms of the form  $ax^m y^n$ , where  $a$  is a real number and  $m$  and  $n$  are non-negative integers. A rational function is a quotient of polynomials.

**THEOREM 16.2.6** Polynomials are continuous everywhere. Rational functions are continuous everywhere they are defined. ■

### Exercises 16.2.

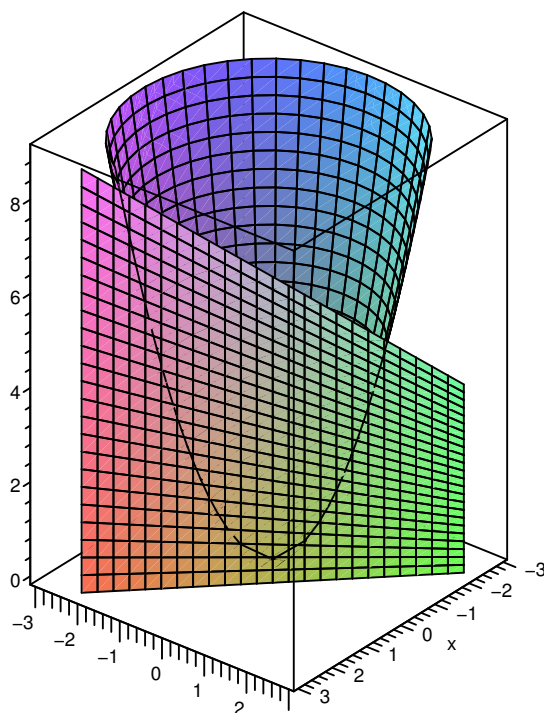
Determine whether each limit exists. If it does, find the limit and prove that it is the limit; if it does not, explain how you know.

1.  $\lim_{(x,y) \rightarrow (0,0)} \frac{x^2}{x^2 + y^2} \Rightarrow$
2.  $\lim_{(x,y) \rightarrow (0,0)} \frac{xy}{x^2 + y^2} \Rightarrow$
3.  $\lim_{(x,y) \rightarrow (0,0)} \frac{xy}{2x^2 + y^2} \Rightarrow$
4.  $\lim_{(x,y) \rightarrow (0,0)} \frac{x^4 - y^4}{x^2 + y^2} \Rightarrow$
5.  $\lim_{(x,y) \rightarrow (0,0)} \frac{\sin(x^2 + y^2)}{x^2 + y^2} \Rightarrow$
6.  $\lim_{(x,y) \rightarrow (0,0)} \frac{xy}{\sqrt{2x^2 + y^2}} \Rightarrow$
7.  $\lim_{(x,y) \rightarrow (0,0)} \frac{e^{-x^2 - y^2} - 1}{x^2 + y^2} \Rightarrow$
8.  $\lim_{(x,y) \rightarrow (0,0)} \frac{x^3 + y^3}{x^2 + y^2} \Rightarrow$
9.  $\lim_{(x,y) \rightarrow (0,0)} \frac{x^2 + \sin^2 y}{2x^2 + y^2} \Rightarrow$
10.  $\lim_{(x,y) \rightarrow (1,0)} \frac{(x-1)^2 \ln x}{(x-1)^2 + y^2} \Rightarrow$
11.  $\lim_{(x,y) \rightarrow (1,-1)} 3x + 4y \Rightarrow$
12.  $\lim_{(x,y) \rightarrow (0,0)} \frac{4x^2 y}{x^2 + y^2} \Rightarrow$

13. Does the function  $f(x, y) = \frac{x - y}{1 + x + y}$  have any discontinuities? What about  $f(x, y) = \frac{x - y}{1 + x^2 + y^2}$ ? Explain.

## 16.3 PARTIAL DIFFERENTIATION

When we first considered what the derivative of a vector function might mean, there was really not much difficulty in understanding either how such a thing might be computed or what it might measure. In the case of functions of two variables, things are a bit harder to understand. If we think of a function of two variables in terms of its graph, a surface, there is a more-or-less obvious derivative-like question we might ask, namely, how “steep” is the surface. But it’s not clear that this has a simple answer, nor how we might proceed. We will start with what seem to be very small steps toward the goal; surprisingly, it turns out that these simple ideas hold the keys to a more general understanding.



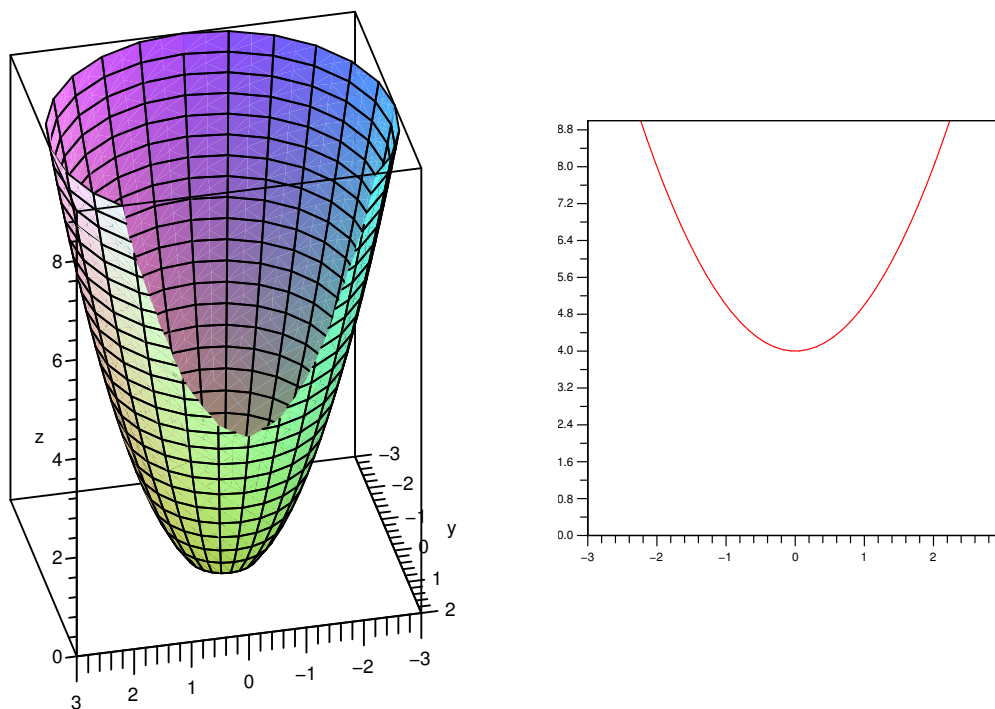
**Figure 16.3.1**  $f(x, y) = x^2 + y^2$ , cut by the plane  $x + y = 1$  (AP)

Imagine a particular point on a surface; what might we be able to say about how steep it is? We can limit the question to make it more familiar: how steep is the surface in a particular direction? What does this even mean? Here’s one way to think of it: Suppose we’re interested in the point  $(a, b, c)$ . Pick a straight line in the  $x$ - $y$  plane through the point  $(a, b, 0)$ , then extend the line vertically into a plane. Look at the intersection of the



plane with the surface. If we pay attention to just the plane, we see the chosen straight line where the  $x$ -axis would normally be, and the intersection with the surface shows up as a curve in the plane. Figure 16.3.1 shows the parabolic surface from figure 16.1.2, exposing its cross-section above the line  $x + y = 1$ .

In principle, this is a problem we know how to solve: find the slope of a curve in a plane. Let's start by looking at some particularly easy lines: those parallel to the  $x$  or  $y$  axis. Suppose we are interested in the cross-section of  $f(x, y)$  above the line  $y = b$ . If we substitute  $b$  for  $y$  in  $f(x, y)$ , we get a function in one variable, describing the height of the cross-section as a function of  $x$ . Because  $y = b$  is parallel to the  $x$ -axis, if we view it from a vantage point on the negative  $y$ -axis, we will see what appears to be simply an ordinary curve in the  $x$ - $z$  plane.



**Figure 16.3.2**  $f(x, y) = x^2 + y^2$ , cut by the plane  $y = 2$  (AP)

Consider again the parabolic surface  $f(x, y) = x^2 + y^2$ . The cross-section above the line  $y = 2$  consists of all points  $(x, 2, x^2 + 4)$ . Looking at this cross-section from somewhere on the negative  $y$  axis, we see what appears to be just the curve  $f(x) = x^2 + 4$ . At any point on the cross-section,  $(a, 2, a^2 + 4)$ , the steepness of the surface *in the direction of the line*  $y = 2$  is simply the slope of the curve  $f(x) = x^2 + 4$  at  $x = a$ , namely  $2a$ . Figure 16.3.2 shows the same parabolic surface as before, but now cut by the plane  $y = 2$ . The left graph shows the cut-off surface, the right shows just the cross-section, looking up from the negative  $y$ -axis toward the origin.



If, say, we're interested in the point  $(-1, 2, 5)$  on the surface, then the slope in the direction of the line  $y = 2$  is  $2x = 2(-1) = -2$ . This means that starting at  $(-1, 2, 5)$  and moving on the surface, above the line  $y = 2$ , in the direction of increasing  $x$  values, the surface goes down; of course moving in the opposite direction, toward decreasing  $x$  values, the surface will rise.

If we're interested in some other line  $y = k$ , there is really no change in the computation. The equation of the cross-section above  $y = k$  is  $x^2 + k^2$  with derivative  $2x$ . We can save ourselves the effort, small as it is, of substituting  $k$  for  $y$ : all we are in effect doing is temporarily assuming that  $y$  is some constant. With this assumption, the derivative  $\frac{d}{dx}(x^2 + y^2) = 2x$ . To emphasize that we are only temporarily assuming  $y$  is constant, we use a slightly different notation:  $\frac{\partial}{\partial x}(x^2 + y^2) = 2x$ ; the “ $\partial$ ” reminds us that there are more variables than  $x$ , but that only  $x$  is being treated as a variable. We read the equation as “the partial derivative of  $(x^2 + y^2)$  with respect to  $x$  is  $2x$ .” A convenient alternate notation for the partial derivative of  $f(x, y)$  with respect to  $x$  is  $f_x(x, y)$ .

**EXAMPLE 16.3.1** The partial derivative with respect to  $x$  of  $x^3 + 3xy$  is  $3x^2 + 3y$ . Note that the partial derivative includes the variable  $y$ , unlike the example  $x^2 + y^2$ . It is somewhat unusual for the partial derivative to depend on a single variable; this example is more typical.  $\square$

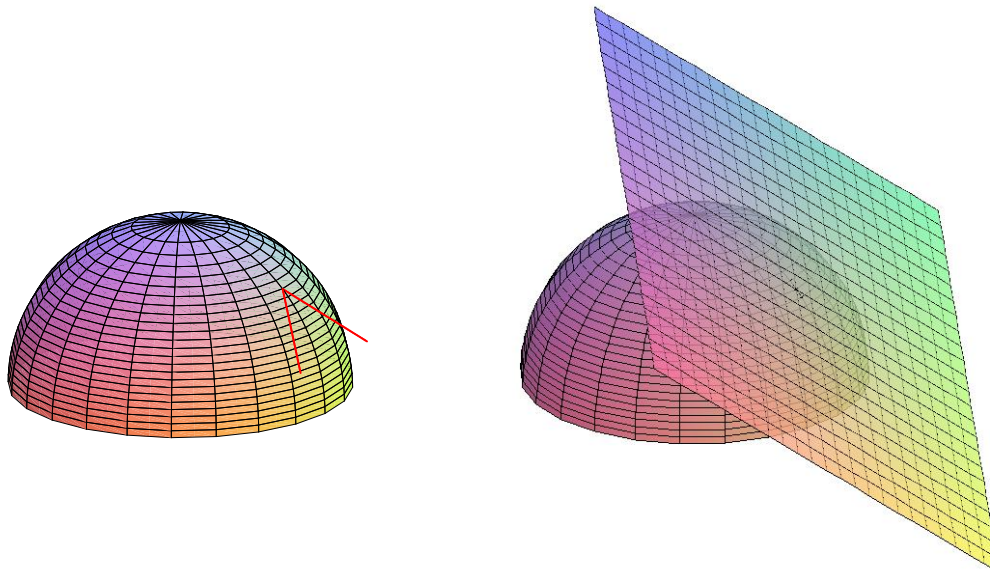
Of course, we can do the same sort of calculation for lines parallel to the  $y$ -axis. We temporarily hold  $x$  constant, which gives us the equation of the cross-section above a line  $x = k$ . We can then compute the derivative with respect to  $y$ ; this will measure the steepness of the curve in the  $y$  direction.

**EXAMPLE 16.3.2** The partial derivative with respect to  $y$  of  $f(x, y) = \sin(xy) + 3xy$  is

$$f_y(x, y) = \frac{\partial}{\partial y} \sin(xy) + 3xy = \cos(xy) \frac{\partial}{\partial y}(xy) + 3x = x \cos(xy) + 3x.$$

$\square$

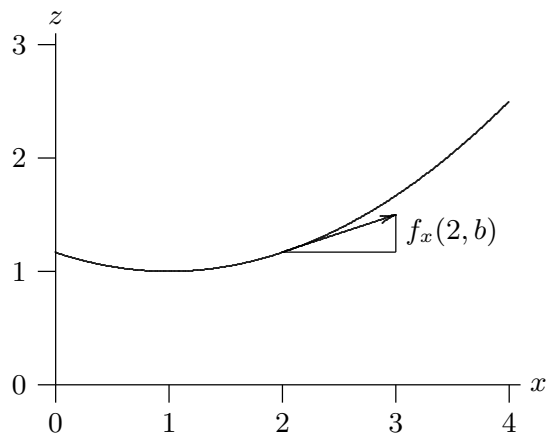
So far, using no new techniques, we have succeeded in measuring the slope of a surface in two quite special directions. For functions of one variable, the derivative is closely linked to the notion of tangent line. For surfaces, the analogous idea is the tangent plane—a plane that just touches a surface at a point, and has the same “steepness” as the surface in all directions. Even though we haven't yet figured out how to compute the slope in all directions, we have enough information to find tangent planes. Suppose we want the plane tangent to a surface at a particular point  $(a, b, c)$ . If we compute the two partial derivatives of the function for that point, we get enough information to determine two lines tangent to the surface, both through  $(a, b, c)$  and both tangent to the surface in their



**Figure 16.3.3** Tangent vectors and tangent plane. (AP)

respective directions. These two lines determine a plane, that is, there is exactly one plane containing the two lines: the tangent plane. Figure 16.3.3 shows (part of) two tangent lines at a point, and the tangent plane containing them.

How can we discover an equation for this tangent plane? We know a point on the plane,  $(a, b, c)$ ; we need a vector normal to the plane. If we can find two vectors, one parallel to each of the tangent lines we know how to find, then the cross product of these vectors will give the desired normal vector.



**Figure 16.3.4** A tangent vector.

How can we find vectors parallel to the tangent lines? Consider first the line tangent to the surface above the line  $y = b$ . A vector  $\langle u, v, w \rangle$  parallel to this tangent line must have  $y$  component  $v = 0$ , and we may as well take the  $x$  component to be  $u = 1$ . The ratio

of the  $z$  component to the  $x$  component is the slope of the tangent line, precisely what we know how to compute. The slope of the tangent line is  $f_x(a, b)$ , so

$$f_x(a, b) = \frac{w}{u} = \frac{w}{1} = w.$$

In other words, a vector parallel to this tangent line is  $\langle 1, 0, f_x(a, b) \rangle$ , as shown in figure 16.3.4. If we repeat the reasoning for the tangent line above  $x = a$ , we get the vector  $\langle 0, 1, f_y(a, b) \rangle$ .

Now to find the desired normal vector we compute the cross product,  $\langle 0, 1, f_y \rangle \times \langle 1, 0, f_x \rangle = \langle f_x, f_y, -1 \rangle$ . From our earlier discussion of planes, we can write down the equation we seek:  $f_x(a, b)x + f_y(a, b)y - z = k$ , and  $k$  as usual can be computed by substituting a known point:  $f_x(a, b)(a) + f_y(a, b)(b) - c = k$ . There are various more-or-less nice ways to write the result:

$$\begin{aligned} f_x(a, b)x + f_y(a, b)y - z &= f_x(a, b)a + f_y(a, b)b - c \\ f_x(a, b)x + f_y(a, b)y - f_x(a, b)a - f_y(a, b)b + c &= z \\ f_x(a, b)(x - a) + f_y(a, b)(y - b) + c &= z \\ f_x(a, b)(x - a) + f_y(a, b)(y - b) + f(a, b) &= z \end{aligned}$$

**EXAMPLE 16.3.3** Find the plane tangent to  $x^2 + y^2 + z^2 = 4$  at  $(1, 1, \sqrt{2})$ . This point is on the upper hemisphere, so we use  $f(x, y) = \sqrt{4 - x^2 - y^2}$ . Then  $f_x(x, y) = -x(4 - x^2 - y^2)^{-1/2}$  and  $f_y(x, y) = -y(4 - x^2 - y^2)^{-1/2}$ , so  $f_x(1, 1) = f_y(1, 1) = -1/\sqrt{2}$  and the equation of the plane is

$$z = -\frac{1}{\sqrt{2}}(x - 1) - \frac{1}{\sqrt{2}}(y - 1) + \sqrt{2}.$$

The hemisphere and this tangent plane are pictured in figure 16.3.3. □

So it appears that to find a tangent plane, we need only find two quite simple ordinary derivatives, namely  $f_x$  and  $f_y$ . This is true *if the tangent plane exists*. It is, unfortunately, not always the case that if  $f_x$  and  $f_y$  exist there is a tangent plane. Consider the function  $xy^2/(x^2 + y^4)$  pictured in figure 16.2.1. This function has value 0 when  $x = 0$  or  $y = 0$ , and we can “plug the hole” by agreeing that  $f(0, 0) = 0$ . Now it’s clear that  $f_x(0, 0) = f_y(0, 0) = 0$ , because in the  $x$  and  $y$  directions the surface is simply a horizontal line. But it’s also clear from the picture that this surface does not have anything that deserves to be called a “tangent plane” at the origin, certainly not the  $x$ - $y$  plane containing these two tangent lines.

When does a surface have a tangent plane at a particular point? What we really want from a tangent plane, as from a tangent line, is that the plane be a “good” approximation of the surface near the point. Here is how we can make this precise:

**DEFINITION 16.3.4** Let  $\Delta x = x - x_0$ ,  $\Delta y = y - y_0$ , and  $\Delta z = z - z_0$  where  $z_0 = f(x_0, y_0)$ . The function  $z = f(x, y)$  is differentiable at  $(x_0, y_0)$  if

$$\Delta z = f_x(x_0, y_0)\Delta x + f_y(x_0, y_0)\Delta y + \epsilon_1\Delta x + \epsilon_2\Delta y,$$

and both  $\epsilon_1$  and  $\epsilon_2$  approach 0 as  $(x, y)$  approaches  $(x_0, y_0)$ .  $\square$

This definition takes a bit of absorbing. Let’s rewrite the central equation a bit:

$$z = f_x(x_0, y_0)(x - x_0) + f_y(x_0, y_0)(y - y_0) + f(x_0, y_0) + \epsilon_1\Delta x + \epsilon_2\Delta y. \quad (16.3.1)$$

The first three terms on the right give the value of  $z$  on the tangent plane, that is,

$$f_x(x_0, y_0)(x - x_0) + f_y(x_0, y_0)(y - y_0) + f(x_0, y_0)$$

is the  $z$ -value of the point on the plane above  $(x, y)$ . Equation 16.3.1 says that the  $z$ -value of a point on the surface is equal to the  $z$ -value of a point on the plane plus a “little bit,” namely  $\epsilon_1\Delta x + \epsilon_2\Delta y$ . As  $(x, y)$  approaches  $(x_0, y_0)$ , both  $\Delta x$  and  $\Delta y$  approach 0, so this little bit  $\epsilon_1\Delta x + \epsilon_2\Delta y$  also approaches 0, and the  $z$ -values on the surface and the plane get close to each other. But that by itself is not very interesting: since the surface and the plane both contain the point  $(x_0, y_0, z_0)$ , the  $z$  values will approach  $z_0$  and hence get close to each other whether the tangent plane is “tangent” to the surface or not. The extra condition in the definition says that as  $(x, y)$  approaches  $(x_0, y_0)$ , the  $\epsilon$  values approach 0—this means that  $\epsilon_1\Delta x + \epsilon_2\Delta y$  approaches 0 much, much faster, because  $\epsilon_1\Delta x$  is much smaller than either  $\epsilon_1$  or  $\Delta x$ . It is this extra condition that makes the plane a tangent plane.

We can see that the extra condition on  $\epsilon_1$  and  $\epsilon_2$  fits neatly with the definition of partial derivatives. Suppose we temporarily fix  $y = y_0$ , so  $\Delta y = 0$ . Then the equation from the definition becomes

$$\Delta z = f_x(x_0, y_0)\Delta x + \epsilon_1\Delta x$$

or

$$\frac{\Delta z}{\Delta x} = f_x(x_0, y_0) + \epsilon_1.$$

Now taking the limit of the two sides as  $\Delta x$  approaches 0, the left side turns into the partial derivative of  $z$  with respect to  $x$  at  $(x_0, y_0)$ , or in other words  $f_x(x_0, y_0)$ , and the

right side does the same, because as  $(x, y)$  approaches  $(x_0, y_0)$ ,  $\epsilon_1$  approaches 0. Essentially the same calculation works for  $f_y$ .

Almost all of the functions we will encounter are differentiable at points we will be interested in, and often at all points. This is usually because the functions satisfy the hypotheses of this theorem.

**THEOREM 16.3.5** If  $f(x, y)$  and its partial derivatives are continuous at a point  $(x_0, y_0)$ , then  $f$  is differentiable there. ■

### Exercises 16.3.

1. Find  $f_x$  and  $f_y$  where  $f(x, y) = \cos(x^2y) + y^3$ .  $\Rightarrow$
2. Find  $f_x$  and  $f_y$  where  $f(x, y) = \frac{xy}{x^2 + y}$ .  $\Rightarrow$
3. Find  $f_x$  and  $f_y$  where  $f(x, y) = e^{x^2+y^2}$ .  $\Rightarrow$
4. Find  $f_x$  and  $f_y$  where  $f(x, y) = xy \ln(xy)$ .  $\Rightarrow$
5. Find  $f_x$  and  $f_y$  where  $f(x, y) = \sqrt{1 - x^2 - y^2}$ .  $\Rightarrow$
6. Find  $f_x$  and  $f_y$  where  $f(x, y) = x \tan(y)$ .  $\Rightarrow$
7. Find  $f_x$  and  $f_y$  where  $f(x, y) = \frac{1}{xy}$ .  $\Rightarrow$
8. Find an equation for the plane tangent to  $2x^2 + 3y^2 - z^2 = 4$  at  $(1, 1, -1)$ .  $\Rightarrow$
9. Find an equation for the plane tangent to  $f(x, y) = \sin(xy)$  at  $(\pi, 1/2, 1)$ .  $\Rightarrow$
10. Find an equation for the plane tangent to  $f(x, y) = x^2 + y^3$  at  $(3, 1, 10)$ .  $\Rightarrow$
11. Find an equation for the plane tangent to  $f(x, y) = x \ln(xy)$  at  $(2, 1/2, 0)$ .  $\Rightarrow$
12. Find an equation for the line normal to  $x^2 + 4y^2 = 2z$  at  $(2, 1, 4)$ .  $\Rightarrow$
13. Explain in your own words why, when taking a partial derivative of a function of multiple variables, we can treat the variables not being differentiated as constants.
14. Consider a differentiable function,  $f(x, y)$ . Give physical interpretations of the meanings of  $f_x(a, b)$  and  $f_y(a, b)$  as they relate to the graph of  $f$ .
15. In much the same way that we used the tangent line to approximate the value of a function from single variable calculus, we can use the tangent plane to approximate a function from multivariable calculus. Consider the tangent plane found in Exercise 11. Use this plane to approximate  $f(1.98, 0.4)$ .  $\Rightarrow$
16. Suppose that one of your colleagues has calculated the partial derivatives of a given function, and reported to you that  $f_x(x, y) = 2x + 3y$  and that  $f_y(x, y) = 4x + 6y$ . Do you believe them? Why or why not? If not, what answer might you have accepted for  $f_y$ ?
17. Suppose  $f(t)$  and  $g(t)$  are single variable differentiable functions. Find  $\partial z/\partial x$  and  $\partial z/\partial y$  for each of the following functions of two variables.
  - a.  $z = f(x)g(y)$
  - b.  $z = f(xy)$
  - c.  $z = f(x/y)$

⇒

## 16.4 THE CHAIN RULE

Consider the surface  $z = x^2y + xy^2$ , and suppose that  $x = 2 + t^4$  and  $y = 1 - t^3$ . We can think of the latter two equations as describing how  $x$  and  $y$  change relative to, say, time. Then

$$z = x^2y + xy^2 = (2 + t^4)^2(1 - t^3) + (2 + t^4)(1 - t^3)^2$$

tells us explicitly how the  $z$  coordinate of the corresponding point on the surface depends on  $t$ . If we want to know  $dz/dt$  we can compute it more or less directly—it's actually a bit simpler to use the chain rule:

$$\begin{aligned} \frac{dz}{dt} &= x^2y' + 2xx'y' + x2yy' + x'y^2 \\ &= (2xy + y^2)x' + (x^2 + 2xy)y' \\ &= (2(2 + t^4)(1 - t^3) + (1 - t^3)^2)(4t^3) + ((2 + t^4)^2 + 2(2 + t^4)(1 - t^3))(-3t^2) \end{aligned}$$

If we look carefully at the middle step,  $dz/dt = (2xy + y^2)x' + (x^2 + 2xy)y'$ , we notice that  $2xy + y^2$  is  $\partial z/\partial x$ , and  $x^2 + 2xy$  is  $\partial z/\partial y$ . This turns out to be true in general, and gives us a new chain rule:

**THEOREM 16.4.1** Suppose that  $z = f(x, y)$ ,  $f$  is differentiable,  $x = g(t)$ , and  $y = h(t)$ . Assuming that the relevant derivatives exist,

$$\frac{dz}{dt} = \frac{\partial z}{\partial x} \frac{dx}{dt} + \frac{\partial z}{\partial y} \frac{dy}{dt}.$$

**Proof.** If  $f$  is differentiable, then

$$\Delta z = f_x(x_0, y_0)\Delta x + f_y(x_0, y_0)\Delta y + \epsilon_1\Delta x + \epsilon_2\Delta y,$$

where  $\epsilon_1$  and  $\epsilon_2$  approach 0 as  $(x, y)$  approaches  $(x_0, y_0)$ . Then

$$\frac{\Delta z}{\Delta t} = f_x \frac{\Delta x}{\Delta t} + f_y \frac{\Delta y}{\Delta t} + \epsilon_1 \frac{\Delta x}{\Delta t} + \epsilon_2 \frac{\Delta y}{\Delta t}. \quad (16.4.1)$$

As  $\Delta t$  approaches 0,  $(x, y)$  approaches  $(x_0, y_0)$  and so

$$\begin{aligned}\lim_{\Delta t \rightarrow 0} \frac{\Delta z}{\Delta t} &= \frac{dz}{dt} \\ \lim_{\Delta t \rightarrow 0} \epsilon_1 \frac{\Delta x}{\Delta t} &= 0 \cdot \frac{dx}{dt} \\ \lim_{\Delta t \rightarrow 0} \epsilon_2 \frac{\Delta y}{\Delta t} &= 0 \cdot \frac{dy}{dt}\end{aligned}$$

and so taking the limit of (16.4.1) as  $\Delta t$  goes to 0 gives

$$\frac{dz}{dt} = f_x \frac{dx}{dt} + f_y \frac{dy}{dt},$$

as desired. ■

We can write the chain rule in way that is somewhat closer to the single variable chain rule:

$$\frac{df}{dt} = \langle f_x, f_y \rangle \cdot \langle x', y' \rangle,$$

or (roughly) the derivatives of the outside function “times” the derivatives of the inside functions. Not surprisingly, essentially the same chain rule works for functions of more than two variables, for example, given a function of three variables  $f(x, y, z)$ , where each of  $x$ ,  $y$  and  $z$  is a function of  $t$ ,

$$\frac{df}{dt} = \langle f_x, f_y, f_z \rangle \cdot \langle x', y', z' \rangle.$$

We can even extend the idea further. Suppose that  $f(x, y)$  is a function and  $x = g(s, t)$  and  $y = h(s, t)$  are functions of two variables  $s$  and  $t$ . Then  $f$  is “really” a function of  $s$  and  $t$  as well, and

$$\frac{\partial f}{\partial s} = f_x g_s + f_y h_s \quad \frac{\partial f}{\partial t} = f_x g_t + f_y h_t.$$

The natural extension of this to  $f(x, y, z)$  works as well.

Recall that we used the ordinary chain rule to do implicit differentiation. We can do the same with the new chain rule.

**EXAMPLE 16.4.2**  $x^2 + y^2 + z^2 = 4$  defines a sphere, which is not a function of  $x$  and  $y$ , though it can be thought of as two functions, the top and bottom hemispheres. We can think of  $z$  as one of these two functions, so really  $z = z(x, y)$ , and we can think of  $x$

and  $y$  as particularly simple functions of  $x$  and  $y$ , and let  $f(x, y, z) = x^2 + y^2 + z^2$ . Since  $f(x, y, z) = 4$ ,  $\partial f/\partial x = 0$ , but using the chain rule:

$$\begin{aligned} 0 &= \frac{\partial f}{\partial x} = f_x \frac{\partial x}{\partial x} + f_y \frac{\partial y}{\partial x} + f_z \frac{\partial z}{\partial x} \\ &= (2x)(1) + (2y)(0) + (2z) \frac{\partial z}{\partial x}, \end{aligned}$$

noting that since  $y$  is temporarily held constant its derivative  $\partial y/\partial x = 0$ . Now we can solve for  $\partial z/\partial x$ :

$$\frac{\partial z}{\partial x} = -\frac{2x}{2z} = -\frac{x}{z}.$$

In a similar manner we can compute  $\partial z/\partial y$ . □

### Exercises 16.4.

1. Use the chain rule to compute  $dz/dt$  for  $z = \sin(x^2 + y^2)$ ,  $x = t^2 + 3$ ,  $y = t^3$ .  $\Rightarrow$
2. Use the chain rule to compute  $dz/dt$  for  $z = x^2y$ ,  $x = \sin(t)$ ,  $y = t^2 + 1$ .  $\Rightarrow$
3. Use the chain rule to compute  $\partial z/\partial s$  and  $\partial z/\partial t$  for  $z = x^2y$ ,  $x = \sin(st)$ ,  $y = t^2 + s^2$ .  $\Rightarrow$
4. Use the chain rule to compute  $\partial z/\partial s$  and  $\partial z/\partial t$  for  $z = x^2y^2$ ,  $x = st$ ,  $y = t^2 - s^2$ .  $\Rightarrow$
5. Use the chain rule to compute  $\partial z/\partial x$  and  $\partial z/\partial y$  for  $2x^2 + 3y^2 - 2z^2 = 9$ .  $\Rightarrow$
6. Use the chain rule to compute  $\partial z/\partial x$  and  $\partial z/\partial y$  for  $2x^2 + y^2 + z^2 = 9$ .  $\Rightarrow$
7. Use the chain rule to compute  $\partial z/\partial x$  and  $\partial z/\partial y$  for  $xy^2 + z^2 = 5$ .  $\Rightarrow$
8. Use the chain rule to compute  $\partial z/\partial x$  and  $\partial z/\partial y$  for  $2 \sin(xyz) = 1$ .  $\Rightarrow$
9. Chemistry students will recognize the *ideal gas law*, given by  $PV = nRT$  which relates the Pressure, Volume, and Temperature of  $n$  moles of gas. ( $R$  is the ideal gas constant). Thus, we can view pressure, volume, and temperature as variables, each one dependent on the other two.
  - a. If pressure of a gas is increasing at a rate of  $0.2Pa/\text{min}$  and temperature is increasing at a rate of  $1K/\text{min}$ , how fast is the volume changing?
  - b. If the volume of a gas is decreasing at a rate of  $0.3\text{m}^3/\text{min}$  and temperature is increasing at a rate of  $.5K/\text{min}$ , how fast is the pressure changing?
  - c. If the pressure of a gas is decreasing at a rate of  $0.4Pa/\text{min}$  and the volume is increasing at a rate of  $3L/\text{min}$ , how fast is the temperature changing? $\Rightarrow$
10. Verify the following identity in the case of the ideal gas law:

$$\frac{\partial P}{\partial V} \frac{\partial V}{\partial T} \frac{\partial T}{\partial P} = -1$$

11. The previous exercise was a special case of the following fact, which you are to verify here: If  $F(x, y, z)$  is a function of 3 variables, and the relation  $F(x, y, z) = 0$  defines each of the



variables in terms of the other two, namely  $x = f(y, z)$ ,  $y = g(x, z)$  and  $z = h(x, y)$ , then

$$\frac{\partial x}{\partial y} \frac{\partial y}{\partial z} \frac{\partial z}{\partial x} = -1$$

## 16.5 DIRECTIONAL DERIVATIVES

We still have not answered one of our first questions about the steepness of a surface: starting at a point on a surface given by  $f(x, y)$ , and walking in a particular direction, how steep is the surface? We are now ready to answer the question.

We already know roughly what has to be done: as shown in figure 16.3.1, we extend a line in the  $x$ - $y$  plane to a vertical plane, and we then compute the slope of the curve that is the cross-section of the surface in that plane. The major stumbling block is that what appears in this plane to be the horizontal axis, namely the line in the  $x$ - $y$  plane, is not an actual axis—we know nothing about the “units” along the axis. Our goal is to make this line into a  $t$  axis; then we need formulas to write  $x$  and  $y$  in terms of this new variable  $t$ ; then we can write  $z$  in terms of  $t$  since we know  $z$  in terms of  $x$  and  $y$ ; and finally we can simply take the derivative.

So we need to somehow “mark off” units on the line, and we need a convenient way to refer to the line in calculations. It turns out that we can accomplish both by using the vector form of a line. Suppose that  $\mathbf{u}$  is a unit vector  $\langle u_1, u_2 \rangle$  in the direction of interest. A vector equation for the line through  $(x_0, y_0)$  in this direction is  $\mathbf{v}(t) = \langle u_1 t + x_0, u_2 t + y_0 \rangle$ . The height of the surface above the point  $(u_1 t + x_0, u_2 t + y_0)$  is  $g(t) = f(u_1 t + x_0, u_2 t + y_0)$ . Because  $\mathbf{u}$  is a unit vector, the value of  $t$  is precisely the distance along the line from  $(x_0, y_0)$  to  $(u_1 t + x_0, u_2 t + y_0)$ ; this means that the line is effectively a  $t$  axis, with origin at the point  $(x_0, y_0)$ , so the slope we seek is

$$\begin{aligned} g'(0) &= \langle f_x(x_0, y_0), f_y(x_0, y_0) \rangle \cdot \langle u_1, u_2 \rangle \\ &= \langle f_x, f_y \rangle \cdot \mathbf{u} \\ &= \nabla f \cdot \mathbf{u} \end{aligned}$$

Here we have used the chain rule and the derivatives  $\frac{d}{dt}(u_1 t + x_0) = u_1$  and  $\frac{d}{dt}(u_2 t + y_0) = u_2$ . The vector  $\langle f_x, f_y \rangle$  is very useful, so it has its own symbol,  $\nabla f$ , pronounced “del  $f$ ”; it is also called the **gradient** of  $f$ .

**EXAMPLE 16.5.1** Find the slope of  $z = x^2 + y^2$  at  $(1, 2)$  in the direction of the vector  $\langle 3, 4 \rangle$ .

We first compute the gradient at  $(1, 2)$ :  $\nabla f = \langle 2x, 2y \rangle$ , which is  $\langle 2, 4 \rangle$  at  $(1, 2)$ . A unit vector in the desired direction is  $\langle 3/5, 4/5 \rangle$ , and the desired slope is then  $\langle 2, 4 \rangle \cdot \langle 3/5, 4/5 \rangle = 6/5 + 16/5 = 22/5$ .  $\square$

When doing such problems, it is easy to forget that we require a unit vector in the calculation  $\nabla f \cdot \mathbf{u}$ . You may prefer to remember that this can always be written as  $\nabla f \cdot \mathbf{v}/|\mathbf{v}|$ . In the previous example, we might then have computed  $\langle 2, 4 \rangle \cdot \langle 3, 4 \rangle / |\langle 3, 4 \rangle|$ , rather than remembering to first compute  $\mathbf{u} = \langle 3, 4 \rangle / |\langle 3, 4 \rangle|$ .

**EXAMPLE 16.5.2** Find a tangent vector to  $z = x^2 + y^2$  at  $(1, 2)$  in the direction of the vector  $\langle 3, 4 \rangle$  and show that it is parallel to the tangent plane at that point.

Since  $\langle 3/5, 4/5 \rangle$  is a unit vector in the desired direction, we can easily expand it to a tangent vector simply by adding the third coordinate computed in the previous example:  $\langle 3/5, 4/5, 22/5 \rangle$ . To see that this vector is parallel to the tangent plane, we can compute its dot product with a normal to the plane. We know that a normal to the tangent plane is

$$\langle f_x(1, 2), f_y(1, 2), -1 \rangle = \langle 2, 4, -1 \rangle,$$

and the dot product is  $\langle 2, 4, -1 \rangle \cdot \langle 3/5, 4/5, 22/5 \rangle = 6/5 + 16/5 - 22/5 = 0$ , so the two vectors are perpendicular. (Note that the vector normal to the surface, namely  $\langle f_x, f_y, -1 \rangle$ , is simply the gradient with a  $-1$  tacked on as the third component.)  $\square$

The slope of a surface given by  $z = f(x, y)$  in the direction of a (two-dimensional) unit vector  $\mathbf{u}$  is called the **directional derivative** of  $f$ , written  $D_{\mathbf{u}}f$ . The directional derivative immediately provides us with some additional information. We know that

$$D_{\mathbf{u}}f = \nabla f \cdot \mathbf{u} = |\nabla f| |\mathbf{u}| \cos \theta = |\nabla f| \cos \theta$$

if  $\mathbf{u}$  is a unit vector;  $\theta$  is the angle between  $\nabla f$  and  $\mathbf{u}$ . This tells us immediately that the largest value of  $D_{\mathbf{u}}f$  occurs when  $\cos \theta = 1$ , namely, when  $\theta = 0$ , so  $\nabla f$  is parallel to  $\mathbf{u}$ . In other words, the gradient  $\nabla f$  points in the direction of steepest ascent of the surface, and  $|\nabla f|$  is the slope in that direction. Likewise, the smallest value of  $D_{\mathbf{u}}f$  occurs when  $\cos \theta = -1$ , namely, when  $\theta = \pi$ , so  $\nabla f$  is anti-parallel to  $\mathbf{u}$ . In other words,  $-\nabla f$  points in the direction of steepest descent of the surface, and  $-|\nabla f|$  is the slope in that direction.

**EXAMPLE 16.5.3** Investigate the direction of steepest ascent and descent for  $z = x^2 + y^2$ .

The gradient is  $\langle 2x, 2y \rangle = 2\langle x, y \rangle$ ; this is a vector parallel to the vector  $\langle x, y \rangle$ , so the direction of steepest ascent is directly away from the origin, starting at the point  $(x, y)$ . The direction of steepest descent is thus directly toward the origin from  $(x, y)$ . Note that at  $(0, 0)$  the gradient vector is  $\langle 0, 0 \rangle$ , which has no direction, and it is clear from the plot of this surface that there is a minimum point at the origin, and tangent vectors in all directions are parallel to the  $x$ - $y$  plane.  $\square$

If  $\nabla f$  is perpendicular to  $\mathbf{u}$ ,  $D_{\mathbf{u}}f = |\nabla f| \cos(\pi/2) = 0$ , since  $\cos(\pi/2) = 0$ . This means that in either of the two directions perpendicular to  $\nabla f$ , the slope of the surface is 0; this

implies that a vector in either of these directions is tangent to the level curve at that point. Starting with  $\nabla f = \langle f_x, f_y \rangle$ , it is easy to find a vector perpendicular to it: either  $\langle f_y, -f_x \rangle$  or  $\langle -f_y, f_x \rangle$  will work.

If  $f(x, y, z)$  is a function of three variables, all the calculations proceed in essentially the same way. The rate at which  $f$  changes in a particular direction is  $\nabla f \cdot \mathbf{u}$ , where now  $\nabla f = \langle f_x, f_y, f_z \rangle$  and  $\mathbf{u} = \langle u_1, u_2, u_3 \rangle$  is a unit vector. Again  $\nabla f$  points in the direction of maximum rate of increase,  $-\nabla f$  points in the direction of maximum rate of decrease, and any vector perpendicular to  $\nabla f$  is tangent to the level surface  $f(x, y, z) = k$  at the point in question. Of course there are no longer just two such vectors; the vectors perpendicular to  $\nabla f$  describe the tangent plane to the level surface, or in other words  $\nabla f$  is a normal to the tangent plane.

**EXAMPLE 16.5.4** Suppose the temperature at a point in space is given by  $T(x, y, z) = T_0/(1 + x^2 + y^2 + z^2)$ ; at the origin the temperature in Kelvin is  $T_0 > 0$ , and it decreases in every direction from there. It might be, for example, that there is a source of heat at the origin, and as we get farther from the source, the temperature decreases. The gradient is

$$\begin{aligned}\nabla T &= \left\langle \frac{-2T_0x}{(1 + x^2 + y^2 + z^2)^2}, \frac{-2T_0y}{(1 + x^2 + y^2 + z^2)^2}, \frac{-2T_0z}{(1 + x^2 + y^2 + z^2)^2} \right\rangle \\ &= \frac{-2T_0}{(1 + x^2 + y^2 + z^2)^2} \langle x, y, z \rangle.\end{aligned}$$

The gradient points directly at the origin from the point  $(x, y, z)$ —by moving directly toward the heat source, we increase the temperature as quickly as possible.  $\square$

**EXAMPLE 16.5.5** Find the points on the surface defined by  $x^2 + 2y^2 + 3z^2 = 1$  where the tangent plane is parallel to the plane defined by  $3x - y + 3z = 1$ .

Two planes are parallel if their normals are parallel or anti-parallel, so we want to find the points on the surface with normal parallel or anti-parallel to  $\langle 3, -1, 3 \rangle$ . Let  $f = x^2 + 2y^2 + 3z^2$ ; the gradient of  $f$  is normal to the level surface at every point, so we are looking for a gradient parallel or anti-parallel to  $\langle 3, -1, 3 \rangle$ . The gradient is  $\langle 2x, 4y, 6z \rangle$ ; if it is parallel or anti-parallel to  $\langle 3, -1, 3 \rangle$ , then

$$\langle 2x, 4y, 6z \rangle = k \langle 3, -1, 3 \rangle$$

for some  $k$ . This means we need a solution to the equations

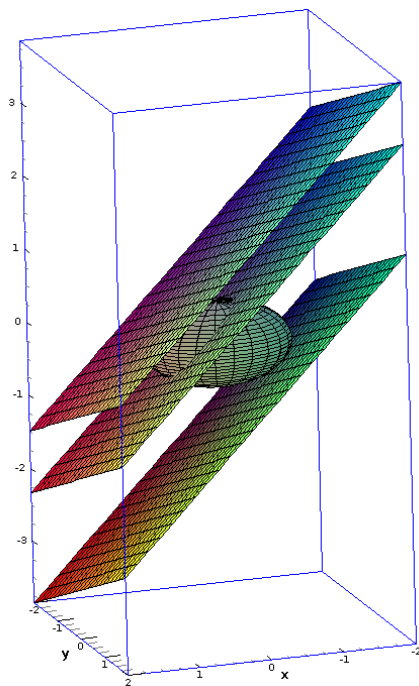
$$2x = 3k \quad 4y = -k \quad 6z = 3k$$

but this is three equations in four unknowns—we need another equation. What we haven't used so far is that the points we seek are on the surface  $x^2 + 2y^2 + 3z^2 = 1$ ; this is the

fourth equation. If we solve the first three equations for  $x$ ,  $y$ , and  $z$  and substitute into the fourth equation we get

$$\begin{aligned} 1 &= \left(\frac{3k}{2}\right)^2 + 2\left(\frac{-k}{4}\right)^2 + 3\left(\frac{3k}{6}\right)^2 \\ &= \left(\frac{9}{4} + \frac{2}{16} + \frac{3}{4}\right)k^2 \\ &= \frac{25}{8}k^2 \end{aligned}$$

so  $k = \pm \frac{2\sqrt{2}}{5}$ . The desired points are  $\left(\frac{3\sqrt{2}}{5}, -\frac{\sqrt{2}}{10}, \frac{\sqrt{2}}{5}\right)$  and  $\left(-\frac{3\sqrt{2}}{5}, \frac{\sqrt{2}}{10}, -\frac{\sqrt{2}}{5}\right)$ . The ellipsoid and the three planes are shown in figure 16.5.1.



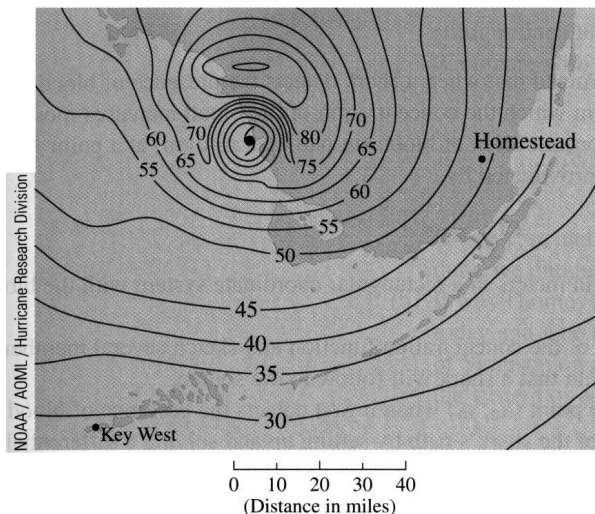
**Figure 16.5.1** Ellipsoid with two tangent planes parallel to a given plane. (AP)

□

### Exercises 16.5.

1. Find  $D_{\mathbf{u}}f$  for  $f = x^2 + xy + y^2$  in the direction of  $\mathbf{v} = \langle 2, 1 \rangle$  at the point  $(1, 1)$ .  $\Rightarrow$
2. Find  $D_{\mathbf{u}}f$  for  $f = \sin(xy)$  in the direction of  $\mathbf{v} = \langle -1, 1 \rangle$  at the point  $(3, 1)$ .  $\Rightarrow$
3. Find  $D_{\mathbf{u}}f$  for  $f = e^x \cos(y)$  in the direction 30 degrees from the positive  $x$  axis at the point  $(1, \pi/4)$ .  $\Rightarrow$

4. The temperature of a thin plate in the  $x$ - $y$  plane is  $T = x^2 + y^2$ . How fast does temperature change at the point  $(1, 5)$  moving in a direction 30 degrees from the positive  $x$  axis?  $\Rightarrow$
5. Suppose the density of a thin plate at  $(x, y)$  is  $1/\sqrt{x^2 + y^2 + 1}$ . Find the rate of change of the density at  $(2, 1)$  in a direction  $\pi/3$  radians from the positive  $x$  axis.  $\Rightarrow$
6. Suppose the electric potential at  $(x, y)$  is  $\ln \sqrt{x^2 + y^2}$ . Find the rate of change of the potential at  $(3, 4)$  toward the origin and also in a direction at a right angle to the direction toward the origin.  $\Rightarrow$
7. A plane perpendicular to the  $x$ - $y$  plane contains the point  $(2, 1, 8)$  on the paraboloid  $z = x^2 + 4y^2$ . The cross-section of the paraboloid created by this plane has slope 0 at this point. Find an equation of the plane.  $\Rightarrow$
8. A plane perpendicular to the  $x$ - $y$  plane contains the point  $(3, 2, 2)$  on the paraboloid  $36z = 4x^2 + 9y^2$ . The cross-section of the paraboloid created by this plane has slope 0 at this point. Find an equation of the plane.  $\Rightarrow$
9. Suppose the temperature at  $(x, y, z)$  is given by  $T = xy + \sin(yz)$ . In what direction should you go from the point  $(1, 1, 1)$  to decrease the temperature as quickly as possible? What is the rate of change of temperature in this direction?  $\Rightarrow$
10. Suppose the temperature at  $(x, y, z)$  is given by  $T = xyz$ . In what direction can you go from the point  $(1, 1, 1)$  to maintain the same temperature?  $\Rightarrow$
11. Find an equation for the plane tangent to  $x^2 - 3y^2 + z^2 = 7$  at  $(1, 1, 3)$ .  $\Rightarrow$
12. Find an equation for the plane tangent to  $xyz = 6$  at  $(1, 2, 3)$ .  $\Rightarrow$
13. Find a vector function for the line normal to  $x^2 + 2y^2 + 4z^2 = 26$  at  $(2, -3, -1)$ .  $\Rightarrow$
14. Find a vector function for the line normal to  $x^2 + y^2 + 9z^2 = 56$  at  $(4, 2, -2)$ .  $\Rightarrow$
15. Find a vector function for the line normal to  $x^2 + 5y^2 - z^2 = 0$  at  $(4, 2, 6)$ .  $\Rightarrow$
16. Find the directions in which the directional derivative of  $f(x, y) = x^2 + \sin(xy)$  at the point  $(1, 0)$  has the value 1.  $\Rightarrow$
17. Show that the curve  $\mathbf{r}(t) = \langle \ln(t), t \ln(t), t \rangle$  is tangent to the surface  $xz^2 - yz + \cos(xy) = 1$  at the point  $(0, 0, 1)$ .
18. A bug is crawling on the surface of a hot plate, the temperature of which at the point  $x$  units to the right of the lower left corner and  $y$  units up from the lower left corner is given by  $T(x, y) = 100 - x^2 - 3y^3$ .
  - a. If the bug is at the point  $(2, 1)$ , in what direction should it move to cool off the fastest? How fast will the temperature drop in this direction?
  - b. If the bug is at the point  $(1, 3)$ , in what direction should it move in order to maintain its temperature? $\Rightarrow$
19. The elevation on a portion of a hill is given by  $f(x, y) = 100 - 4x^2 - 2y$ . From the location above  $(2, 1)$ , in which direction will water run?  $\Rightarrow$
20. The contour map here shows wind speed in knots during Hurricane Andrew on August 24, 1992. Use it to estimate the value of the directional derivative of the wind speed at Homestead, FL, in the direction of the eye of the hurricane. Explain the meaning of your answer to a lay person.  $\Rightarrow$



21. Suppose that  $g(x, y) = y - x^2$ . Find the gradient at the point  $(-1, 3)$ . Sketch the level curve to the graph of  $g$  when  $g(x, y) = 2$ , and plot both the tangent line and the gradient vector at the point  $(-1, 3)$ . (Make your sketch large). What do you notice, geometrically?  $\Rightarrow$
22. The gradient  $\nabla f$  is a vector valued function of two variables. Prove the following gradient rules. Assume  $f(x, y)$  and  $g(x, y)$  are differentiable functions.
- $\nabla(fg) = f\nabla(g) + g\nabla(f)$
  - $\nabla(f/g) = (g\nabla f - f\nabla g)/g^2$
  - $\nabla((f(x, y))^n) = nf(x, y)^{n-1}\nabla f$

## 16.6 HIGHER ORDER DERIVATIVES

In single variable calculus we saw that the second derivative is often useful: in appropriate circumstances it measures acceleration; it can be used to identify maximum and minimum points; it tells us something about how sharply curved a graph is. Not surprisingly, second derivatives are also useful in the multi-variable case, but again not surprisingly, things are a bit more complicated.

It's easy to see where some complication is going to come from: with two variables there are four possible second derivatives. To take a "derivative," we must take a partial derivative with respect to  $x$  or  $y$ , and there are four ways to do it:  $x$  then  $x$ ,  $x$  then  $y$ ,  $y$  then  $x$ ,  $y$  then  $y$ .

**EXAMPLE 16.6.1** Compute all four second derivatives of  $f(x, y) = x^2y^2$ .

Using an obvious notation, we get:

$$f_{xx} = 2y^2 \quad f_{xy} = 4xy \quad f_{yx} = 4xy \quad f_{yy} = 2x^2.$$

□

You will have noticed that two of these are the same, the “mixed partials” computed by taking partial derivatives with respect to both variables in the two possible orders. This is not an accident—as long as the function is reasonably nice, this will always be true.

**THEOREM 16.6.2 Clairaut’s Theorem** If the mixed partial derivatives are continuous, they are equal. ■

**EXAMPLE 16.6.3** Compute the mixed partials of  $f = xy/(x^2 + y^2)$ .

$$f_x = \frac{y^3 - x^2y}{(x^2 + y^2)^2} \quad f_{xy} = -\frac{x^4 - 6x^2y^2 + y^4}{(x^2 + y^2)^3}$$

We leave  $f_{yx}$  as an exercise. □

### Exercises 16.6.

- Find all first and second partial derivatives of  $f = xy/(x^2 + y^2)$ .  $\Rightarrow$
- Find all first and second partial derivatives of  $x^3y^2 + y^5$ .  $\Rightarrow$
- Find all first and second partial derivatives of  $4x^3 + xy^2 + 10$ .  $\Rightarrow$
- Find all first and second partial derivatives of  $x \sin y$ .  $\Rightarrow$
- Find all first and second partial derivatives of  $\sin(3x) \cos(2y)$ .  $\Rightarrow$
- Find all first and second partial derivatives of  $e^{x+y^2}$ .  $\Rightarrow$
- Find all first and second partial derivatives of  $\ln \sqrt{x^3 + y^4}$ .  $\Rightarrow$
- Find all first and second partial derivatives of  $z$  with respect to  $x$  and  $y$  if  $x^2 + 4y^2 + 16z^2 - 64 = 0$ .  $\Rightarrow$
- Find all first and second partial derivatives of  $z$  with respect to  $x$  and  $y$  if  $xy + yz + xz = 1$ .  $\Rightarrow$
- Let  $\alpha$  and  $k$  be constants. Prove that the function  $u(x, t) = e^{-\alpha^2 k^2 t} \sin(kx)$  is a solution to the heat equation  $u_t = \alpha^2 u_{xx}$
- Let  $a$  be a constant. Prove that  $u = \sin(x - at) + \ln(x + at)$  is a solution to the wave equation  $u_{tt} = a^2 u_{xx}$ .
- How many third-order derivatives does a function of 2 variables have? How many of these are distinct?
- How many  $n$ th order derivatives does a function of 2 variables have? How many of these are distinct?

## 16.7 MAXIMA AND MINIMA

Suppose a surface given by  $f(x, y)$  has a local maximum at  $(x_0, y_0, z_0)$ ; geometrically, this point on the surface looks like the top of a hill. If we look at the cross-section in the plane  $y = y_0$ , we will see a local maximum on the curve at  $(x_0, z_0)$ , and we know from single-variable calculus that  $\frac{\partial z}{\partial x} = 0$  at this point. Likewise, in the plane  $x = x_0$ ,  $\frac{\partial z}{\partial y} = 0$ .

So if there is a local maximum at  $(x_0, y_0, z_0)$ , both partial derivatives at the point must be zero, and likewise for a local minimum. Thus, to find local maximum and minimum points, we need only consider those points at which both partial derivatives are 0. As in the single-variable case, it is possible for the derivatives to be 0 at a point that is neither a maximum or a minimum, so we need to test these points further.

You will recall that in the single variable case, we examined three methods to identify maximum and minimum points; the most useful is the second derivative test, though it does not always work. For functions of two variables there is also a second derivative test; again it is by far the most useful test, though it doesn't always work.

**THEOREM 16.7.1** Suppose that the second partial derivatives of  $f(x, y)$  are continuous near  $(x_0, y_0)$ , and  $f_x(x_0, y_0) = f_y(x_0, y_0) = 0$ . We denote by  $D$  the **discriminant**:

$$D(x_0, y_0) = f_{xx}(x_0, y_0)f_{yy}(x_0, y_0) - f_{xy}(x_0, y_0)^2.$$

If  $D > 0$ :

if  $f_{xx}(x_0, y_0) < 0$ : there is a local maximum at  $(x_0, y_0)$ ;

if  $f_{xx}(x_0, y_0) > 0$ : there is a local minimum at  $(x_0, y_0)$ ;

if  $D < 0$ : there is neither a maximum nor a minimum at  $(x_0, y_0)$ ;

if  $D = 0$ : the test fails. ■

**EXAMPLE 16.7.2** Verify that  $f(x, y) = x^2 + y^2$  has a minimum at  $(0, 0)$ .

First, we compute all the needed derivatives:

$$f_x = 2x \quad f_y = 2y \quad f_{xx} = 2 \quad f_{yy} = 2 \quad f_{xy} = 0.$$

The derivatives  $f_x$  and  $f_y$  are zero only at  $(0, 0)$ . Applying the second derivative test there:

$$D(0, 0) = f_{xx}(0, 0)f_{yy}(0, 0) - f_{xy}(0, 0)^2 = 2 \cdot 2 - 0 = 4 > 0$$

and

$$f_{xx}(0, 0) = 2 > 0,$$

so there is a local minimum at  $(0, 0)$ , and there are no other possibilities. □

**EXAMPLE 16.7.3** Find all local maxima and minima for  $f(x, y) = x^2 - y^2$ .

The derivatives:

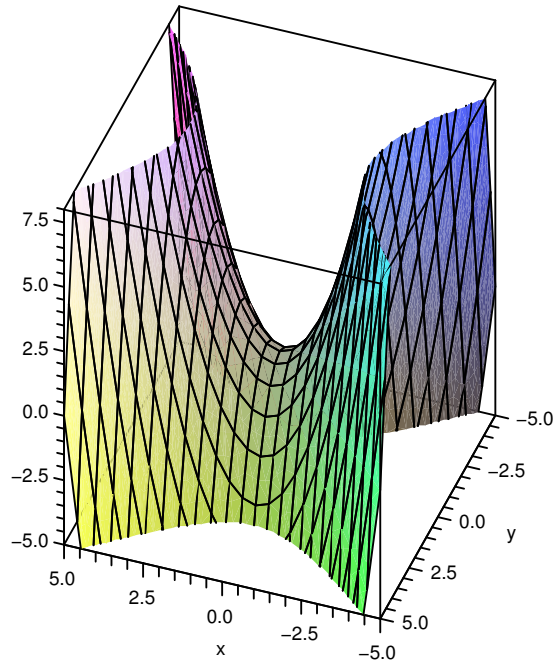
$$f_x = 2x \quad f_y = -2y \quad f_{xx} = 2 \quad f_{yy} = -2 \quad f_{xy} = 0.$$

Again there is a single critical point, at  $(0, 0)$ , and

$$D(0, 0) = f_{xx}(0, 0)f_{yy}(0, 0) - f_{xy}(0, 0)^2 = 2 \cdot -2 - 0 = -4 < 0,$$

so there is neither a maximum nor minimum there, and so there are no local maxima or minima. The surface is shown in figure 16.7.1. □





**Figure 16.7.1** A saddle point, neither a maximum nor a minimum. (AP)

**EXAMPLE 16.7.4** Find all local maxima and minima for  $f(x, y) = x^4 + y^4$ .

The derivatives:

$$f_x = 4x^3 \quad f_y = 4y^3 \quad f_{xx} = 12x^2 \quad f_{yy} = 12y^2 \quad f_{xy} = 0.$$

Again there is a single critical point, at  $(0, 0)$ , and

$$D(0, 0) = f_{xx}(0, 0)f_{yy}(0, 0) - f_{xy}(0, 0)^2 = 0 \cdot 0 - 0 = 0,$$

so we get no information. However, in this case it is easy to see that there is a minimum at  $(0, 0)$ , because  $f(0, 0) = 0$  and at all other points  $f(x, y) > 0$ .  $\square$

**EXAMPLE 16.7.5** Find all local maxima and minima for  $f(x, y) = x^3 + y^3$ .

The derivatives:

$$f_x = 3x^2 \quad f_y = 3y^2 \quad f_{xx} = 6x \quad f_{yy} = 6y \quad f_{xy} = 0.$$

Again there is a single critical point, at  $(0, 0)$ , and

$$D(0, 0) = f_{xx}(0, 0)f_{yy}(0, 0) - f_{xy}(0, 0)^2 = 0 \cdot 0 - 0 = 0,$$

so we get no information. In this case, a little thought shows there is neither a maximum nor a minimum at  $(0, 0)$ : when  $x$  and  $y$  are both positive,  $f(x, y) > 0$ , and when  $x$  and

$y$  are both negative,  $f(x, y) < 0$ , and there are points of both kinds arbitrarily close to  $(0, 0)$ . Alternately, if we look at the cross-section when  $y = 0$ , we get  $f(x, 0) = x^3$ , which does not have either a maximum or minimum at  $x = 0$ .  $\square$

**EXAMPLE 16.7.6** Suppose a box with no top is to hold a certain volume  $V$ . Find the dimensions for the box that result in the minimum surface area.

The area of the box is  $A = 2hw + 2hl + lw$ , and the volume is  $V = lwh$ , so we can write the area as a function of two variables,

$$A(l, w) = \frac{2V}{l} + \frac{2V}{w} + lw.$$

Then

$$A_l = -\frac{2V}{l^2} + w \quad \text{and} \quad A_w = -\frac{2V}{w^2} + l.$$

If we set these equal to zero and solve, we find  $w = (2V)^{1/3}$  and  $l = (2V)^{1/3}$ , and the corresponding height is  $h = V/(2V)^{2/3}$ .

The second derivatives are

$$A_{ll} = \frac{4V}{l^3} \quad A_{ww} = \frac{4V}{w^3} \quad A_{lw} = 1,$$

so the discriminant is

$$D = \frac{4V}{l^3} \frac{4V}{w^3} - 1 = 4 - 1 = 3 > 0.$$

Since  $A_{ll}$  is 2, there is a local minimum at the critical point. Is this a global minimum? It is, but it is difficult to see this analytically; physically and graphically it is clear that there is a minimum, in which case it must be at the single critical point. This [applet](#) shows an example of such a graph. Note that we must choose a value for  $V$  in order to graph it.  $\square$

Recall that when we did single variable global maximum and minimum problems, the easiest cases were those for which the variable could be limited to a finite closed interval, for then we simply had to check all critical values and the endpoints. The previous example is difficult because there is no finite boundary to the domain of the problem—both  $w$  and  $l$  can be in  $(0, \infty)$ . As in the single variable case, the problem is often simpler when there is a finite boundary.

**THEOREM 16.7.7** If  $f(x, y)$  is continuous on a closed and bounded subset of  $\mathbb{R}^2$ , then it has both a maximum and minimum value.  $\blacksquare$

As in the case of single variable functions, this means that the maximum and minimum values must occur at a critical point or on the boundary; in the two variable case, however, the boundary is a curve, not merely two endpoints.

**EXAMPLE 16.7.8** The length of the diagonal of a box is to be 1 meter; find the maximum possible volume.

If the box is placed with one corner at the origin, and sides along the axes, the length of the diagonal is  $\sqrt{x^2 + y^2 + z^2}$ , and the volume is

$$V = xyz = xy\sqrt{1 - x^2 - y^2}.$$

Clearly,  $x^2 + y^2 \leq 1$ , so the domain we are interested in is the quarter of the unit disk in the first quadrant. Computing derivatives:

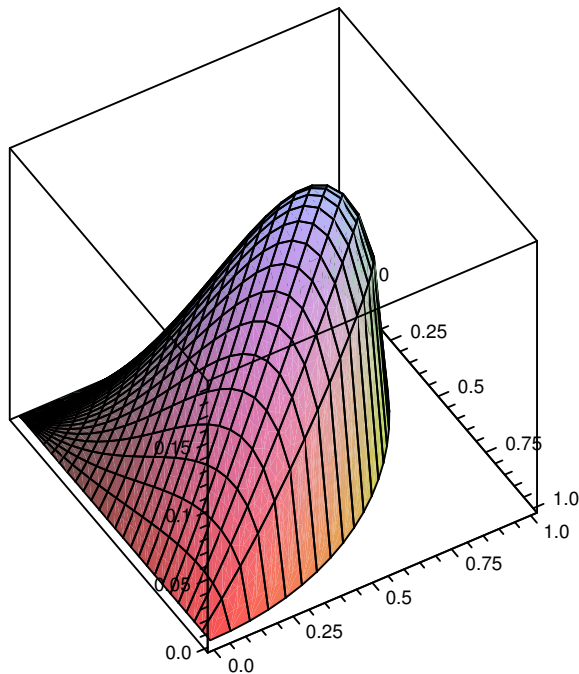
$$V_x = \frac{y - 2yx^2 - y^3}{\sqrt{1 - x^2 - y^2}}$$

$$V_y = \frac{x - 2xy^2 - x^3}{\sqrt{1 - x^2 - y^2}}$$

If these are both 0, then  $x = 0$  or  $y = 0$ , or  $x = y = 1/\sqrt{3}$ . The boundary of the domain is composed of three curves:  $x = 0$  for  $y \in [0, 1]$ ;  $y = 0$  for  $x \in [0, 1]$ ; and  $x^2 + y^2 = 1$ , where  $x \geq 0$  and  $y \geq 0$ . In all three cases, the volume  $xy\sqrt{1 - x^2 - y^2}$  is 0, so the maximum occurs at the only critical point  $(1/\sqrt{3}, 1/\sqrt{3}, 1/\sqrt{3})$ , giving a volume of  $1/(3\sqrt{3})$ . See figure 16.7.2.  $\square$

### Exercises 16.7.

1. Find all local maximum and minimum points of  $f = x^2 + 4y^2 - 2x + 8y - 1$ .  $\Rightarrow$
2. Find all local maximum and minimum points of  $f = x^2 - y^2 + 6x - 10y + 2$ .  $\Rightarrow$
3. Find all local maximum and minimum points of  $f = xy$ .  $\Rightarrow$
4. Find all local maximum and minimum points of  $f = 9 + 4x - y - 2x^2 - 3y^2$ .  $\Rightarrow$
5. Find all local maximum and minimum points of  $f = x^2 + 4xy + y^2 - 6y + 1$ .  $\Rightarrow$
6. Find all local maximum and minimum points of  $f = x^2 - xy + 2y^2 - 5x + 6y - 9$ .  $\Rightarrow$
7. Find the absolute maximum and minimum points of  $f = x^2 + 3y - 3xy$  over the region bounded by  $y = x$ ,  $y = 0$ , and  $x = 2$ .  $\Rightarrow$
8. A six-sided rectangular box is to hold  $1/2$  cubic meter; what shape should the box be to minimize surface area?  $\Rightarrow$
9. The post office will accept packages whose combined length and girth is at most 130 inches. (Girth is the maximum distance around the package perpendicular to the length; for a rectangular box, the length is the largest of the three dimensions.) What is the largest volume that can be sent in a rectangular box?  $\Rightarrow$



**Figure 16.7.2** The volume of a box with fixed length diagonal.

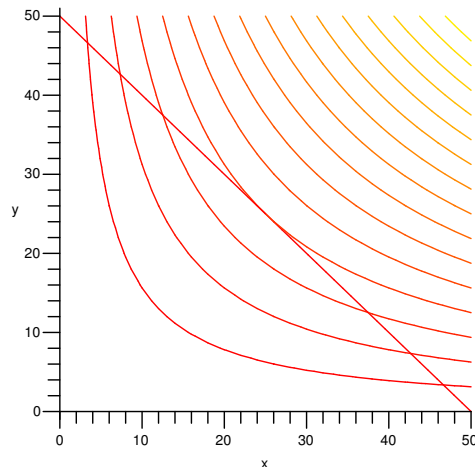
10. The bottom of a rectangular box costs twice as much per unit area as the sides and top. Find the shape for a given volume that will minimize cost.  $\Rightarrow$
11. Using the methods of this section, find the shortest distance from the origin to the plane  $x + y + z = 10$ .  $\Rightarrow$
12. Using the methods of this section, find the shortest distance from the point  $(x_0, y_0, z_0)$  to the plane  $ax + by + cz = d$ . You may assume that  $c \neq 0$ ; use of Sage or similar software is recommended.  $\Rightarrow$
13. A trough is to be formed by bending up two sides of a long metal rectangle so that the cross-section of the trough is an isosceles trapezoid, as in figure 6.2.6. If the width of the metal sheet is 2 meters, how should it be bent to maximize the volume of the trough?  $\Rightarrow$
14. Given the three points  $(1, 4)$ ,  $(5, 2)$ , and  $(3, -2)$ ,  $(x - 1)^2 + (y - 4)^2 + (x - 5)^2 + (y - 2)^2 + (x - 3)^2 + (y + 2)^2$  is the sum of the squares of the distances from point  $(x, y)$  to the three points. Find  $x$  and  $y$  so that this quantity is minimized.  $\Rightarrow$
15. Suppose that  $f(x, y) = x^2 + y^2 + kxy$ . Find and classify the critical points, and discuss how they change when  $k$  takes on different values.
16. Find the shortest distance from the point  $(0, b)$  to the parabola  $y = x^2$ .  $\Rightarrow$
17. Find the shortest distance from the point  $(0, 0, b)$  to the paraboloid  $z = x^2 + y^2$ .  $\Rightarrow$
18. Consider the function  $f(x, y) = x^3 - 3x^2y + y^3$ .
  - a. Show that  $(0, 0)$  is the only critical point of  $f$ .
  - b. Show that the discriminant test is inconclusive for  $f$ .
  - c. Determine the cross-sections of  $f$  obtained by setting  $y = kx$  for various values of  $k$ .

- d. What kind of critical point is  $(0, 0)$ ?
19. Find the volume of the largest rectangular box with edges parallel to the axes that can be inscribed in the ellipsoid  $2x^2 + 72y^2 + 18z^2 = 288$ .  $\Rightarrow$

## 16.8 LAGRANGE MULTIPLIERS

Many applied max/min problems take the form of the last two examples: we want to find an extreme value of a function, like  $V = xyz$ , subject to a constraint, like  $1 = \sqrt{x^2 + y^2 + z^2}$ . Often this can be done, as we have, by explicitly combining the equations and then finding critical points. There is another approach that is often convenient, the method of **Lagrange multipliers**.

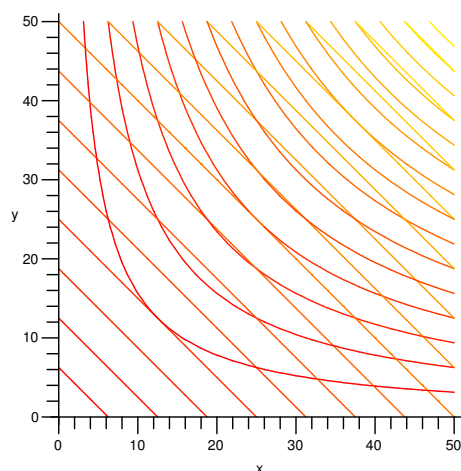
It is somewhat easier to understand two variable problems, so we begin with one as an example. Suppose the perimeter of a rectangle is to be 100 units. Find the rectangle with largest area. This is a fairly straightforward problem from single variable calculus. We write down the two equations:  $A = xy$ ,  $P = 100 = 2x + 2y$ , solve the second of these for  $y$  (or  $x$ ), substitute into the first, and end up with a one-variable maximization problem. Let's now think of it differently: the equation  $A = xy$  defines a surface, and the equation  $100 = 2x + 2y$  defines a curve (a line, in this case) in the  $x$ - $y$  plane. If we graph both of these in the three-dimensional coordinate system, we can phrase the problem like this: what is the highest point on the surface above the line? The solution we already understand effectively produces the equation of the cross-section of the surface above the line and then treats it as a single variable problem. Instead, imagine that we draw the level curves (the contour lines) for the surface in the  $x$ - $y$  plane, along with the line.



**Figure 16.8.1** Constraint line with contour plot of the surface  $xy$ .

Imagine that the line represents a hiking trail and the contour lines are, as on a topographic map, the lines of constant altitude. How could you estimate, based on the graph, the high (or low) points on the path? As the path crosses contour lines, you know the path must be increasing or decreasing in elevation. At some point you will see the path just touch a contour line (tangent to it), and then begin to cross contours in the opposite order—that point of tangency must be a maximum or minimum point. If we can identify all such points, we can then check them to see which gives the maximum and which the minimum value. As usual, we also need to check boundary points; in this problem, we know that  $x$  and  $y$  are positive, so we are interested in just the portion of the line in the first quadrant, as shown. The endpoints of the path, the two points on the axes, are not points of tangency, but they are the two places that the function  $xy$  is a minimum in the first quadrant.

How can we actually make use of this? At the points of tangency that we seek, the constraint curve (in this case the line) and the level curve have the same slope—their tangent lines are parallel. This also means that the constraint curve is perpendicular to the gradient vector of the function; going a bit further, if we can express the constraint curve itself as a level curve, then we seek the points at which the two level curves have parallel gradients. The curve  $100 = 2x + 2y$  can be thought of as a level curve of the function  $2x + 2y$ ; figure 16.8.2 shows both sets of level curves on a single graph. We are interested in those points where two level curves are tangent—but there are many such points, in fact an infinite number, as we've only shown a few of the level curves. All along the line  $y = x$  are points at which two level curves are tangent. While this might seem to be a show-stopper, it is not.



**Figure 16.8.2** Contour plots for  $2x + 2y$  and  $xy$ .

The gradient of  $2x + 2y$  is  $\langle 2, 2 \rangle$ , and the gradient of  $xy$  is  $\langle y, x \rangle$ . They are parallel when  $\langle 2, 2 \rangle = \lambda \langle y, x \rangle$ , that is, when  $2 = \lambda y$  and  $2 = \lambda x$ . We have two equations in three unknowns, which typically results in many solutions (as we expected). A third equation will reduce the number of solutions; the third equation is the original constraint,  $100 = 2x + 2y$ . So we have the following system to solve:

$$2 = \lambda y \quad 2 = \lambda x \quad 100 = 2x + 2y.$$

In the first two equations,  $\lambda$  can't be 0, so we may divide by it to get  $x = y = 2/\lambda$ . Substituting into the third equation we get

$$\begin{aligned} 2\frac{2}{\lambda} + 2\frac{2}{\lambda} &= 100 \\ \frac{8}{100} &= \lambda \end{aligned}$$

so  $x = y = 25$ . Note that we are not really interested in the value of  $\lambda$ —it is a clever tool, the Lagrange multiplier, introduced to solve the problem. In many cases, as here, it is easier to find  $\lambda$  than to find everything else without using  $\lambda$ .

The same method works for functions of three variables, except of course everything is one dimension higher: the function to be optimized is a function of three variables and the constraint represents a surface—for example, the function may represent temperature, and we may be interested in the maximum temperature on some surface, like a sphere. The points we seek are those at which the constraint surface is tangent to a level surface of the function. Once again, we consider the constraint surface to be a level surface of some function, and we look for points at which the two gradients are parallel, giving us three equations in four unknowns. The constraint provides a fourth equation.

**EXAMPLE 16.8.1** Recall example 16.7.8: the diagonal of a box is 1, we seek to maximize the volume. The constraint is  $1 = \sqrt{x^2 + y^2 + z^2}$ , which is the same as  $1 = x^2 + y^2 + z^2$ . The function to maximize is  $xyz$ . The two gradient vectors are  $\langle 2x, 2y, 2z \rangle$  and  $\langle yz, xz, xy \rangle$ , so the equations to be solved are

$$\begin{aligned} yz &= 2x\lambda \\ xz &= 2y\lambda \\ xy &= 2z\lambda \\ 1 &= x^2 + y^2 + z^2 \end{aligned}$$

If  $\lambda = 0$  then at least two of  $x, y, z$  must be 0, giving a volume of 0, which will not be the maximum. If we multiply the first two equations by  $x$  and  $y$  respectively, we get

$$\begin{aligned} xyz &= 2x^2\lambda \\ xyz &= 2y^2\lambda \end{aligned}$$

so  $2x^2\lambda = 2y^2\lambda$  or  $x^2 = y^2$ ; in the same way we can show  $x^2 = z^2$ . Hence the fourth equation becomes  $1 = x^2 + x^2 + x^2$  or  $x = 1/\sqrt{3}$ , and so  $x = y = z = 1/\sqrt{3}$  gives the maximum volume. This is of course the same answer we obtained previously.  $\square$

Another possibility is that we have a function of three variables, and we want to find a maximum or minimum value not on a surface but on a curve; often the curve is the intersection of two surfaces, so that we really have two constraint equations, say  $g(x, y, z) = c_1$  and  $h(x, y, z) = c_2$ . It turns out that at points on the intersection of the surfaces where  $f$  has a maximum or minimum value,

$$\nabla f = \lambda \nabla g + \mu \nabla h.$$

As before, this gives us three equations, one for each component of the vectors, but now in five unknowns,  $x$ ,  $y$ ,  $z$ ,  $\lambda$ , and  $\mu$ . Since there are two constraint functions, we have a total of five equations in five unknowns, and so can usually find the solutions we need.

**EXAMPLE 16.8.2** The plane  $x + y - z = 1$  intersects the cylinder  $x^2 + y^2 = 1$  in an ellipse. Find the points on the ellipse closest to and farthest from the origin.

We want the extreme values of  $f = \sqrt{x^2 + y^2 + z^2}$  subject to the constraints  $g = x^2 + y^2 = 1$  and  $h = x + y - z = 1$ . To simplify the algebra, we may use instead  $f = x^2 + y^2 + z^2$ , since this has a maximum or minimum value at exactly the points at which  $\sqrt{x^2 + y^2 + z^2}$  does. The gradients are

$$\nabla f = \langle 2x, 2y, 2z \rangle \quad \nabla g = \langle 2x, 2y, 0 \rangle \quad \nabla h = \langle 1, 1, -1 \rangle,$$

so the equations we need to solve are

$$\begin{aligned} 2x &= \lambda 2x + \mu \\ 2y &= \lambda 2y + \mu \\ 2z &= 0 - \mu \\ 1 &= x^2 + y^2 \\ 1 &= x + y - z. \end{aligned}$$

Subtracting the first two we get  $2y - 2x = \lambda(2y - 2x)$ , so either  $\lambda = 1$  or  $x = y$ . If  $\lambda = 1$  then  $\mu = 0$ , so  $z = 0$  and the last two equations are

$$1 = x^2 + y^2 \quad \text{and} \quad 1 = x + y.$$

Solving these gives  $x = 1, y = 0$ , or  $x = 0, y = 1$ , so the points of interest are  $(1, 0, 0)$  and  $(0, 1, 0)$ , which are both distance 1 from the origin. If  $x = y$ , the fourth equation is  $2x^2 = 1$ ,



giving  $x = y = \pm 1/\sqrt{2}$ , and from the fifth equation we get  $z = -1 \pm \sqrt{2}$ . The distance from the origin to  $(1/\sqrt{2}, 1/\sqrt{2}, -1 + \sqrt{2})$  is  $\sqrt{4 - 2\sqrt{2}} \approx 1.08$  and the distance from the origin to  $(-1/\sqrt{2}, -1/\sqrt{2}, -1 - \sqrt{2})$  is  $\sqrt{4 + 2\sqrt{2}} \approx 2.6$ . Thus, the points  $(1, 0, 0)$  and  $(0, 1, 0)$  are closest to the origin and  $(-1/\sqrt{2}, -1/\sqrt{2}, -1 - \sqrt{2})$  is farthest from the origin. This [applet](#) shows the cylinder, the plane, the four points of interest, and the origin.  $\square$

### Exercises 16.8.

1. A six-sided rectangular box is to hold  $1/2$  cubic meter; what shape should the box be to minimize surface area?  $\Rightarrow$
2. The post office will accept packages whose combined length and girth are at most 130 inches (girth is the maximum distance around the package perpendicular to the length). What is the largest volume that can be sent in a rectangular box?  $\Rightarrow$
3. The bottom of a rectangular box costs twice as much per unit area as the sides and top. Find the shape for a given volume that will minimize cost.  $\Rightarrow$
4. Using Lagrange multipliers, find the shortest distance from the point  $(x_0, y_0, z_0)$  to the plane  $ax + by + cz = d$ .  $\Rightarrow$
5. Find all points on the surface  $xy - z^2 + 1 = 0$  that are closest to the origin.  $\Rightarrow$
6. The material for the bottom of an aquarium costs half as much as the high strength glass for the four sides. Find the shape of the cheapest aquarium that holds a given volume  $V$ .  $\Rightarrow$
7. The plane  $x - y + z = 2$  intersects the cylinder  $x^2 + y^2 = 4$  in an ellipse. Find the points on the ellipse closest to and farthest from the origin.  $\Rightarrow$
8. Find three positive numbers whose sum is 48 and whose product is as large as possible.  $\Rightarrow$
9. Find all points on the plane  $x + y + z = 5$  in the first octant at which  $f(x, y, z) = xy^2z^2$  has a maximum value.  $\Rightarrow$
10. Find the points on the surface  $x^2 - yz = 5$  that are closest to the origin.  $\Rightarrow$
11. A manufacturer makes two models of an item, standard and deluxe. It costs \$40 to manufacture the standard model and \$60 for the deluxe. A market research firm estimates that if the standard model is priced at  $x$  dollars and the deluxe at  $y$  dollars, then the manufacturer will sell  $500(y - x)$  of the standard items and  $45,000 + 500(x - 2y)$  of the deluxe each year. How should the items be priced to maximize profit?  $\Rightarrow$
12. A length of sheet metal is to be made into a water trough by bending up two sides as shown in figure 16.8.3. Find  $x$  and  $\phi$  so that the trapezoid-shaped cross section has maximum area, when the width of the metal sheet is 2 meters (that is,  $2x + y = 2$ ).  $\Rightarrow$

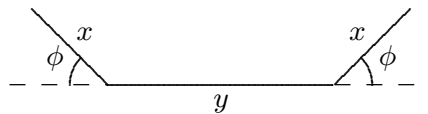


Figure 16.8.3 Cross-section of a trough.

13. Find the maximum and minimum values of  $f(x, y, z) = 6x + 3y + 2z$  subject to the constraint  $g(x, y, z) = 4x^2 + 2y^2 + z^2 - 70 = 0$ .  $\Rightarrow$

**398 Chapter 16 Partial Differentiation**

14. Find the maximum and minimum values of  $f(x, y) = e^{xy}$  subject to the constraint  $g(x, y) = x^3 + y^3 - 16 = 0$ .  $\Rightarrow$
15. Find the maximum and minimum values of  $f(x, y) = xy + \sqrt{9 - x^2 - y^2}$  when  $x^2 + y^2 \leq 9$ .  
 $\Rightarrow$
16. Find three real numbers whose sum is 9 and the sum of whose squares is as small as possible.  
 $\Rightarrow$
17. Find the dimensions of the closed rectangular box with maximum volume that can be inscribed in the unit sphere.  $\Rightarrow$
18. Find the isosceles triangle with perimeter 12 and maximum area.  $\Rightarrow$

# 17

## Multiple Integration

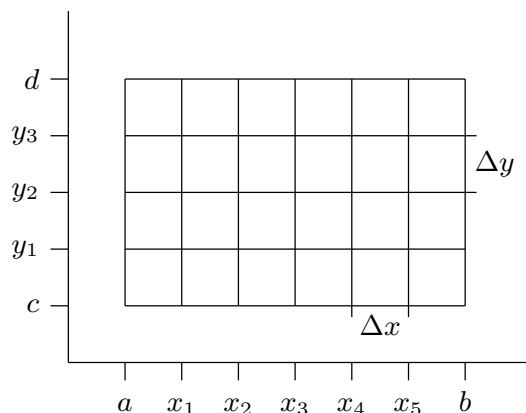
### 17.1 VOLUME AND AVERAGE HEIGHT

Consider a surface  $f(x, y)$ ; you might temporarily think of this as representing physical topography—a hilly landscape, perhaps. What is the average height of the surface (or average altitude of the landscape) over some region?

As with most such problems, we start by thinking about how we might approximate the answer. Suppose the region is a rectangle,  $[a, b] \times [c, d]$ . We can divide the rectangle into a grid,  $m$  subdivisions in one direction and  $n$  in the other, as indicated in figure 17.1.1. We pick  $x$  values  $x_0, x_1, \dots, x_{m-1}$  in each subdivision in the  $x$  direction, and similarly in the  $y$  direction. At each of the points  $(x_i, y_j)$  in one of the smaller rectangles in the grid, we compute the height of the surface:  $f(x_i, y_j)$ . Now the average of these heights should be (depending on the fineness of the grid) close to the average height of the surface:

$$\frac{f(x_0, y_0) + f(x_1, y_0) + \cdots + f(x_0, y_1) + f(x_1, y_1) + \cdots + f(x_{m-1}, y_{n-1})}{mn}.$$

As both  $m$  and  $n$  go to infinity, we expect this approximation to converge to a fixed value, the actual average height of the surface. For reasonably nice functions this does indeed happen.



**Figure 17.1.1** A rectangular subdivision of  $[a, b] \times [c, d]$ .

Using sigma notation, we can rewrite the approximation:

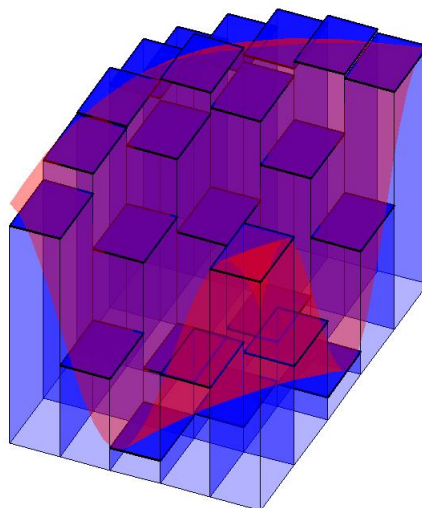
$$\begin{aligned} \frac{1}{mn} \sum_{i=0}^{n-1} \sum_{j=0}^{m-1} f(x_j, y_i) &= \frac{1}{(b-a)(d-c)} \sum_{i=0}^{n-1} \sum_{j=0}^{m-1} f(x_j, y_i) \frac{b-a}{m} \frac{d-c}{n} \\ &= \frac{1}{(b-a)(d-c)} \sum_{i=0}^{n-1} \sum_{j=0}^{m-1} f(x_j, y_i) \Delta x \Delta y. \end{aligned}$$

The two parts of this product have useful meaning:  $(b-a)(d-c)$  is of course the area of the rectangle, and the double sum adds up  $mn$  terms of the form  $f(x_j, y_i)\Delta x\Delta y$ , which is the height of the surface at a point times the area of one of the small rectangles into which we have divided the large rectangle. In short, each term  $f(x_j, y_i)\Delta x\Delta y$  is the volume of a tall, thin, rectangular box, and is approximately the volume under the surface and above one of the small rectangles; see figure 17.1.2. When we add all of these up, we get an approximation to the volume under the surface and above the rectangle  $R = [a, b] \times [c, d]$ . When we take the limit as  $m$  and  $n$  go to infinity, the double sum becomes the actual volume under the surface, which we divide by  $(b-a)(d-c)$  to get the average height.

Double sums like this come up in many applications, so in a way it is the most important part of this example; dividing by  $(b-a)(d-c)$  is a simple extra step that allows the computation of an average. As we did in the single variable case, we introduce a special notation for the limit of such a double sum:

$$\lim_{m, n \rightarrow \infty} \sum_{i=0}^{n-1} \sum_{j=0}^{m-1} f(x_j, y_i) \Delta x \Delta y = \iint_R f(x, y) dx dy = \iint_R f(x, y) dA,$$

the **double integral** of  $f$  over the region  $R$ . The notation  $dA$  indicates a small bit of area, without specifying any particular order for the variables  $x$  and  $y$ ; it is shorter and



**Figure 17.1.2** Approximating the volume under a surface.

more “generic” than writing  $dx dy$ . The average height of the surface in this notation is

$$\frac{1}{(b-a)(d-c)} \iint_R f(x, y) dA.$$

The next question, of course, is: How do we compute these double integrals? You might think that we will need some two-dimensional version of the Fundamental Theorem of Calculus, but as it turns out we can get away with just the single variable version, applied twice.

Going back to the double sum, we can rewrite it to emphasize a particular order in which we want to add the terms:

$$\sum_{i=0}^{n-1} \left( \sum_{j=0}^{m-1} f(x_j, y_i) \Delta x \right) \Delta y.$$

In the sum in parentheses, only the value of  $x_j$  is changing;  $y_i$  is temporarily constant. As  $m$  goes to infinity, this sum has the right form to turn into an integral:

$$\lim_{m \rightarrow \infty} \sum_{j=0}^{m-1} f(x_j, y_i) \Delta x = \int_a^b f(x, y_i) dx.$$

So after we take the limit as  $m$  goes to infinity, the sum is

$$\sum_{i=0}^{n-1} \left( \int_a^b f(x, y_i) dx \right) \Delta y.$$

Of course, for different values of  $y_i$  this integral has different values; in other words, it is really a function applied to  $y_i$ :

$$G(y) = \int_a^b f(x, y) dx.$$

If we substitute back into the sum we get

$$\sum_{i=0}^{n-1} G(y_i) \Delta y.$$

This sum has a nice interpretation. The value  $G(y_i)$  is the area of a cross section of the region under the surface  $f(x, y)$ , namely, when  $y = y_i$ . The quantity  $G(y_i) \Delta y$  can be interpreted as the volume of a solid with face area  $G(y_i)$  and thickness  $\Delta y$ . Think of the surface  $f(x, y)$  as the top of a loaf of sliced bread. Each slice has a cross-sectional area and a thickness;  $G(y_i) \Delta y$  corresponds to the volume of a single slice of bread. Adding these up approximates the total volume of the loaf. (This is very similar to the technique we used to compute volumes in section 8.3, except that there we need the cross-sections to be in some way “the same”.) Figure 17.1.3 shows this “sliced loaf” approximation using the same surface as shown in figure 17.1.2. Nicely enough, this sum looks just like the sort of sum that turns into an integral, namely,

$$\begin{aligned} \lim_{n \rightarrow \infty} \sum_{i=0}^{n-1} G(y_i) \Delta y &= \int_c^d G(y) dy \\ &= \int_c^d \int_a^b f(x, y) dx dy. \end{aligned}$$

Let’s be clear about what this means: we first will compute the inner integral, temporarily treating  $y$  as a constant. We will do this by finding an anti-derivative with respect to  $x$ , then substituting  $x = a$  and  $x = b$  and subtracting, as usual. The result will be an expression with no  $x$  variable but some occurrences of  $y$ . Then the outer integral will be an ordinary one-variable problem, with  $y$  as the variable.


**EXAMPLE 17.1.1** Figure 17.1.2 shows the function  $\sin(xy) + 6/5$  on  $[0.5, 3.5] \times [0.5, 2.5]$ . The volume under this surface is

$$\int_{0.5}^{2.5} \int_{0.5}^{3.5} \sin(xy) + \frac{6}{5} dx dy.$$

The inner integral is

$$\int_{0.5}^{3.5} \sin(xy) + \frac{6}{5} dx = \frac{-\cos(xy)}{y} + \frac{6x}{5} \Big|_{0.5}^{3.5} = \frac{-\cos(3.5y)}{y} + \frac{\cos(0.5y)}{y} + \frac{18}{5}.$$

Unfortunately, this gives a function for which we can’t find a simple anti-derivative. To complete the problem we could use Sage or similar software to approximate the integral.



**Figure 17.1.3** Approximating the volume under a surface with slices. (AP)

Doing this gives a volume of approximately 8.84, so the average height is approximately  $8.84/6 \approx 1.47$ .  $\square$

Because addition and multiplication are commutative and associative, we can rewrite the original double sum:

$$\sum_{i=0}^{n-1} \sum_{j=0}^{m-1} f(x_j, y_i) \Delta x \Delta y = \sum_{j=0}^{m-1} \sum_{i=0}^{n-1} f(x_j, y_i) \Delta y \Delta x.$$

Now if we repeat the development above, the inner sum turns into an integral:

$$\lim_{n \rightarrow \infty} \sum_{i=0}^{n-1} f(x_j, y_i) \Delta y = \int_c^d f(x_j, y) dy,$$

and then the outer sum turns into an integral:

$$\lim_{m \rightarrow \infty} \sum_{j=0}^{m-1} \left( \int_c^d f(x_j, y) dy \right) \Delta x = \int_a^b \int_c^d f(x, y) dy dx.$$

In other words, we can compute the integrals in either order, first with respect to  $x$  then  $y$ , or vice versa. Thinking of the loaf of bread, this corresponds to slicing the loaf in a direction perpendicular to the first.

We haven't really proved that the value of a double integral is equal to the value of the corresponding two single integrals in either order of integration, but provided the function is reasonably nice, this is true; the result is called **Fubini's Theorem**.

**EXAMPLE 17.1.2** We compute  $\iint_R 1 + (x - 1)^2 + 4y^2 \, dA$ , where  $R = [0, 3] \times [0, 2]$ , in

two ways.

First,

$$\begin{aligned} \int_0^3 \int_0^2 1 + (x - 1)^2 + 4y^2 \, dy \, dx &= \int_0^3 \left. y + (x - 1)^2 y + \frac{4}{3} y^3 \right|_0^2 \, dx \\ &= \int_0^3 2 + 2(x - 1)^2 + \frac{32}{3} \, dx \\ &= 2x + \frac{2}{3}(x - 1)^3 + \frac{32}{3}x \Big|_0^3 \\ &= 6 + \frac{2}{3} \cdot 8 + \frac{32}{3} \cdot 3 - (0 - 1 \cdot \frac{2}{3} + 0) \\ &= 44. \end{aligned}$$

In the other order:

$$\begin{aligned} \int_0^2 \int_0^3 1 + (x - 1)^2 + 4y^2 \, dx \, dy &= \int_0^2 \left. x + \frac{(x - 1)^3}{3} + 4y^2 x \right|_0^3 \, dy \\ &= \int_0^2 3 + \frac{8}{3} + 12y^2 + \frac{1}{3} \, dy \\ &= 3y + \frac{8}{3}y + 4y^3 + \frac{1}{3}y \Big|_0^2 \\ &= 6 + \frac{16}{3} + 32 + \frac{2}{3} \\ &= 44. \end{aligned}$$

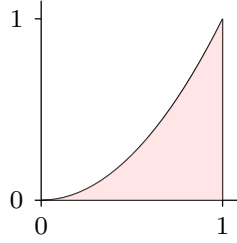
□

In this example there is no particular reason to favor one direction over the other; in some cases, one direction might be much easier than the other, so it's usually worth considering the two different possibilities.

Frequently we will be interested in a region that is not simply a rectangle. Let's compute the volume under the surface  $x + 2y^2$  above the region described by  $0 \leq x \leq 1$  and  $0 \leq y \leq x^2$ , shown in figure 17.1.4.

In principle there is nothing more difficult about this problem. If we imagine the three-dimensional region under the surface and above the parabolic region as an oddly shaped loaf of bread, we can still slice it up, approximate the volume of each slice, and add these





**Figure 17.1.4** A parabolic region of integration.

volumes up. For example, if we slice perpendicular to the  $x$  axis at  $x_i$ , the thickness of a slice will be  $\Delta x$  and the area of the slice will be

$$\int_0^{x_i^2} x_i + 2y^2 dy.$$

When we add these up and take the limit as  $\Delta x$  goes to 0, we get the double integral

$$\begin{aligned} \int_0^1 \int_0^{x^2} x + 2y^2 dy dx &= \int_0^1 xy + \frac{2}{3}y^3 \Big|_0^{x^2} dx \\ &= \int_0^1 x^3 + \frac{2}{3}x^6 dx \\ &= \frac{x^4}{4} + \frac{2}{21}x^7 \Big|_0^1 \\ &= \frac{1}{4} + \frac{2}{21} = \frac{29}{84}. \end{aligned}$$

We could just as well slice the solid perpendicular to the  $y$  axis, in which case we get

$$\begin{aligned} \int_0^1 \int_{\sqrt{y}}^1 x + 2y^2 dx dy &= \int_0^1 \frac{x^2}{2} + 2y^2x \Big|_{\sqrt{y}}^1 dy \\ &= \int_0^1 \frac{1}{2} + 2y^2 - \frac{y}{2} - 2y^2\sqrt{y} dy \\ &= \frac{y}{2} + \frac{2}{3}y^3 - \frac{y^2}{4} - \frac{4}{7}y^{7/2} \Big|_0^1 \\ &= \frac{1}{2} + \frac{2}{3} - \frac{1}{4} - \frac{4}{7} = \frac{29}{84}. \end{aligned}$$

What is the average height of the surface over this region? As before, it is the volume divided by the area of the base, but now we need to use integration to compute the area

of the base, since it is not a simple rectangle. The area is

$$\int_0^1 x^2 dx = \frac{1}{3},$$

so the average height is  $29/28$ .

**EXAMPLE 17.1.3** Find the volume under the surface  $z = \sqrt{1-x^2}$  and above the triangle formed by  $y = x$ ,  $x = 1$ , and the  $x$ -axis.

Let's consider the two possible ways to set this up:

$$\int_0^1 \int_0^x \sqrt{1-x^2} dy dx \quad \text{or} \quad \int_0^1 \int_y^1 \sqrt{1-x^2} dx dy.$$

Which appears easier? In the first, the inner integral is easy, because we need an anti-derivative with respect to  $y$ , and the entire integrand  $\sqrt{1-x^2}$  is constant with respect to  $y$ . Of course, the outer integral may be more difficult. In the second, the inner integral is mildly unpleasant—a trig substitution. So let's try the first one, since the first step is easy, and see where that leaves us.

$$\int_0^1 \int_0^x \sqrt{1-x^2} dy dx = \int_0^1 y \sqrt{1-x^2} \Big|_0^x dx = \int_0^1 x \sqrt{1-x^2} dx.$$

This is quite easy, since the substitution  $u = 1-x^2$  works:

$$\int x \sqrt{1-x^2} dx = -\frac{1}{2} \int \sqrt{u} du = -\frac{1}{3} u^{3/2} = -\frac{1}{3} (1-x^2)^{3/2}.$$

Then

$$\int_0^1 x \sqrt{1-x^2} dx = -\frac{1}{3} (1-x^2)^{3/2} \Big|_0^1 = \frac{1}{3}.$$

This is a good example of how the order of integration can affect the complexity of the problem. In this case it is possible to do the other order, but it is a bit messier. In some cases one order may lead to a very difficult or impossible integral; it's usually worth considering both possibilities before going very far.  $\square$

**Exercises 17.1.**

1. Compute  $\int_0^2 \int_0^4 1 + x \, dy \, dx$ .  $\Rightarrow$
2. Compute  $\int_{-1}^1 \int_0^2 x + y \, dy \, dx$ .  $\Rightarrow$
3. Compute  $\int_1^2 \int_0^y xy \, dx \, dy$ .  $\Rightarrow$
4. Compute  $\int_0^1 \int_{y^2/2}^{\sqrt{y}} dx \, dy$ .  $\Rightarrow$
5. Compute  $\int_1^2 \int_1^x \frac{x^2}{y^2} \, dy \, dx$ .  $\Rightarrow$
6. Compute  $\int_0^1 \int_0^{x^2} \frac{y}{e^x} \, dy \, dx$ .  $\Rightarrow$
7. Compute  $\int_0^{\sqrt{\pi/2}} \int_0^{x^2} x \cos y \, dy \, dx$ .  $\Rightarrow$
8. Compute  $\int_0^{\pi/2} \int_0^{\cos \theta} r^2(\cos \theta - r) \, dr \, d\theta$ .  $\Rightarrow$
9. Compute:  $\int_0^1 \int_{\sqrt{y}}^1 \sqrt{x^3 + 1} \, dx \, dy$ .  $\Rightarrow$
10. Compute:  $\int_0^1 \int_{y^2}^1 y \sin(x^2) \, dx \, dy$ .  $\Rightarrow$
11. Compute:  $\int_0^1 \int_{x^2}^1 x\sqrt{1 + y^2} \, dy \, dx$ .  $\Rightarrow$
12. Compute:  $\int_0^1 \int_0^y \frac{2}{\sqrt{1 - x^2}} \, dx \, dy$ .  $\Rightarrow$
13. Compute:  $\int_0^1 \int_{3y}^3 e^{x^2} \, dx \, dy$ .  $\Rightarrow$
14. Compute  $\int_{-1}^1 \int_0^{1-x^2} x^2 - \sqrt{y} \, dy \, dx$ .  $\Rightarrow$
15. Compute  $\int_0^{\sqrt{2}/2} \int_{-\sqrt{1-2x^2}}^{\sqrt{1-2x^2}} x \, dy \, dx$ .  $\Rightarrow$
16. Evaluate  $\iint x^2 \, dA$  over the region in the first quadrant bounded by the hyperbola  $xy = 16$  and the lines  $y = x$ ,  $y = 0$ , and  $x = 8$ .  $\Rightarrow$
17. Find the volume below  $z = 1 - y$  above the region  $-1 \leq x \leq 1$ ,  $0 \leq y \leq 1 - x^2$ .  $\Rightarrow$
18. Find the volume bounded by  $z = x^2 + y^2$  and  $z = 4$ .  $\Rightarrow$
19. Find the volume in the first octant bounded by  $y^2 = 4 - x$  and  $y = 2z$ .  $\Rightarrow$
20. Find the volume in the first octant bounded by  $y^2 = 4x$ ,  $2x + y = 4$ ,  $z = y$ , and  $y = 0$ .  $\Rightarrow$

21. Find the volume in the first octant bounded by  $x + y + z = 9$ ,  $2x + 3y = 18$ , and  $x + 3y = 9$ .  
 $\Rightarrow$
22. Find the volume in the first octant bounded by  $x^2 + y^2 = a^2$  and  $z = x + y$ .  $\Rightarrow$
23. Find the volume bounded by  $4x^2 + y^2 = 4z$  and  $z = 2$ .  $\Rightarrow$
24. Find the volume bounded by  $z = x^2 + y^2$  and  $z = y$ .  $\Rightarrow$
25. Find the volume under the surface  $z = xy$  above the triangle with vertices  $(1, 1, 0)$ ,  $(4, 1, 0)$ ,  $(1, 2, 0)$ .  $\Rightarrow$
26. Find the volume enclosed by  $y = x^2$ ,  $y = 4$ ,  $z = x^2$ ,  $z = 0$ .  $\Rightarrow$
27. A swimming pool is circular with a 40 meter diameter. The depth is constant along east-west lines and increases linearly from 2 meters at the south end to 7 meters at the north end. Find the volume of the pool.  $\Rightarrow$
28. Find the average value of  $f(x, y) = e^y \sqrt{x + e^y}$  on the rectangle with vertices  $(0, 0)$ ,  $(4, 0)$ ,  $(4, 1)$  and  $(0, 1)$ .  $\Rightarrow$
29. Figure 17.1.5 shows a temperature map of Colorado. Use the data to estimate the average temperature in the state using 4, 16 and 25 subdivisions. Give both an upper and lower estimate. Why do we like Colorado for this problem? What other state(s) might we like?

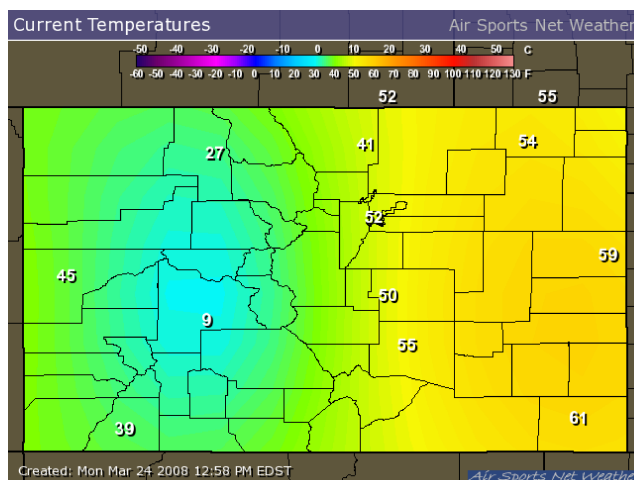
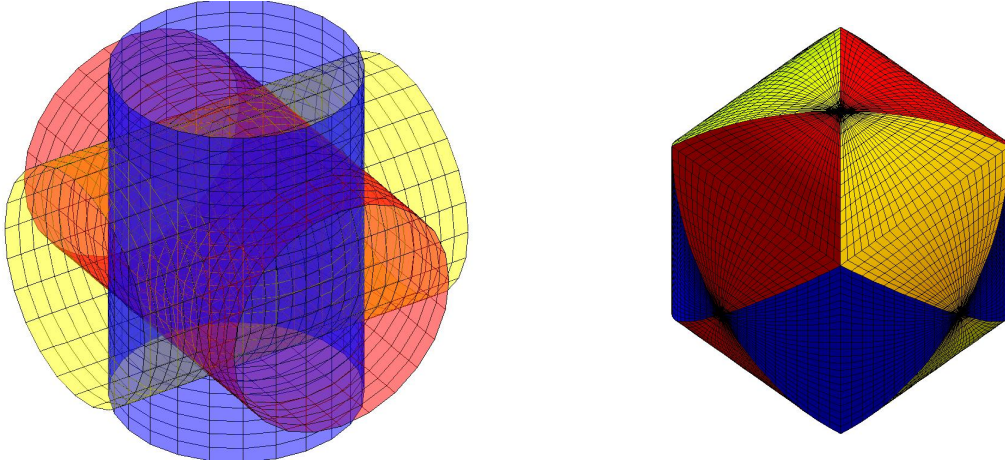


Figure 17.1.5 Colorado temperatures.

30. Three cylinders of radius 1 intersect at right angles at the origin, as shown in figure 17.1.6. Find the volume contained inside all three cylinders.  $\Rightarrow$
31. Prove that if  $f(x, y)$  is integrable and if  $g(x, y) = \int_a^x \int_b^y f(s, t) dt ds$  then  $g_{xy} = g_{yx} = f(x, y)$ .
32. Reverse the order of integration on each of the following integrals
- a.  $\int_0^9 \int_0^{\sqrt{9-y}} f(x, y) dx dy$
- b.  $\int_1^2 \int_0^{\ln x} f(x, y) dy dx$



**Figure 17.1.6** Intersection of three cylinders. (AP)

c.  $\int_0^1 \int_{\arcsin y}^{\pi/2} f(x, y) \, dx \, dy$

d.  $\int_0^1 \int_{4x}^4 f(x, y) \, dy \, dx$

e.  $\int_0^3 \int_0^{\sqrt{9-y^2}} f(x, y) \, dx \, dy$

$\Rightarrow$

**33.** What are the parallels between Fubini's Theorem and Clairaut's Theorem (16.6.2)?

## 17.2 DOUBLE INTEGRALS IN CYLINDRICAL COORDINATES

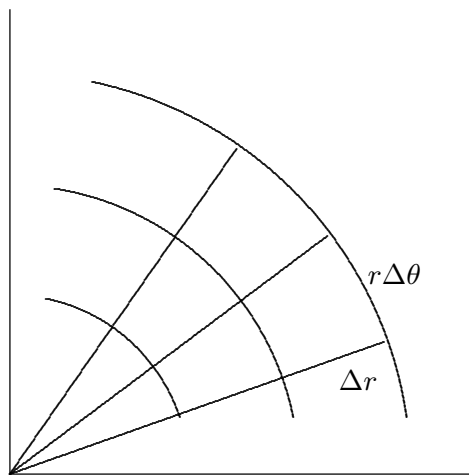
Suppose we have a surface given in cylindrical coordinates as  $z = f(r, \theta)$  and we wish to find the integral over some region. We could attempt to translate into rectangular coordinates and do the integration there, but it is often easier to stay in cylindrical coordinates.

How might we approximate the volume under such a surface in a way that uses cylindrical coordinates directly? The basic idea is the same as before: we divide the region into many small regions, multiply the area of each small region by the height of the surface somewhere in that little region, and add them up. What changes is the shape of the small regions; in order to have a nice representation in terms of  $r$  and  $\theta$ , we use small pieces of ring-shaped areas, as shown in figure 17.2.1. Each small region is roughly rectangular, except that two sides are segments of a circle and the other two sides are not quite parallel. Near a point  $(r, \theta)$ , the length of either circular arc is about  $r\Delta\theta$  and the length of each straight side is simply  $\Delta r$ . When  $\Delta r$  and  $\Delta\theta$  are very small, the region is nearly a rectangle with area  $r\Delta r\Delta\theta$ , and the volume under the surface is approximately

$$\sum \sum f(r_i, \theta_j) r_i \Delta r \Delta \theta.$$

In the limit, this turns into a double integral

$$\int_{\theta_0}^{\theta_1} \int_{r_0}^{r_1} f(r, \theta) r \, dr \, d\theta.$$



**Figure 17.2.1** A cylindrical coordinates “grid”.

**EXAMPLE 17.2.1** Find the volume under  $z = \sqrt{4 - r^2}$  above the quarter circle bounded by the two axes and the circle  $x^2 + y^2 = 4$  in the first quadrant.

In terms of  $r$  and  $\theta$ , this region is described by the restrictions  $0 \leq r \leq 2$  and  $0 \leq \theta \leq \pi/2$ , so we have

$$\begin{aligned} \int_0^{\pi/2} \int_0^2 \sqrt{4 - r^2} \, r \, dr \, d\theta &= \int_0^{\pi/2} \left. -\frac{1}{3}(4 - r^2)^{3/2} \right|_0^2 \, d\theta \\ &= \int_0^{\pi/2} \frac{8}{3} \, d\theta \\ &= \frac{4\pi}{3}. \end{aligned}$$

The surface is a portion of the sphere of radius 2 centered at the origin, in fact exactly one-eighth of the sphere. We know the formula for volume of a sphere is  $(4/3)\pi r^3$ , so the volume we have computed is  $(1/8)(4/3)\pi 2^3 = (4/3)\pi$ , in agreement with our answer. (From another point of view, what we’ve done is prove that the volume of a sphere of radius 2 is  $(32/3)$ . If you replace 2 by  $a$  and do the integral again, it is not any more difficult, and you will prove that the volume of a sphere of radius  $a$  is  $(4/3)\pi a^3$ .)  $\square$

This example is much like a simple one in rectangular coordinates: the region of interest may be described exactly by a constant range for each of the variables. As with rectangular coordinates, we can adapt the method to deal with more complicated regions.

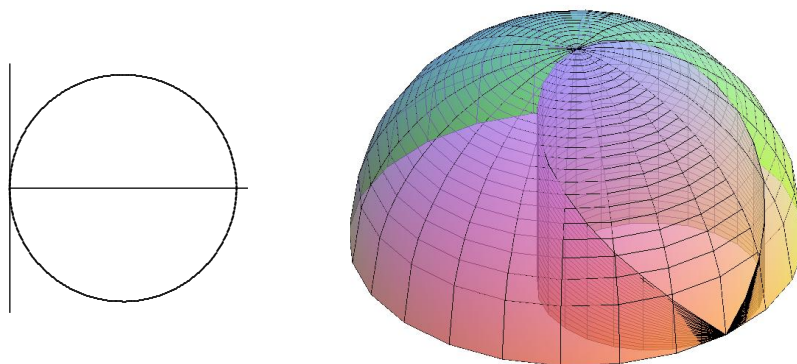
**EXAMPLE 17.2.2** Find the volume under  $z = \sqrt{4 - r^2}$  above the region enclosed by the curve  $r = 2 \cos \theta$ ,  $-\pi/2 \leq \theta \leq \pi/2$ ; see figure 17.2.2. The region is described in polar coordinates by the inequalities  $-\pi/2 \leq \theta \leq \pi/2$  and  $0 \leq r \leq 2 \cos \theta$ , so the double integral is

$$\int_{-\pi/2}^{\pi/2} \int_0^{2 \cos \theta} \sqrt{4 - r^2} r dr d\theta = 2 \int_0^{\pi/2} \int_0^{2 \cos \theta} \sqrt{4 - r^2} r dr d\theta.$$

We can rewrite the integral as shown because of the symmetry of the volume; this avoids a complication during the evaluation. Proceeding:

$$\begin{aligned} 2 \int_0^{\pi/2} \int_0^{2 \cos \theta} \sqrt{4 - r^2} r dr d\theta &= 2 \int_0^{\pi/2} \left. -\frac{1}{3} (4 - r^2)^{3/2} \right|_0^{2 \cos \theta} d\theta \\ &= 2 \int_0^{\pi/2} -\frac{8}{3} \sin^3 \theta + \frac{8}{3} d\theta \\ &= 2 \left( -\frac{8 \cos^3 \theta}{3} - \cos \theta + \frac{8}{3} \theta \right) \Big|_0^{\pi/2} \\ &= \frac{8}{3} \pi - \frac{32}{9}. \end{aligned}$$

□



**Figure 17.2.2** Volume over a region with non-constant limits.

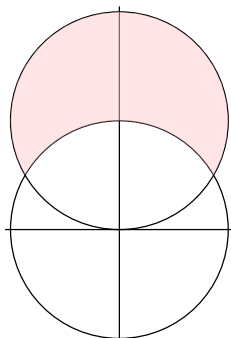
You might have learned a formula for computing areas in polar coordinates. It is possible to compute areas as volumes, so that you need only remember one technique.

Consider the surface  $z = 1$ , a horizontal plane. The volume under this surface and above a region in the  $x$ - $y$  plane is simply  $1 \cdot (\text{area of the region})$ , so computing the volume really just computes the area of the region.

**EXAMPLE 17.2.3** Find the area outside the circle  $r = 2$  and inside  $r = 4 \sin \theta$ ; see figure 17.2.3. The region is described by  $\pi/6 \leq \theta \leq 5\pi/6$  and  $2 \leq r \leq 4 \sin \theta$ , so the integral is

$$\begin{aligned} \int_{\pi/6}^{5\pi/6} \int_2^{4 \sin \theta} 1 r dr d\theta &= \int_{\pi/6}^{5\pi/6} \left. \frac{1}{2} r^2 \right|_2^{4 \sin \theta} d\theta \\ &= \int_{\pi/6}^{5\pi/6} 8 \sin^2 \theta - 2 d\theta \\ &= \frac{4}{3} \pi + 2\sqrt{3}. \end{aligned}$$

□



**Figure 17.2.3** Finding area by computing volume.

### Exercises 17.2.

1. Find the volume above the  $x$ - $y$  plane, under the surface  $r^2 = 2z$ , and inside  $r = 2$ .  $\Rightarrow$
2. Find the volume inside both  $r = 1$  and  $r^2 + z^2 = 4$ .  $\Rightarrow$
3. Find the volume below  $z = \sqrt{1 - r^2}$  and above the top half of the cone  $z = r$ .  $\Rightarrow$
4. Find the volume below  $z = r$ , above the  $x$ - $y$  plane, and inside  $r = \cos \theta$ .  $\Rightarrow$
5. Find the volume below  $z = r$ , above the  $x$ - $y$  plane, and inside  $r = 1 + \cos \theta$ .  $\Rightarrow$
6. Find the volume between  $x^2 + y^2 = z^2$  and  $x^2 + y^2 = z$ .  $\Rightarrow$
7. Find the area inside  $r = 1 + \sin \theta$  and outside  $r = 2 \sin \theta$ .  $\Rightarrow$
8. Find the area inside both  $r = 2 \sin \theta$  and  $r = 2 \cos \theta$ .  $\Rightarrow$
9. Find the area inside the four-leaf rose  $r = \cos(2\theta)$  and outside  $r = 1/2$ .  $\Rightarrow$
10. Find the area inside the cardioid  $r = 2(1 + \cos \theta)$  and outside  $r = 2$ .  $\Rightarrow$
11. Find the area of one loop of the three-leaf rose  $r = \cos(3\theta)$ .  $\Rightarrow$



12. Compute  $\int_{-3}^3 \int_0^{\sqrt{9-x^2}} \sin(x^2 + y^2) dy dx$  by converting to cylindrical coordinates.  $\Rightarrow$
13. Compute  $\int_0^a \int_{-\sqrt{a^2-x^2}}^0 x^2 y dy dx$  by converting to cylindrical coordinates.  $\Rightarrow$
14. Find the volume under  $z = y^2 + x + 2$  above the region  $x^2 + y^2 \leq 4$   $\Rightarrow$
15. Find the volume between  $z = x^2 y^3$  and  $z = 1$  above the region  $x^2 + y^2 \leq 1$   $\Rightarrow$
16. Find the volume inside  $x^2 + y^2 = 1$  and  $x^2 + z^2 = 1$ .  $\Rightarrow$
17. Find the volume under  $z = r$  above  $r = 3 + \cos \theta$ .  $\Rightarrow$
18. Figure 17.2.4 shows the plot of  $r = 1 + 4 \sin(5\theta)$ .

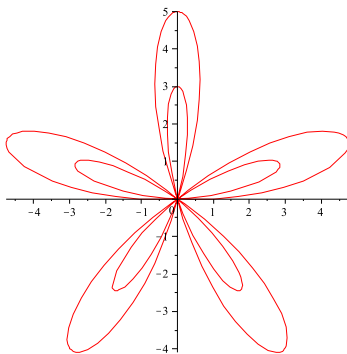


Figure 17.2.4  $r = 1 + 4 \sin(5\theta)$

- a. Describe the behavior of the graph in terms of the given equation. Specifically, explain maximum and minimum values, number of leaves, and the ‘leaves within leaves’.
- b. Give an integral or integrals to determine the area outside a smaller leaf but inside a larger leaf.
- c. How would changing the value of  $a$  in the equation  $r = 1 + a \cos(5\theta)$  change the relative sizes of the inner and outer leaves? Focus on values  $a \geq 1$ . (Hint: How would we change the maximum and minimum values?)
19. Consider the integral  $\iint_D \frac{1}{\sqrt{x^2 + y^2}} dA$ , where  $D$  is the unit disk centered at the origin. (This is the same shape described in a different way in exercise 13 in section 11.2.) (See the graph [here](#).)
- a. Why might this integral be considered improper?
- b. Calculate the value of the integral of the same function  $1/\sqrt{x^2 + y^2}$  over the annulus with outer radius 1 and inner radius  $\delta$ .
- c. Obtain a value for the integral on the whole disk by letting  $\delta$  approach 0.  $\Rightarrow$
- d. For which values  $\lambda$  can we replace the denominator with  $(x^2 + y^2)^\lambda$  in the original integral and still get a finite value for the improper integral?

### 17.3 MOMENT AND CENTER OF MASS

Using a single integral we were able to compute the center of mass for a one-dimensional object with variable density, and a two dimensional object with constant density. With a double integral we can handle two dimensions and variable density.

Just as before, the coordinates of the center of mass are

$$\bar{x} = \frac{M_y}{M} \quad \bar{y} = \frac{M_x}{M},$$

where  $M$  is the total mass,  $M_y$  is the moment around the  $y$ -axis, and  $M_x$  is the moment around the  $x$ -axis. (You may want to review the concepts in section 11.1.)

The key to the computation, just as before, is the approximation of mass. In the two-dimensional case, we treat density  $\sigma$  as mass per square area, so when density is constant, mass is (density)(area). If we have a two-dimensional region with varying density given by  $\sigma(x, y)$ , and we divide the region into small subregions with area  $\Delta A$ , then the mass of one subregion is approximately  $\sigma(x_i, y_j)\Delta A$ , the total mass is approximately the sum of many of these, and as usual the sum turns into an integral in the limit:

$$M = \int_{x_0}^{x_1} \int_{y_0}^{y_1} \sigma(x, y) dy dx,$$

and similarly for computations in cylindrical coordinates. Then as before

$$M_x = \int_{x_0}^{x_1} \int_{y_0}^{y_1} y\sigma(x, y) dy dx$$

$$M_y = \int_{x_0}^{x_1} \int_{y_0}^{y_1} x\sigma(x, y) dy dx.$$

**EXAMPLE 17.3.1** Find the center of mass of a thin, uniform plate whose shape is the region between  $y = \cos x$  and the  $x$ -axis between  $x = -\pi/2$  and  $x = \pi/2$ . Since the density is constant, we may take  $\sigma(x, y) = 1$ .

It is clear that  $\bar{x} = 0$ , but for practice let's compute it anyway. First we compute the mass:

$$M = \int_{-\pi/2}^{\pi/2} \int_0^{\cos x} 1 dy dx = \int_{-\pi/2}^{\pi/2} \cos x dx = \sin x \Big|_{-\pi/2}^{\pi/2} = 2.$$

Next,

$$M_x = \int_{-\pi/2}^{\pi/2} \int_0^{\cos x} y dy dx = \int_{-\pi/2}^{\pi/2} \frac{1}{2} \cos^2 x dx = \frac{\pi}{4}.$$

Finally,

$$M_y = \int_{-\pi/2}^{\pi/2} \int_0^{\cos x} x \, dy \, dx = \int_{-\pi/2}^{\pi/2} x \cos x \, dx = 0.$$

So  $\bar{x} = 0$  as expected, and  $\bar{y} = \pi/4/2 = \pi/8$ . This is the same problem as in example 11.1.4; it may be helpful to compare the two solutions.  $\square$

**EXAMPLE 17.3.2** Find the center of mass of a two-dimensional plate that occupies the quarter circle  $x^2 + y^2 \leq 1$  in the first quadrant and has density  $k(x^2 + y^2)$ . It seems clear that because of the symmetry of both the region and the density function (both are important!),  $\bar{x} = \bar{y}$ . We'll do both to check our work.

Jumping right in:

$$M = \int_0^1 \int_0^{\sqrt{1-x^2}} k(x^2 + y^2) \, dy \, dx = k \int_0^1 x^2 \sqrt{1-x^2} + \frac{(1-x^2)^{3/2}}{3} \, dx.$$

This integral is something we can do, but it's a bit unpleasant. Since everything in sight is related to a circle, let's back up and try polar coordinates. Then  $x^2 + y^2 = r^2$  and

$$M = \int_0^{\pi/2} \int_0^1 k(r^2) r \, dr \, d\theta = k \int_0^{\pi/2} \left. \frac{r^4}{4} \right|_0^1 d\theta = k \int_0^{\pi/2} \frac{1}{4} \, d\theta = k \frac{\pi}{8}.$$

Much better. Next, since  $y = r \sin \theta$ ,

$$M_x = k \int_0^{\pi/2} \int_0^1 r^4 \sin \theta \, dr \, d\theta = k \int_0^{\pi/2} \frac{1}{5} \sin \theta \, d\theta = k \left( -\frac{1}{5} \cos \theta \right) \Big|_0^{\pi/2} = \frac{k}{5}.$$

Similarly,

$$M_y = k \int_0^{\pi/2} \int_0^1 r^4 \cos \theta \, dr \, d\theta = k \int_0^{\pi/2} \frac{1}{5} \cos \theta \, d\theta = k \left. \frac{1}{5} \sin \theta \right|_0^{\pi/2} = \frac{k}{5}.$$

Finally,  $\bar{x} = \bar{y} = \frac{8}{5\pi}$ .  $\square$

### Exercises 17.3.

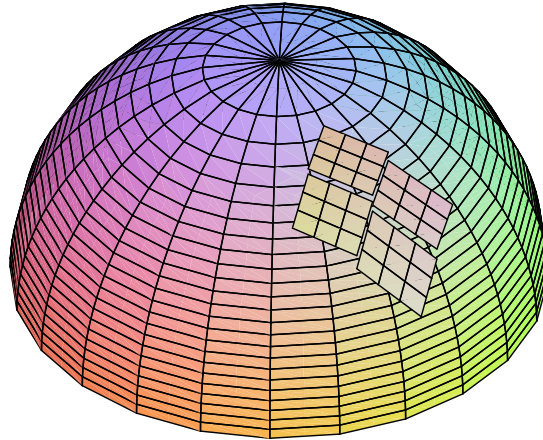
1. Find the center of mass of a two-dimensional plate that occupies the square  $[0, 1] \times [0, 1]$  and has density function  $xy$ .  $\Rightarrow$
2. Find the center of mass of a two-dimensional plate that occupies the triangle  $0 \leq x \leq 1$ ,  $0 \leq y \leq x$ , and has density function  $xy$ .  $\Rightarrow$
3. Find the center of mass of a two-dimensional plate that occupies the upper unit semicircle centered at  $(0, 0)$  and has density function  $y$ .  $\Rightarrow$

4. Find the center of mass of a two-dimensional plate that occupies the upper unit semicircle centered at  $(0, 0)$  and has density function  $x^2$ .  $\Rightarrow$
5. Find the center of mass of a two-dimensional plate that occupies the triangle formed by  $x = 2$ ,  $y = x$ , and  $y = 2x$  and has density function  $2x$ .  $\Rightarrow$
6. Find the center of mass of a two-dimensional plate that occupies the triangle formed by  $x = 0$ ,  $y = x$ , and  $2x + y = 6$  and has density function  $x^2$ .  $\Rightarrow$
7. Find the center of mass of a two-dimensional plate that occupies the region enclosed by the parabolas  $x = y^2$ ,  $y = x^2$  and has density function  $\sqrt{x}$ .  $\Rightarrow$
8. Find the centroid of the area in the first quadrant bounded by  $x^2 - 8y + 4 = 0$ ,  $x^2 = 4y$ , and  $x = 0$ . (Recall that the centroid is the center of mass when the density is 1 everywhere.)  $\Rightarrow$
9. Find the centroid of one loop (say the loop along the  $x$ -axis) of the three-leaf rose  $r = \cos(3\theta)$ . (Recall that the centroid is the center of mass when the density is 1 everywhere, and that the mass in this case is the same as the area, which was the subject of exercise 11 in section 17.2.) The computations of the integrals for the moments  $M_x$  and  $M_y$  are elementary but quite long; Sage can help.  $\Rightarrow$
10. Find the center of mass of a two dimensional object that occupies the region  $0 \leq x \leq \pi$ ,  $0 \leq y \leq \sin x$ , with density  $\sigma = 1$ .  $\Rightarrow$
11. A two-dimensional object has shape given by  $r = 1 + \cos \theta$  and density  $\sigma(r, \theta) = 2 + \cos \theta$ . Set up the three integrals required to compute the center of mass.  $\Rightarrow$
12. A two-dimensional object has shape given by  $r = \cos \theta$  and density  $\sigma(r, \theta) = r + 1$ . Set up the three integrals required to compute the center of mass.  $\Rightarrow$
13. A two-dimensional object sits inside  $r = 1 + \cos \theta$  and outside  $r = \cos \theta$ , and has density 1 everywhere. Set up the integrals required to compute the center of mass.  $\Rightarrow$

## 17.4 SURFACE AREA

We next seek to compute the area of a surface above (or below) a region in the  $x$ - $y$  plane. How might we approximate this? We start, as usual, by dividing the region into a grid of small rectangles. We want to approximate the area of the surface above one of these small rectangles. The area is very close to the area of the tangent plane above the small rectangle. If the tangent plane just happened to be horizontal, of course the area would simply be the area of the rectangle. For a typical plane, however, the area is the area of a parallelogram, as indicated in figure 17.4.1. Note that the area of the parallelogram is obviously larger the more “tilted” the tangent plane. In the interactive figure you can see that viewed from above the four parallelograms exactly cover a rectangular region in the  $x$ - $y$  plane.

Now recall a curious fact: the area of a parallelogram can be computed as the cross product of two vectors (page 328). We simply need to acquire two vectors, parallel to the sides of the parallelogram and with lengths to match. But this is easy: in the  $x$  direction we use the tangent vector we already know, namely  $\langle 1, 0, f_x \rangle$  and multiply by  $\Delta x$  to shrink it to the right size:  $\langle \Delta x, 0, f_x \Delta x \rangle$ . In the  $y$  direction we do the same thing and



**Figure 17.4.1** Small parallelograms at points of tangency. (AP)

get  $\langle 0, \Delta y, f_y \Delta y \rangle$ . The cross product of these vectors is  $\langle f_x, f_y, -1 \rangle \Delta x \Delta y$  with length  $\sqrt{f_x^2 + f_y^2 + 1} \Delta x \Delta y$ , the area of the parallelogram. Now we add these up and take the limit, to produce the integral

$$\int_{x_0}^{x_1} \int_{y_0}^{y_1} \sqrt{f_x^2 + f_y^2 + 1} \, dy \, dx.$$

As before, the limits need not be constant.

**EXAMPLE 17.4.1** We find the area of the hemisphere  $z = \sqrt{1 - x^2 - y^2}$ . We compute the derivatives

$$f_x = \frac{-x}{\sqrt{1 - x^2 - y^2}} \quad f_y = \frac{-y}{\sqrt{1 - x^2 - y^2}},$$

and then the area is

$$\int_{-1}^1 \int_{-\sqrt{1-x^2}}^{\sqrt{1-x^2}} \sqrt{\frac{x^2}{1-x^2-y^2} + \frac{y^2}{1-x^2-y^2} + 1} \, dy \, dx.$$

This is a bit on the messy side, but we can use polar coordinates:

$$\int_0^{2\pi} \int_0^1 \sqrt{\frac{1}{1-r^2}} \, r \, dr \, d\theta.$$

This integral is improper, since the function is undefined at the limit 1. We therefore compute

$$\lim_{a \rightarrow 1^-} \int_0^a \sqrt{\frac{1}{1-r^2}} \, r \, dr = \lim_{a \rightarrow 1^-} -\sqrt{1-a^2} + 1 = 1,$$

using the substitution  $u = 1 - r^2$ . Then the area is

$$\int_0^{2\pi} 1 \, d\theta = 2\pi.$$

You may recall that the area of a sphere of radius  $r$  is  $4\pi r^2$ , so half the area of a unit sphere is  $(1/2)4\pi = 2\pi$ , in agreement with our answer. (Alternately, we can view this calculation as proving that the formula for the area of a sphere is correct.)  $\square$

### Exercises 17.4.

1. Find the area of the surface of a right circular cone of height  $h$  and base radius  $a$ .  $\Rightarrow$
2. Find the area of the portion of the plane  $z = mx$  inside the cylinder  $x^2 + y^2 = a^2$ .  $\Rightarrow$
3. Find the area of the portion of the plane  $x + y + z = 1$  in the first octant.  $\Rightarrow$
4. Find the area of the upper half of the cone  $x^2 + y^2 = z^2$  inside the cylinder  $x^2 + y^2 - 2x = 0$ .  $\Rightarrow$
5. Find the area of the upper half of the cone  $x^2 + y^2 = z^2$  above the interior of one loop of  $r = \cos(2\theta)$ .  $\Rightarrow$
6. Find the area of the upper hemisphere of  $x^2 + y^2 + z^2 = 1$  above the interior of one loop of  $r = \cos(2\theta)$ .  $\Rightarrow$
7. The plane  $ax + by + cz = d$  cuts a triangle in the first octant provided that  $a, b, c$  and  $d$  are all positive. Find the area of this triangle.  $\Rightarrow$
8. Find the area of the portion of the cone  $x^2 + y^2 = 3z^2$  lying above the  $xy$  plane and inside the cylinder  $x^2 + y^2 = 4y$ .  $\Rightarrow$

## 17.5 TRIPLE INTEGRALS

It will come as no surprise that we can also do triple integrals—integrals over a three-dimensional region. The simplest application allows us to compute volumes in an alternate way.

To approximate a volume in three dimensions, we can divide the three-dimensional region into small rectangular boxes, each  $\Delta x \times \Delta y \times \Delta z$  with volume  $\Delta x \Delta y \Delta z$ . Then we add them all up and take the limit, to get an integral:

$$\int_{x_0}^{x_1} \int_{y_0}^{y_1} \int_{z_0}^{z_1} dz \, dy \, dx.$$

If the limits are constant, we are simply computing the volume of a rectangular box.

**EXAMPLE 17.5.1** We use an integral to compute the volume of the box with opposite corners at  $(0, 0, 0)$  and  $(1, 2, 3)$ .

$$\int_0^1 \int_0^2 \int_0^3 dz \, dy \, dx = \int_0^1 \int_0^2 z|_0^3 \, dy \, dx = \int_0^1 \int_0^2 3 \, dy \, dx = \int_0^1 3y|_0^2 \, dx = \int_0^1 6 \, dx = 6.$$

$\square$

Of course, this is more interesting and useful when the limits are not constant.

**EXAMPLE 17.5.2** Find the volume of the tetrahedron with corners at  $(0, 0, 0)$ ,  $(0, 3, 0)$ ,  $(2, 3, 0)$ , and  $(2, 3, 5)$ .

The whole problem comes down to correctly describing the region by inequalities:  $0 \leq x \leq 2$ ,  $3x/2 \leq y \leq 3$ ,  $0 \leq z \leq 5x/2$ . The lower  $y$  limit comes from the equation of the line  $y = 3x/2$  that forms one edge of the tetrahedron in the  $x$ - $y$  plane; the upper  $z$  limit comes from the equation of the plane  $z = 5x/2$  that forms the “upper” side of the tetrahedron; see figure 17.5.1. Now the volume is

$$\begin{aligned} \int_0^2 \int_{3x/2}^3 \int_0^{5x/2} dz \, dy \, dx &= \int_0^2 \int_{3x/2}^3 z \Big|_0^{5x/2} dy \, dx \\ &= \int_0^2 \int_{3x/2}^3 \frac{5x}{2} dy \, dx \\ &= \int_0^2 \frac{5x}{2} y \Big|_{3x/2}^3 dx \\ &= \int_0^2 \frac{15x}{2} - \frac{15x^2}{4} dx \\ &= \frac{15x^2}{4} - \frac{15x^3}{12} \Big|_0^2 \\ &= 15 - 10 = 5. \end{aligned}$$

□

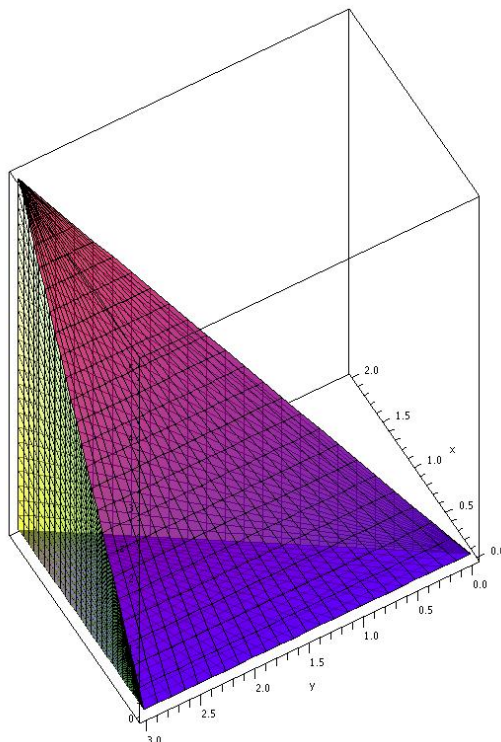
Pretty much just the way we did for two dimensions we can use triple integration to compute mass, center of mass, and various average quantities.

**EXAMPLE 17.5.3** Suppose the temperature at a point is given by  $T = xyz$ . Find the average temperature in the cube with opposite corners at  $(0, 0, 0)$  and  $(2, 2, 2)$ .

In two dimensions we add up the temperature at “each” point and divide by the area; here we add up the temperatures and divide by the volume, 8:

$$\begin{aligned} \frac{1}{8} \int_0^2 \int_0^2 \int_0^2 xyz \, dz \, dy \, dx &= \frac{1}{8} \int_0^2 \int_0^2 \frac{xyz^2}{2} \Big|_0^2 dy \, dx = \frac{1}{16} \int_0^2 \int_0^2 xy \, dy \, dx \\ &= \frac{1}{4} \int_0^2 \frac{xy^2}{2} \Big|_0^2 dx = \frac{1}{8} \int_0^2 4x \, dx = \frac{1}{2} \frac{x^2}{2} \Big|_0^2 = 1. \end{aligned}$$

□



**Figure 17.5.1** A tetrahedron. (AP)

**EXAMPLE 17.5.4** Suppose the density of an object is given by  $xz$ , and the object occupies the tetrahedron with corners  $(0, 0, 0)$ ,  $(0, 1, 0)$ ,  $(1, 1, 0)$ , and  $(0, 1, 1)$ . Find the mass and center of mass of the object.

As usual, the mass is the integral of density over the region:

$$\begin{aligned} M &= \int_0^1 \int_x^1 \int_0^{y-x} xz \, dz \, dy \, dx = \int_0^1 \int_x^1 \frac{x(y-x)^2}{2} \, dy \, dx = \frac{1}{2} \int_0^1 \frac{x(1-x)^3}{3} \, dx \\ &= \frac{1}{6} \int_0^1 x - 3x^2 + 3x^3 - x^4 \, dx = \frac{1}{120}. \end{aligned}$$

We compute moments as before, except now there is a third moment:

$$\begin{aligned} M_{xy} &= \int_0^1 \int_x^1 \int_0^{y-x} xz^2 \, dz \, dy \, dx = \frac{1}{360}, \\ M_{xz} &= \int_0^1 \int_x^1 \int_0^{y-x} xyz \, dz \, dy \, dx = \frac{1}{144}, \\ M_{yz} &= \int_0^1 \int_x^1 \int_0^{y-x} x^2 z \, dz \, dy \, dx = \frac{1}{360}. \end{aligned}$$

Finally, the coordinates of the center of mass are  $\bar{x} = M_{yz}/M = 1/3$ ,  $\bar{y} = M_{xz}/M = 5/6$ , and  $\bar{z} = M_{xy}/M = 1/3$ .  $\square$



**Exercises 17.5.**

1. Evaluate  $\int_0^1 \int_0^x \int_0^{x+y} 2x + y - 1 \, dz \, dy \, dx.$   $\Rightarrow$
2. Evaluate  $\int_0^2 \int_{-1}^{x^2} \int_1^y xyz \, dz \, dy \, dx.$   $\Rightarrow$
3. Evaluate  $\int_0^1 \int_0^x \int_0^{\ln y} e^{x+y+z} \, dz \, dy \, dx.$   $\Rightarrow$
4. Evaluate  $\int_0^{\pi/2} \int_0^{\sin \theta} \int_0^{r \cos \theta} r^2 \, dz \, dr \, d\theta.$   $\Rightarrow$
5. Evaluate  $\int_0^\pi \int_0^{\sin \theta} \int_0^{r \sin \theta} r \cos^2 \theta \, dz \, dr \, d\theta.$   $\Rightarrow$
6. Evaluate  $\int_0^1 \int_0^{y^2} \int_0^{x+y} x \, dz \, dx \, dy.$   $\Rightarrow$
7. Evaluate  $\int_1^2 \int_y^{y^2} \int_0^{\ln(y+z)} e^x \, dx \, dz \, dy.$   $\Rightarrow$
8. Compute  $\int_0^\pi \int_0^{\pi/2} \int_0^1 z \sin x + z \cos y \, dz \, dy \, dx.$   $\Rightarrow$
9. For each of the integrals in the previous exercises, give a description of the volume (both algebraic and geometric) that is the domain of integration.
10. Compute  $\iiint x + y + z \, dV$  over the region  $x^2 + y^2 + z^2 \leq 1$  in the first octant.  $\Rightarrow$
11. Find the mass of a cube with edge length 2 and density equal to the square of the distance from one corner.  $\Rightarrow$
12. Find the mass of a cube with edge length 2 and density equal to the square of the distance from one edge.  $\Rightarrow$
13. An object occupies the volume of the upper hemisphere of  $x^2 + y^2 + z^2 = 4$  and has density  $z$  at  $(x, y, z)$ . Find the center of mass.  $\Rightarrow$
14. An object occupies the volume of the pyramid with corners at  $(1, 1, 0)$ ,  $(1, -1, 0)$ ,  $(-1, -1, 0)$ ,  $(-1, 1, 0)$ , and  $(0, 0, 2)$  and has density  $x^2 + y^2$  at  $(x, y, z)$ . Find the center of mass.  $\Rightarrow$
15. Verify the moments  $M_{xy}$ ,  $M_{xz}$ , and  $M_{yz}$  of example 17.5.4 by evaluating the integrals.
16. Find the region  $E$  for which  $\iiint_E (1 - x^2 - y^2 - z^2) \, dV$  is a maximum.

**17.6 CYLINDRICAL AND SPHERICAL COORDINATES**

We have seen that sometimes double integrals are simplified by doing them in polar coordinates; not surprisingly, triple integrals are sometimes simpler in cylindrical coordinates or spherical coordinates. To set up integrals in polar coordinates, we had to understand the shape and area of a typical small region into which the region of integration was divided. We need to do the same thing here, for three dimensional regions.

The cylindrical coordinate system is the simplest, since it is just the polar coordinate system plus a  $z$  coordinate. A typical small unit of volume is the shape shown in figure 17.2.1 “fattened up” in the  $z$  direction, so its volume is  $r\Delta r\Delta\theta\Delta z$ , or in the limit,  $r dr d\theta dz$ .

**EXAMPLE 17.6.1** Find the volume under  $z = \sqrt{4 - r^2}$  above the quarter circle inside  $x^2 + y^2 = 4$  in the first quadrant.

We could of course do this with a double integral, but we’ll use a triple integral:

$$\int_0^{\pi/2} \int_0^2 \int_0^{\sqrt{4-r^2}} r dz dr d\theta = \int_0^{\pi/2} \int_0^2 \sqrt{4-r^2} r dr d\theta = \frac{4\pi}{3}.$$

Compare this to example 17.2.1. □

**EXAMPLE 17.6.2** An object occupies the space inside both the cylinder  $x^2 + y^2 = 1$  and the sphere  $x^2 + y^2 + z^2 = 4$ , and has density  $x^2$  at  $(x, y, z)$ . Find the total mass.

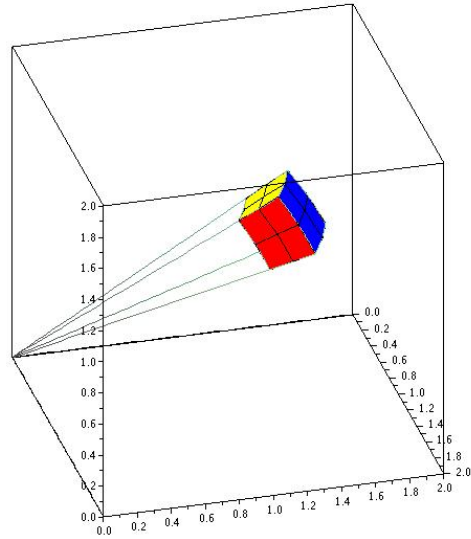
We set this up in cylindrical coordinates, recalling that  $x = r \cos \theta$ :

$$\begin{aligned} \int_0^{2\pi} \int_0^1 \int_{-\sqrt{4-r^2}}^{\sqrt{4-r^2}} r^3 \cos^2(\theta) dz dr d\theta &= \int_0^{2\pi} \int_0^1 2\sqrt{4-r^2} r^3 \cos^2(\theta) dr d\theta \\ &= \int_0^{2\pi} \left( \frac{128}{15} - \frac{22}{5}\sqrt{3} \right) \cos^2(\theta) d\theta \\ &= \left( \frac{128}{15} - \frac{22}{5}\sqrt{3} \right) \pi \end{aligned}$$

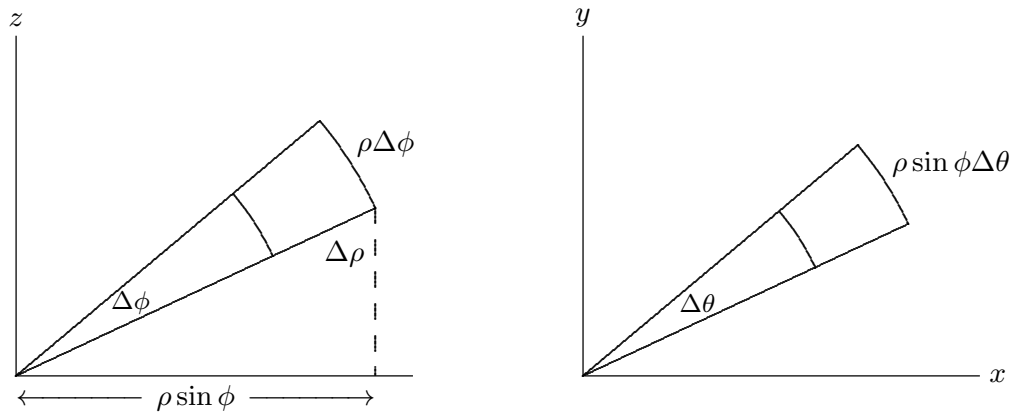
□

Spherical coordinates are somewhat more difficult to understand. The small volume we want will be defined by  $\Delta\rho$ ,  $\Delta\phi$ , and  $\Delta\theta$ , as pictured in figure 17.6.1. To gain a better understanding, see the Java applet. The small volume is nearly box shaped, with 4 flat sides and two sides formed from bits of concentric spheres. When  $\Delta\rho$ ,  $\Delta\phi$ , and  $\Delta\theta$  are all very small, the volume of this little region will be nearly the volume we get by treating it as a box. One dimension of the box is simply  $\Delta\rho$ , the change in distance from the origin. The other two dimensions are the lengths of small circular arcs, so they are  $r\Delta\alpha$  for some suitable  $r$  and  $\alpha$ , just as in the polar coordinates case.

The easiest of these to understand is the arc corresponding to a change in  $\phi$ , which is nearly identical to the derivation for polar coordinates, as shown in the left graph in figure 17.6.2. In that graph we are looking “face on” at the side of the box we are interested in, so the small angle pictured is precisely  $\Delta\phi$ , the vertical axis really is the  $z$  axis, but the horizontal axis is *not* a real axis—it is just some line through the origin in the  $x$ - $y$  plane.



**Figure 17.6.1** A small unit of volume for spherical coordinates. (AP)



**Figure 17.6.2** Setting up integration in spherical coordinates.

Because the other arc is governed by  $\theta$ , we need to imagine looking straight down the  $z$  axis, so that the apparent angle we see is  $\Delta\theta$ . In this view, the axes really are the  $x$  and  $y$  axes. In this graph, the apparent distance from the origin is not  $\rho$  but  $\rho \sin \phi$ , as indicated in the left graph.

The upshot is that the volume of the little box is approximately  $\Delta\rho(\rho\Delta\phi)(\rho \sin \phi \Delta\theta) = \rho^2 \sin \phi \Delta\rho \Delta\phi \Delta\theta$ , or in the limit  $\rho^2 \sin \phi d\rho d\phi d\theta$ .

**EXAMPLE 17.6.3** Suppose the temperature at  $(x, y, z)$  is  $T = 1/(1 + x^2 + y^2 + z^2)$ . Find the average temperature in the unit sphere centered at the origin.

In two dimensions we add up the temperature at “each” point and divide by the area; here we add up the temperatures and divide by the volume,  $(4/3)\pi$ :

$$\frac{3}{4\pi} \int_{-1}^1 \int_{-\sqrt{1-x^2}}^{\sqrt{1-x^2}} \int_{-\sqrt{1-x^2-y^2}}^{\sqrt{1-x^2-y^2}} \frac{1}{1+x^2+y^2+z^2} dz dy dx$$

This looks quite messy; since everything in the problem is closely related to a sphere, we’ll convert to spherical coordinates.

$$\frac{3}{4\pi} \int_0^{2\pi} \int_0^\pi \int_0^1 \frac{1}{1+\rho^2} \rho^2 \sin \phi d\rho d\phi d\theta = \frac{3}{4\pi} (4\pi - \pi^2) = 3 - \frac{3\pi}{4}.$$

□

### Exercises 17.6.

1. Evaluate  $\int_0^1 \int_0^x \int_0^{\sqrt{x^2+y^2}} \frac{(x^2+y^2)^{3/2}}{x^2+y^2+z^2} dz dy dx$ .  $\Rightarrow$
2. Evaluate  $\int_{-1}^1 \int_0^{\sqrt{1-x^2}} \int_{\sqrt{x^2+y^2}}^{\sqrt{2-x^2-y^2}} \sqrt{x^2+y^2+z^2} dz dy dx$ .  $\Rightarrow$
3. Evaluate  $\int \int \int x^2 dV$  over the interior of the cylinder  $x^2+y^2=1$  between  $z=0$  and  $z=5$ .  $\Rightarrow$
4. Evaluate  $\int \int \int xy dV$  over the interior of the cylinder  $x^2+y^2=1$  between  $z=0$  and  $z=5$ .  $\Rightarrow$
5. Evaluate  $\int \int \int z dV$  over the region above the  $x$ - $y$  plane, inside  $x^2+y^2-2x=0$  and under  $x^2+y^2+z^2=4$ .  $\Rightarrow$
6. Evaluate  $\int \int \int yz dV$  over the region in the first octant, inside  $x^2+y^2-2x=0$  and under  $x^2+y^2+z^2=4$ .  $\Rightarrow$
7. Evaluate  $\int \int \int x^2+y^2 dV$  over the interior of  $x^2+y^2+z^2=4$ .  $\Rightarrow$
8. Evaluate  $\int \int \int \sqrt{x^2+y^2} dV$  over the interior of  $x^2+y^2+z^2=4$ .  $\Rightarrow$
9. Compute  $\int \int \int x+y+z dV$  over the region inside  $x^2+y^2+z^2=1$  in the first octant.  $\Rightarrow$
10. Find the mass of a right circular cone of height  $h$  and base radius  $a$  if the density  $k$  is proportional to the distance from the base.  $\Rightarrow$
11. Find the mass of a right circular cone of height  $h$  and base radius  $a$  if the density  $k$  is proportional to the distance from its axis of symmetry.  $\Rightarrow$
12. An object occupies the region inside the unit sphere at the origin, and has density equal to the distance from the  $x$ -axis. Find the mass.  $\Rightarrow$

13. An object occupies the region inside the unit sphere at the origin, and has density equal to the square of the distance from the origin. Find the mass.  $\Rightarrow$
14. An object occupies the region between the unit sphere at the origin and a sphere of radius 2 with center at the origin, and has density equal to the distance from the origin. Find the mass.  $\Rightarrow$
15. An object occupies the region in the first octant bounded by the cones  $\phi = \pi/4$  and  $\phi = \arctan 2$ , and the sphere  $\rho = \sqrt{6}$ , and has density  $k$  proportional to the distance from the origin. Find the mass.  $\Rightarrow$

## 17.7 CHANGE OF VARIABLES

One of the most useful techniques for evaluating integrals is substitution, both “ $u$ -substitution” and trigonometric substitution, in which we change the variable to something more convenient. As we have seen, sometimes changing from rectangular coordinates to another coordinate system is helpful, and this too changes the variables. This is certainly a more complicated change, since instead of changing one variable for another we change an entire suite of variables, but as it turns out it is really very similar to the kinds of change of variables we already know as substitution.

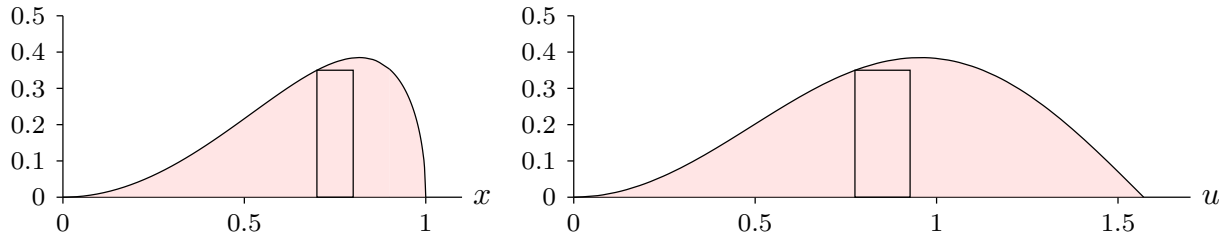


Figure 17.7.1 Single change of variable.

Let’s examine the single variable case again, from a slightly different perspective than we have previously used. Suppose we start with the problem

$$\int_0^1 x^2 \sqrt{1-x^2} dx;$$

this computes the area in the left graph of figure 17.7.1. We use the substitution  $x = \sin u$  to transform the function from  $x^2 \sqrt{1-x^2}$  to  $\sin^2 u \sqrt{1-\sin^2 u}$ , and we also convert  $dx$  to  $\cos u du$ . Finally, we convert the limits 0 and 1 to 0 and  $\pi/2$ . This transforms the integral:

$$\int_0^1 x^2 \sqrt{1-x^2} dx = \int_0^{\pi/2} \sin^2 u \sqrt{1-\sin^2 u} \cos u du.$$

We want to notice that there are three different conversions: the main function, the differential  $dx$ , and the interval of integration. The function is converted to  $\sin^2 u \sqrt{1-\sin^2 u}$ ,

shown in the right-hand graph of figure 17.7.1. It is evident that the two curves pictured there have the same  $y$ -values in the same order, but the horizontal scale has been changed. Even though the heights are the same, the two integrals

$$\int_0^1 x^2 \sqrt{1-x^2} dx \quad \text{and} \quad \int_0^{\pi/2} \sin^2 u \sqrt{1-\sin^2 u} du$$

are not the same; clearly the right hand area is larger. One way to understand the problem is to note that if both areas are approximated using, say, ten subintervals, that the approximating rectangles on the right are wider than their counterparts on the left, as indicated. In the picture, the width of the rectangle on the left is  $\Delta x = 0.1$ , between 0.7 and 0.8. The rectangle on the right is situated between the corresponding values  $\arcsin(0.7)$  and  $\arcsin(0.8)$  so that  $\Delta u = \arcsin(0.8) - \arcsin(0.7)$ . To make the widths match, and the areas therefore the same, we can multiply  $\Delta u$  by a correction factor; in this case the correction factor is approximately  $\cos u = \cos(\arcsin(0.7))$ , which we compute when we convert  $dx$  to  $\cos u du$ .

Now let's move to functions of two variables. Suppose we want to convert an integral

$$\int_{x_0}^{x_1} \int_{y_0}^{y_1} f(x, y) dy dx$$

to use new variables  $u$  and  $v$ . In the single variable case, there's typically just one reason to want to change the variable: to make the function "nicer" so that we can find an antiderivative. In the two variable case, there is a second potential reason: the two-dimensional region over which we need to integrate is somehow unpleasant, and we want the region in terms of  $u$  and  $v$  to be nicer—to be a rectangle, for example. Ideally, of course, the new function and the new region will be no worse than the originals, and at least one of them will be better; this doesn't always pan out.

As before, there are three parts to the conversion: the function itself must be rewritten in terms of  $u$  and  $v$ ,  $dy dx$  must be converted to  $du dv$ , and the old region must be converted to the new region. We will develop the necessary techniques by considering a particular example, and we will use an example we already know how to do by other means.

Consider

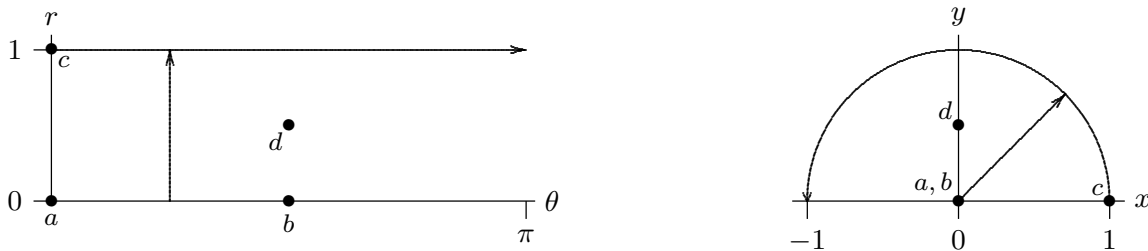
$$\int_{-1}^1 \int_0^{\sqrt{1-x^2}} \sqrt{x^2 + y^2} dy dx.$$

The limits correspond to integrating over the top half of a circular disk, and we recognize that the function will simplify in polar coordinates, so we would normally convert to polar

coordinates:

$$\int_0^\pi \int_0^1 \sqrt{r^2} r dr d\theta = \frac{\pi}{3}.$$

But let's instead approach this as a substitution problem, starting with  $x = r \cos \theta$ ,  $y = r \sin \theta$ . This pair of equations describes a function from “ $r$ - $\theta$  space” to “ $x$ - $y$  space”, and because it involves familiar concepts, it is not too hard to understand what it does. In figure 17.7.2 we have indicated geometrically a bit about how this function behaves. The four dots labeled  $a$ – $d$  in the  $r$ - $\theta$  plane correspond to the three dots in the  $x$ - $y$  plane; dots  $a$  and  $b$  both go to the origin because  $r = 0$ . The horizontal arrow in the  $r$ - $\theta$  plane has  $r = 1$  everywhere and  $\theta$  ranges from 0 to  $\pi$ , so the corresponding points  $x = r \cos \theta$ ,  $y = r \sin \theta$  start at  $(1, 0)$  and follow the unit circle counter-clockwise. Finally, the vertical arrow has  $\theta = \pi/4$  and  $r$  ranges from 0 to 1, so it maps to the straight arrow in the  $x$ - $y$  plane. Extrapolating from these few examples, it's not hard to see that every vertical line in the  $r$ - $\theta$  plane is transformed to a line through the origin in the  $x$ - $y$  plane, and every horizontal line in the  $r$ - $\theta$  plane is transformed to a circle with center at the origin in the  $x$ - $y$  plane. Since we are interested in integrating over the half-disk in the  $x$ - $y$  plane, we will integrate over the rectangle  $[0, \pi] \times [0, 1]$  in the  $r$ - $\theta$  plane, because we now see that the points in this rectangle are sent precisely to the upper half disk by  $x = r \cos \theta$  and  $y = r \sin \theta$ .



**Figure 17.7.2** Double change of variable.

At this point we are two-thirds done with the task: we know the  $r$ - $\theta$  limits of integration, and we can easily convert the function to the new variables:

$$\sqrt{x^2 + y^2} = \sqrt{r^2 \cos^2 \theta + r^2 \sin^2 \theta} = r \sqrt{\cos^2 \theta + \sin^2 \theta} = r. \quad (17.7.1)$$

The final, and most difficult, task is to figure out what replaces  $dx dy$ . (Of course, we actually know the answer, because we are in effect converting to polar coordinates. What we really want is a series of steps that gets to that right answer but that will also work for other substitutions that are not so familiar.)

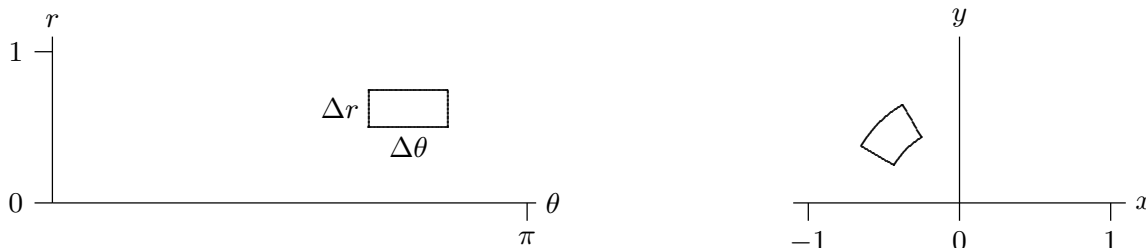
Let's take a step back and remember how integration arises from approximation. When we approximate the integral in the  $x$ - $y$  plane, we are computing the volumes of tall thin

boxes, in this case boxes that are  $\Delta x \times \Delta y \times \sqrt{x^2 + y^2}$ . We are aiming to come up with an integral in the  $r$ - $\theta$  plane that looks like this:

$$\int_0^\pi \int_0^1 r(?) \, dr \, d\theta. \quad (17.7.2)$$

What we're missing is exactly the right quantity to replace the “?” so that we get the correct answer. Of course, this integral is also the result of an approximation, in which we add up volumes of boxes that are  $\Delta r \times \Delta\theta \times \text{height}$ ; the problem is that the height that will give us the correct answer is not simply  $r$ . Or put another way, we can think of the correct height as  $r$ , but the area of the base  $\Delta r \Delta\theta$  as being wrong. The height  $r$  comes from equation 17.7.1, which is to say, it is precisely the same as the corresponding height in the  $x$ - $y$  version of the integral. The problem is that the area of the base  $\Delta x \times \Delta y$  is not the same as the area of the base  $\Delta r \times \Delta\theta$ . We can think of the “?” in the integral as a correction factor that is needed so that  $? \, dr \, d\theta = dx \, dy$ .

So let's think about what that little base  $\Delta r \times \Delta\theta$  corresponds to. We know that each bit of horizontal line in the  $r$ - $\theta$  plane corresponds to a bit of circular arc in the  $x$ - $y$  plane, and each bit of vertical line in the  $r$ - $\theta$  plane corresponds to a bit of “radial line” in the  $x$ - $y$  plane. In figure 17.7.3 we show a typical rectangle in the  $r$ - $\theta$  plane and its corresponding area in the  $x$ - $y$  plane.



**Figure 17.7.3** Corresponding areas. (AP)

In this case, the region in the  $x$ - $y$  plane is approximately a rectangle with dimensions  $\Delta r \times r \Delta\theta$ , but in general the corner angles will not be right angles, so the region will typically be (almost) a parallelogram. We need to compute the area of this parallelogram. We know a neat way to do this: compute the length of a certain cross product (page 328). If we can determine an appropriate two vectors we'll be nearly done.

Fortunately, we've really done this before. The sides of the region in the  $x$ - $y$  plane are formed by temporarily fixing either  $r$  or  $\theta$  and letting the other variable range over a small interval. In figure 17.7.4, for example, the upper right edge of the region is formed by fixing  $\theta = 2\pi/3$  and letting  $r$  run from 0.5 to 0.75. In other words, we have a vector function  $\mathbf{v}(r) = \langle r \cos \theta_0, r \sin \theta_0, 0 \rangle$ , and we are interested in a restricted set of values



for  $r$ . A vector tangent to this path is given by the derivative  $\mathbf{v}'(r) = \langle \cos \theta_0, \sin \theta_0, 0 \rangle$ , and a small tangent vector, with length approximately equal to the side of the region, is  $\langle \cos \theta_0, \sin \theta_0, 0 \rangle dr$ . Likewise, if we fix  $r = r_0 = 0.5$ , we get the vector function  $\mathbf{w}(\theta) = \langle r_0 \cos \theta, r_0 \sin \theta, 0 \rangle$  with derivative  $\mathbf{w}'(\theta) = \langle -r_0 \sin \theta, r_0 \cos \theta, 0 \rangle$  and a small tangent vector  $\langle -r_0 \sin \theta_0, r_0 \cos \theta_0, 0 \rangle d\theta$  when  $\theta = \theta_0$  (at the corner we're focusing on). These vectors are shown in figure 17.7.4, with the actual region outlined by a dotted boundary. Of course, since both  $\Delta r$  and  $\Delta \theta$  are quite large, the parallelogram is not a particularly good approximation to the true area.

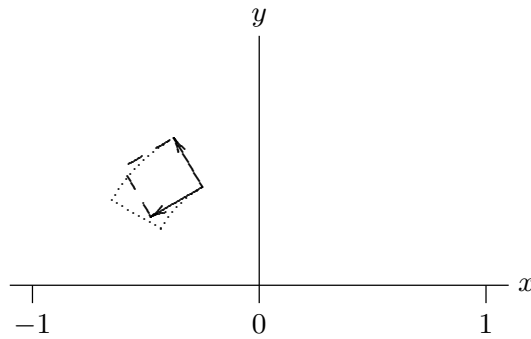


Figure 17.7.4 The approximating parallelogram.

The area of this parallelogram is the length of the cross product:

$$\begin{aligned} \langle -r_0 \sin \theta_0, r_0 \cos \theta_0, 0 \rangle d\theta \times \langle \cos \theta_0, \sin \theta_0, 0 \rangle dr &= \begin{vmatrix} \mathbf{i} & \mathbf{j} & \mathbf{k} \\ -r_0 \sin \theta_0 & r_0 \cos \theta_0 & 0 \\ \cos \theta_0 & \sin \theta_0 & 0 \end{vmatrix} d\theta dr \\ &= \langle 0, 0, -r_0 \sin^2 \theta_0 - r_0 \cos^2 \theta_0 \rangle d\theta dr \\ &= \langle 0, 0, -r_0 \rangle d\theta dr. \end{aligned}$$

The length of this vector is  $r_0 dr d\theta$ . So in general, for any values of  $r$  and  $\theta$ , the area in the  $x$ - $y$  plane corresponding to a small rectangle anchored at  $(\theta, r)$  in the  $r$ - $\theta$  plane is approximately  $r dr d\theta$ . In other words, “ $r$ ” replaces the “?” in equation 17.7.2.

In general, a substitution will start with equations  $x = f(u, v)$  and  $y = g(u, v)$ . Again, it will be straightforward to convert the function being integrated. Converting the limits will require, as above, an understanding of just how the functions  $f$  and  $g$  transform the  $u$ - $v$  plane into the  $x$ - $y$  plane. Finally, the small vectors we need to approximate an area will be  $\langle f_u, g_u, 0 \rangle du$  and  $\langle f_v, g_v, 0 \rangle dv$ . The cross product of these is  $\langle 0, 0, f_u g_v - g_u f_v \rangle du dv$  with length  $|f_u g_v - g_u f_v| du dv$ . The quantity  $|f_u g_v - g_u f_v|$  is usually denoted

$$\left| \frac{\partial(x, y)}{\partial(u, v)} \right| = |f_u g_v - g_u f_v|$$

and called the **Jacobian**. Note that this is the absolute value of the two by two determinant

$$\begin{vmatrix} f_u & g_u \\ f_v & g_v \end{vmatrix},$$

which may be easier to remember. (Confusingly, the matrix, the determinant of the matrix, and the absolute value of the determinant are all called the Jacobian by various authors.)

Because there are two things to worry about, namely, the form of the function and the region of integration, transformations in two (or more) variables are quite tricky to discover.

**EXAMPLE 17.7.1** Integrate  $x^2 - xy + y^2$  over the region  $x^2 - xy + y^2 \leq 2$ .

The equation  $x^2 - xy + y^2 = 2$  describes an ellipse as in figure 17.7.5; the region of integration is the interior of the ellipse. We will use the transformation  $x = \sqrt{2}u - \sqrt{2/3}v$ ,  $y = \sqrt{2}u + \sqrt{2/3}v$ . Substituting into the function itself we get

$$x^2 - xy + y^2 = 2u^2 + 2v^2.$$

The boundary of the ellipse is  $x^2 - xy + y^2 = 2$ , so the boundary of the corresponding region in the  $u$ - $v$  plane is  $2u^2 + 2v^2 = 2$  or  $u^2 + v^2 = 1$ , the unit circle, so this substitution makes the region of integration simpler.

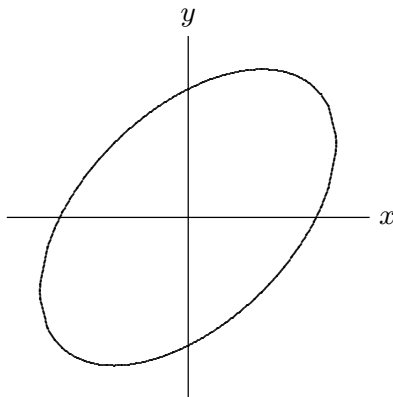
Next, we compute the Jacobian, using  $f = \sqrt{2}u - \sqrt{2/3}v$  and  $g = \sqrt{2}u + \sqrt{2/3}v$ :

$$f_u g_v - g_u f_v = \sqrt{2}\sqrt{2/3} + \sqrt{2}\sqrt{2/3} = \frac{4}{\sqrt{3}}.$$

Hence the new integral is

$$\iint_R (2u^2 + 2v^2) \frac{4}{\sqrt{3}} du dv,$$

where  $R$  is the interior of the unit circle. This is still not an easy integral, but it is easily transformed to polar coordinates, and then easily integrated.  $\square$



**Figure 17.7.5**  $x^2 - xy + y^2 = 2$

There is a similar change of variables formula for triple integrals, though it is a bit more difficult to derive. Suppose we use three substitution functions,  $x = f(u, v, w)$ ,  $y = g(u, v, w)$ , and  $z = h(u, v, w)$ . The Jacobian determinant is now

$$\frac{\partial(x, y, z)}{\partial(u, v, w)} = \begin{vmatrix} f_u & g_u & h_u \\ f_v & g_v & h_v \\ f_w & g_w & h_w \end{vmatrix}.$$

Then the integral is transformed in a similar fashion:

$$\iiint_R F(x, y, z) dV = \iiint_S F(f(u, v, w), g(u, v, w), h(u, v, w)) \left| \frac{\partial(x, y, z)}{\partial(u, v, w)} \right| du dv dw,$$

where of course the region  $S$  in  $uvw$  space corresponds to the region  $R$  in  $xyz$  space.

### Exercises 17.7.

1. Complete example 17.7.1 by converting to polar coordinates and evaluating the integral.  $\Rightarrow$
2. Evaluate  $\iint xy dx dy$  over the square with corners  $(0, 0)$ ,  $(1, 1)$ ,  $(2, 0)$ , and  $(1, -1)$  in two ways: directly, and using  $x = (u + v)/2$ ,  $y = (u - v)/2$ .  $\Rightarrow$
3. Evaluate  $\iint x^2 + y^2 dx dy$  over the square with corners  $(-1, 0)$ ,  $(0, 1)$ ,  $(1, 0)$ , and  $(0, -1)$  in two ways: directly, and using  $x = (u + v)/2$ ,  $y = (u - v)/2$ .  $\Rightarrow$
4. Evaluate  $\iint (x + y)e^{x-y} dx dy$  over the triangle with corners  $(0, 0)$ ,  $(-1, 1)$ , and  $(1, 1)$  in two ways: directly, and using  $x = (u + v)/2$ ,  $y = (u - v)/2$ .  $\Rightarrow$
5. Evaluate  $\iint y(x - y) dx dy$  over the parallelogram with corners  $(0, 0)$ ,  $(3, 3)$ ,  $(7, 3)$ , and  $(4, 0)$  in two ways: directly, and using  $x = u + v$ ,  $y = u$ .  $\Rightarrow$
6. Evaluate  $\iint \sqrt{x^2 + y^2} dx dy$  over the triangle with corners  $(0, 0)$ ,  $(4, 4)$ , and  $(4, 0)$  using  $x = u$ ,  $y = uv$ .  $\Rightarrow$
7. Evaluate  $\iint y \sin(xy) dx dy$  over the region bounded by  $xy = 1$ ,  $xy = 4$ ,  $y = 1$ , and  $y = 4$  using  $x = u/v$ ,  $y = v$ .  $\Rightarrow$
8. Evaluate  $\iint \sin(9x^2 + 4y^2) dA$ , over the region in the first quadrant bounded by the ellipse  $9x^2 + 4y^2 = 1$ .  $\Rightarrow$
9. Compute the Jacobian for the substitutions  $x = \rho \sin \phi \cos \theta$ ,  $y = \rho \sin \phi \sin \theta$ ,  $z = \rho \cos \phi$ .  $\Rightarrow$

432 Chapter 17 Multiple Integration

10. Evaluate  $\iiint_E dV$  where  $E$  is the solid enclosed by the ellipsoid

$$\frac{x^2}{a^2} + \frac{y^2}{b^2} + \frac{z^2}{c^2} = 1,$$

using the transformation  $x = au$ ,  $y = bv$ , and  $z = cw$ .  $\Rightarrow$

# 18

## Vector Calculus

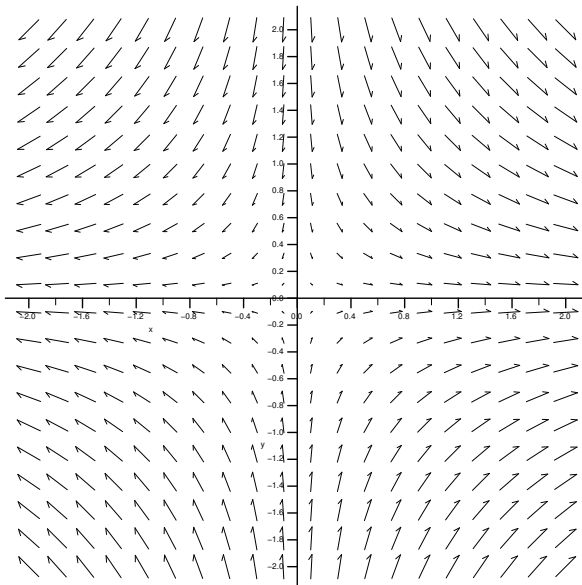
### 18.1 VECTOR FIELDS

This chapter is concerned with applying calculus in the context of **vector fields**. A two-dimensional vector field is a function  $f$  that maps each point  $(x, y)$  in  $\mathbb{R}^2$  to a two-dimensional vector  $\langle u, v \rangle$ , and similarly a three-dimensional vector field maps  $(x, y, z)$  to  $\langle u, v, w \rangle$ . Since a vector has no position, we typically indicate a vector field in graphical form by placing the vector  $f(x, y)$  with its tail at  $(x, y)$ . Figure 18.1.1 shows a representation of the vector field  $f(x, y) = \langle -x/\sqrt{x^2 + y^2 + 4}, y/\sqrt{x^2 + y^2 + 4} \rangle$ . For such a graph to be readable, the vectors must be fairly short, which is accomplished by using a different scale for the vectors than for the axes. Such graphs are thus useful for understanding the sizes of the vectors relative to each other but not their absolute size.

Vector fields have many important applications, as they can be used to represent many physical quantities: the vector at a point may represent the strength of some force (gravity, electricity, magnetism) or a velocity (wind speed or the velocity of some other fluid).

We have already seen a particularly important kind of vector field—the gradient. Given a function  $f(x, y)$ , recall that the gradient is  $\langle f_x(x, y), f_y(x, y) \rangle$ , a vector that depends on (is a function of)  $x$  and  $y$ . We usually picture the gradient vector with its tail at  $(x, y)$ , pointing in the direction of maximum increase. Vector fields that are gradients have some particularly nice properties, as we will see. An important example is

$$\mathbf{F} = \left\langle \frac{-x}{(x^2 + y^2 + z^2)^{3/2}}, \frac{-y}{(x^2 + y^2 + z^2)^{3/2}}, \frac{-z}{(x^2 + y^2 + z^2)^{3/2}} \right\rangle,$$



**Figure 18.1.1** A vector field.

which points from the point  $(x, y, z)$  toward the origin and has length

$$\frac{\sqrt{x^2 + y^2 + z^2}}{(x^2 + y^2 + z^2)^{3/2}} = \frac{1}{(\sqrt{x^2 + y^2 + z^2})^2},$$

which is the reciprocal of the square of the distance from  $(x, y, z)$  to the origin—in other words,  $\mathbf{F}$  is an “inverse square law”. The vector  $\mathbf{F}$  is a gradient:

$$\mathbf{F} = \nabla \frac{1}{\sqrt{x^2 + y^2 + z^2}}, \quad (18.1.1)$$

which turns out to be extremely useful.

### ***Exercises 18.1.***

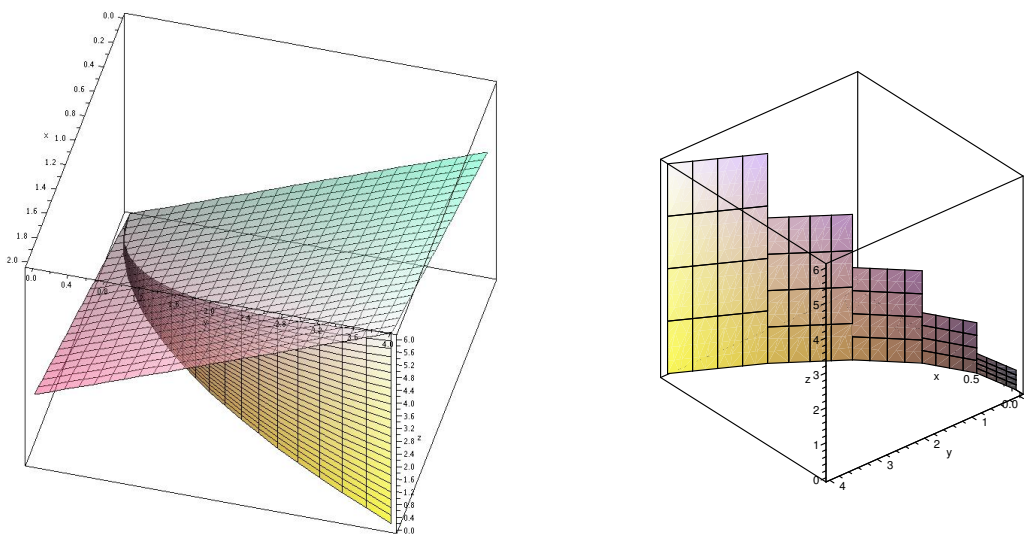
Sketch the vector fields; check your work with Sage’s `plot_vector_field` function.

1.  $\langle x, y \rangle$
2.  $\langle -x, -y \rangle$
3.  $\langle x, -y \rangle$
4.  $\langle \sin x, \cos y \rangle$
5.  $\langle y, 1/x \rangle$
6.  $\langle x + 1, x + 3 \rangle$
7. Verify equation 18.1.1.

## 18.2 LINE INTEGRALS

We have so far integrated “over” intervals, areas, and volumes with single, double, and triple integrals. We now investigate integration over or “along” a curve—“line integrals” are really “curve integrals”.

As with other integrals, a geometric example may be easiest to understand. Consider the function  $f = x + y$  and the parabola  $y = x^2$  in the  $x$ - $y$  plane, for  $0 \leq x \leq 2$ . Imagine that we extend the parabola up to the surface  $f$ , to form a curved wall or curtain, as in figure 18.2.1. What is the area of the surface thus formed? We already know one way to compute surface area, but here we take a different approach that is more useful for the problems to come.



**Figure 18.2.1** Approximating the area under a curve. (AP)

As usual, we start by thinking about how to approximate the area. We pick some points along the part of the parabola we’re interested in, and connect adjacent points by straight lines; when the points are close together, the length of each line segment will be close to the length along the parabola. Using each line segment as the base of a rectangle, we choose the height to be the height of the surface  $f$  above the line segment. If we add up the areas of these rectangles, we get an approximation to the desired area, and in the limit this sum turns into an integral.

Typically the curve is in vector form, or can easily be put in vector form; in this example we have  $\mathbf{r}(t) = \langle t, t^2 \rangle$ . Then as we have seen in section 15.3 on arc length, the length of one of the straight line segments in the approximation is approximately

$ds = |\mathbf{r}'| dt = \sqrt{1 + 4t^2} dt$ , so the integral is

$$\int_0^2 f(t, t^2) \sqrt{1 + 4t^2} dt = \int_0^2 (t + t^2) \sqrt{1 + 4t^2} dt = \frac{167}{48} \sqrt{17} - \frac{1}{12} - \frac{1}{64} \ln(4 + \sqrt{17}).$$

This integral of a function along a curve  $C$  is often written in abbreviated form as

$$\int_C f(x, y) ds.$$

**EXAMPLE 18.2.1** Compute  $\int_C ye^x ds$  where  $C$  is the line segment from  $(1, 2)$  to  $(4, 7)$ .

We write the line segment as a vector function:  $\mathbf{r} = \langle 1, 2 \rangle + t\langle 3, 5 \rangle$ ,  $0 \leq t \leq 1$ , or in parametric form  $x = 1 + 3t$ ,  $y = 2 + 5t$ . Then

$$\int_C ye^x ds = \int_0^1 (2 + 5t)e^{1+3t} \sqrt{3^2 + 5^2} dt = \frac{16}{9} \sqrt{34} e^4 - \frac{1}{9} \sqrt{34} e.$$

□

All of these ideas extend to three dimensions in the obvious way.

**EXAMPLE 18.2.2** Compute  $\int_C x^2 z ds$  where  $C$  is the line segment from  $(0, 6, -1)$  to  $(4, 1, 5)$ .

We write the line segment as a vector function:  $\mathbf{r} = \langle 0, 6, -1 \rangle + t\langle 4, -5, 6 \rangle$ ,  $0 \leq t \leq 1$ , or in parametric form  $x = 4t$ ,  $y = 6 - 5t$ ,  $z = -1 + 6t$ . Then

$$\int_C x^2 z ds = \int_0^1 (4t)^2 (-1 + 6t) \sqrt{16 + 25 + 36} dt = 16\sqrt{77} \int_0^1 -t^2 + 6t^3 dt = \frac{56}{3} \sqrt{77}.$$

□

Now we turn to a perhaps more interesting example. Recall that in the simplest case, the work done by a force on an object is equal to the magnitude of the force times the distance the object moves; this assumes that the force is constant and in the direction of motion. We have already dealt with examples in which the force is not constant; now we are prepared to examine what happens when the force is not parallel to the direction of motion.



We have already examined the idea of components of force, in example 14.3.4: the component of a force  $\mathbf{F}$  in the direction of a vector  $\mathbf{v}$  is

$$\frac{\mathbf{F} \cdot \mathbf{v}}{|\mathbf{v}|^2} \mathbf{v},$$

the projection of  $\mathbf{F}$  onto  $\mathbf{v}$ . The magnitude of the force in the direction of  $\mathbf{v}$  is the scalar projection of  $\mathbf{F}$  onto  $\mathbf{v}$ :

$$\frac{\mathbf{F} \cdot \mathbf{v}}{|\mathbf{v}|}.$$

If an object moves subject to this (constant) force, in the direction of  $\mathbf{v}$ , over a distance equal to the length of  $\mathbf{v}$ , the work done is

$$\frac{\mathbf{F} \cdot \mathbf{v}}{|\mathbf{v}|} |\mathbf{v}| = \mathbf{F} \cdot \mathbf{v}.$$

Thus, work in the vector setting is still “force times distance”, except that “times” means “dot product”.

If the force varies from point to point, it is represented by a vector field  $\mathbf{F}$ ; the displacement vector  $\mathbf{v}$  may also change, as an object may follow a curving path in two or three dimensions. Suppose that the path of an object is given by a vector function  $\mathbf{r}(t)$ ; at any point along the path, the (small) tangent vector  $\mathbf{r}' \Delta t$  gives an approximation to its motion over a short time  $\Delta t$ , so the work done during that time is approximately  $\mathbf{F} \cdot \mathbf{r}' \Delta t$ ; the total work over some time period is then

$$\int_{t_0}^{t_1} \mathbf{F} \cdot \mathbf{r}' dt.$$

It is useful to rewrite this in various ways at different times. We start with

$$\int_{t_0}^{t_1} \mathbf{F} \cdot \mathbf{r}' dt = \int_C \mathbf{F} \cdot d\mathbf{r},$$

abbreviating  $\mathbf{r}' dt$  by  $d\mathbf{r}$ . Or we can write

$$\int_{t_0}^{t_1} \mathbf{F} \cdot \mathbf{r}' dt = \int_{t_0}^{t_1} \mathbf{F} \cdot \frac{\mathbf{r}'}{|\mathbf{r}'|} |\mathbf{r}'| dt = \int_{t_0}^{t_1} \mathbf{F} \cdot \mathbf{T} |\mathbf{r}'| dt = \int_C \mathbf{F} \cdot \mathbf{T} ds,$$

using the unit tangent vector  $\mathbf{T}$ , abbreviating  $|\mathbf{r}'| dt$  as  $ds$ , and indicating the path of the object by  $C$ . In other words, work is computed using a particular line integral of the form

we have considered. Alternately, we sometimes write

$$\begin{aligned}\int_C \mathbf{F} \cdot \mathbf{r}' dt &= \int_C \langle f, g, h \rangle \cdot \langle x', y', z' \rangle dt = \int_C \left( f \frac{dx}{dt} + g \frac{dy}{dt} + h \frac{dz}{dt} \right) dt \\ &= \int_C f dx + g dy + h dz = \int_C f dx + \int_C g dy + \int_C h dz,\end{aligned}$$

and similarly for two dimensions, leaving out references to  $z$ .

**EXAMPLE 18.2.3** Suppose an object moves from  $(-1, 1)$  to  $(2, 4)$  along the path  $\mathbf{r}(t) = \langle t, t^2 \rangle$ , subject to the force  $\mathbf{F} = \langle x \sin y, y \rangle$ . Find the work done.

We can write the force in terms of  $t$  as  $\langle t \sin(t^2), t^2 \rangle$ , and compute  $\mathbf{r}'(t) = \langle 1, 2t \rangle$ , and then the work is

$$\int_{-1}^2 \langle t \sin(t^2), t^2 \rangle \cdot \langle 1, 2t \rangle dt = \int_{-1}^2 t \sin(t^2) + 2t^3 dt = \frac{15}{2} + \frac{\cos(1) - \cos(4)}{2}.$$

Alternately, we might write

$$\int_C x \sin y dx + \int_C y dy = \int_{-1}^2 x \sin(x^2) dx + \int_1^4 y dy = -\frac{\cos(4)}{2} + \frac{\cos(1)}{2} + \frac{16}{2} - \frac{1}{2}$$

getting the same answer. □

### Exercises 18.2.

1. Compute  $\int_C xy^2 ds$  along the line segment from  $(1, 2, 0)$  to  $(2, 1, 3)$ .  $\Rightarrow$
2. Compute  $\int_C \sin x ds$  along the line segment from  $(-1, 2, 1)$  to  $(1, 2, 5)$ .  $\Rightarrow$
3. Compute  $\int_C z \cos(xy) ds$  along the line segment from  $(1, 0, 1)$  to  $(2, 2, 3)$ .  $\Rightarrow$
4. Compute  $\int_C \sin x dx + \cos y dy$  along the top half of the unit circle, from  $(1, 0)$  to  $(-1, 0)$ .  $\Rightarrow$
5. Compute  $\int_C xe^y dx + x^2y dy$  along the line segment  $y = 3$ ,  $0 \leq x \leq 2$ .  $\Rightarrow$
6. Compute  $\int_C xe^y dx + x^2y dy$  along the line segment  $x = 4$ ,  $0 \leq y \leq 4$ .  $\Rightarrow$
7. Compute  $\int_C xe^y dx + x^2y dy$  along the curve  $x = 3t$ ,  $y = t^2$ ,  $0 \leq t \leq 1$ .  $\Rightarrow$
8. Compute  $\int_C xe^y dx + x^2y dy$  along the curve  $\langle e^t, e^t \rangle$ ,  $-1 \leq t \leq 1$ .  $\Rightarrow$
9. Compute  $\int_C \langle \cos x, \sin y \rangle \cdot d\mathbf{r}$  along the curve  $\langle t, t \rangle$ ,  $0 \leq t \leq 1$ .  $\Rightarrow$

10. Compute  $\int_C \langle 1/xy, 1/(x+y) \rangle \cdot d\mathbf{r}$  along the path from  $(1, 1)$  to  $(3, 1)$  to  $(3, 6)$  using straight line segments.  $\Rightarrow$
11. Compute  $\int_C \langle 1/xy, 1/(x+y) \rangle \cdot d\mathbf{r}$  along the curve  $\langle 2t, 5t \rangle$ ,  $1 \leq t \leq 4$ .  $\Rightarrow$
12. Compute  $\int_C \langle 1/xy, 1/(x+y) \rangle \cdot d\mathbf{r}$  along the curve  $\langle t, t^2 \rangle$ ,  $1 \leq t \leq 4$ .  $\Rightarrow$
13. Compute  $\int_C yz dx + xz dy + xy dz$  along the curve  $\langle t, t^2, t^3 \rangle$ ,  $0 \leq t \leq 1$ .  $\Rightarrow$
14. An object moves from  $(1, 1)$  to  $(4, 8)$  along the path  $\mathbf{r}(t) = \langle t^2, t^3 \rangle$ , subject to the force  $\mathbf{F} = \langle x^2, \sin y \rangle$ . Find the work done.  $\Rightarrow$
15. An object moves along the line segment from  $(1, 1)$  to  $(2, 5)$ , subject to the force  $\mathbf{F} = \langle x/(x^2 + y^2), y/(x^2 + y^2) \rangle$ . Find the work done.  $\Rightarrow$
16. An object moves along the parabola  $\mathbf{r}(t) = \langle t, t^2 \rangle$ ,  $0 \leq t \leq 1$ , subject to the force  $\mathbf{F} = \langle 1/(y+1), -1/(x+1) \rangle$ . Find the work done.  $\Rightarrow$
17. An object moves along the line segment from  $(0, 0, 0)$  to  $(3, 6, 10)$ , subject to the force  $\mathbf{F} = \langle x^2, y^2, z^2 \rangle$ . Find the work done.  $\Rightarrow$
18. An object moves along the curve  $\mathbf{r}(t) = \langle \sqrt{t}, 1/\sqrt{t}, t \rangle$ ,  $1 \leq t \leq 4$ , subject to the force  $\mathbf{F} = \langle y, z, x \rangle$ . Find the work done.  $\Rightarrow$
19. An object moves from  $(1, 1, 1)$  to  $(2, 4, 8)$  along the path  $\mathbf{r}(t) = \langle t, t^2, t^3 \rangle$ , subject to the force  $\mathbf{F} = \langle \sin x, \sin y, \sin z \rangle$ . Find the work done.  $\Rightarrow$
20. An object moves from  $(1, 0, 0)$  to  $(-1, 0, \pi)$  along the path  $\mathbf{r}(t) = \langle \cos t, \sin t, t \rangle$ , subject to the force  $\mathbf{F} = \langle y^2, y^2, xz \rangle$ . Find the work done.  $\Rightarrow$
21. Give an example of a non-trivial force field  $\mathbf{F}$  and non-trivial path  $\mathbf{r}(t)$  for which the total work done moving along the path is zero.

## 18.3 THE FUNDAMENTAL THEOREM OF LINE INTEGRALS

One way to write the Fundamental Theorem of Calculus (7.2.1) is:

$$\int_a^b f'(x) dx = f(b) - f(a).$$

That is, to compute the integral of a derivative  $f'$  we need only compute the values of  $f$  at the endpoints. Something similar is true for line integrals of a certain form.

**THEOREM 18.3.1 Fundamental Theorem of Line Integrals** Suppose a curve  $C$  is given by the vector function  $\mathbf{r}(t)$ , with  $\mathbf{a} = \mathbf{r}(a)$  and  $\mathbf{b} = \mathbf{r}(b)$ . Then

$$\int_C \nabla f \cdot d\mathbf{r} = f(\mathbf{b}) - f(\mathbf{a}),$$

provided that  $\mathbf{r}$  is sufficiently nice.

**Proof.** We write  $\mathbf{r} = \langle x(t), y(t), z(t) \rangle$ , so that  $\mathbf{r}' = \langle x'(t), y'(t), z'(t) \rangle$ . Also, we know that  $\nabla f = \langle f_x, f_y, f_z \rangle$ . Then

$$\int_C \nabla f \cdot d\mathbf{r} = \int_a^b \langle f_x, f_y, f_z \rangle \cdot \langle x'(t), y'(t), z'(t) \rangle dt = \int_a^b f_x x' + f_y y' + f_z z' dt.$$

By the chain rule (see section 16.4)  $f_x x' + f_y y' + f_z z' = df/dt$ , where  $f$  in this context means  $f(x(t), y(t), z(t))$ , a function of  $t$ . In other words, all we have is

$$\int_a^b f'(t) dt = f(b) - f(a).$$

In this context,  $f(a) = f(x(a), y(a), z(a))$ . Since  $\mathbf{a} = \mathbf{r}(a) = \langle x(a), y(a), z(a) \rangle$ , we can write  $f(a) = f(\mathbf{a})$ —this is a bit of a cheat, since we are simultaneously using  $f$  to mean  $f(t)$  and  $f(x, y, z)$ , and since  $f(x(a), y(a), z(a))$  is not technically the same as  $f(\langle x(a), y(a), z(a) \rangle)$ , but the concepts are clear and the different uses are compatible. Doing the same for  $b$ , we get

$$\int_C \nabla f \cdot d\mathbf{r} = \int_a^b f'(t) dt = f(b) - f(a) = f(\mathbf{b}) - f(\mathbf{a}). \quad \blacksquare$$

This theorem, like the Fundamental Theorem of Calculus, says roughly that if we integrate a “derivative-like function” ( $f'$  or  $\nabla f$ ) the result depends only on the values of the original function ( $f$ ) at the endpoints.

If a vector field  $\mathbf{F}$  is the gradient of a function,  $\mathbf{F} = \nabla f$ , we say that  $\mathbf{F}$  is a **conservative vector field**. If  $\mathbf{F}$  is a conservative force field, then the integral for work,  $\int_C \mathbf{F} \cdot d\mathbf{r}$ , is in the form required by the Fundamental Theorem of Line Integrals. This means that in a conservative force field, the amount of work required to move an object from point  $\mathbf{a}$  to point  $\mathbf{b}$  depends only on those points, not on the path taken between them.

**EXAMPLE 18.3.2** An object moves in the force field

$$\mathbf{F} = \left\langle \frac{-x}{(x^2 + y^2 + z^2)^{3/2}}, \frac{-y}{(x^2 + y^2 + z^2)^{3/2}}, \frac{-z}{(x^2 + y^2 + z^2)^{3/2}} \right\rangle,$$

along the curve  $\mathbf{r} = \langle 1 + t, t^3, t \cos(\pi t) \rangle$  as  $t$  ranges from 0 to 1. Find the work done by the force on the object.

The straightforward way to do this involves substituting the components of  $\mathbf{r}$  into  $\mathbf{F}$ , forming the dot product  $\mathbf{F} \cdot \mathbf{r}'$ , and then trying to compute the integral, but this integral is extraordinarily messy, perhaps impossible to compute. But since  $\mathbf{F} = \nabla(1/\sqrt{x^2 + y^2 + z^2})$  we need only substitute:

$$\int_C \mathbf{F} \cdot d\mathbf{r} = \frac{1}{\sqrt{x^2 + y^2 + z^2}} \Big|_{(1,0,0)}^{(2,1,-1)} = \frac{1}{\sqrt{6}} - 1.$$

□

Another immediate consequence of the Fundamental Theorem involves **closed paths**. A path  $C$  is closed if it forms a loop, so that traveling over the  $C$  curve brings you back to the starting point. If  $C$  is a closed path, we can integrate around it starting at any point  $\mathbf{a}$ ; since the starting and ending points are the same,

$$\int_C \nabla f \cdot d\mathbf{r} = f(\mathbf{a}) - f(\mathbf{a}) = 0.$$

For example, in a gravitational field (an inverse square law field) the amount of work required to move an object around a closed path is zero. Of course, it's only the *net* amount of work that is zero. It may well take a great deal of work to get from point  $\mathbf{a}$  to point  $\mathbf{b}$ , but then the return trip will “produce” work. For example, it takes work to pump water from a lower to a higher elevation, but if you then let gravity pull the water back down, you can recover work by running a water wheel or generator. (In the real world you won't recover all the work because of various losses along the way.)

To make use of the Fundamental Theorem of Line Integrals, we need to be able to spot conservative vector fields  $\mathbf{F}$  and to compute  $f$  so that  $\mathbf{F} = \nabla f$ . Suppose that  $\mathbf{F} = \langle P, Q \rangle = \nabla f$ . Then  $P = f_x$  and  $Q = f_y$ , and provided that  $f$  is sufficiently nice, we know from Clairaut's Theorem (16.6.2) that  $P_y = f_{xy} = f_{yx} = Q_x$ . If we compute  $P_y$  and  $Q_x$  and find that they are not equal, then  $\mathbf{F}$  is not conservative. If  $P_y = Q_x$ , then, again provided that  $\mathbf{F}$  is sufficiently nice, we can be assured that  $\mathbf{F}$  is conservative. Ultimately, what's important is that we be able to find  $f$ ; as this amounts to finding anti-derivatives, we may not always succeed.

**EXAMPLE 18.3.3** Find an  $f$  so that  $\langle 3 + 2xy, x^2 - 3y^2 \rangle = \nabla f$ .

First, note that

$$\frac{\partial}{\partial y}(3 + 2xy) = 2x \quad \text{and} \quad \frac{\partial}{\partial x}(x^2 - 3y^2) = 2x,$$

so the desired  $f$  does exist. This means that  $f_x = 3 + 2xy$ , so that  $f = 3x + x^2y + g(y)$ ; the first two terms are needed to get  $3 + 2xy$ , and the  $g(y)$  could be any function of  $y$ , as it would disappear upon taking a derivative with respect to  $x$ . Likewise, since  $f_y = x^2 - 3y^2$ ,  $f = x^2y - y^3 + h(x)$ . The question now becomes, is it possible to find  $g(y)$  and  $h(x)$  so that

$$3x + x^2y + g(y) = x^2y - y^3 + h(x),$$

and of course the answer is yes:  $g(y) = -y^3$ ,  $h(x) = 3x$ . Thus,  $f = 3x + x^2y - y^3$ .  $\square$

We can test a vector field  $\mathbf{F} = \langle P, Q, R \rangle$  in a similar way. Suppose that  $\langle P, Q, R \rangle = \langle f_x, f_y, f_z \rangle$ . If we temporarily hold  $z$  constant, then  $f(x, y, z)$  is a function of  $x$  and  $y$ ,

and by Clairaut's Theorem  $P_y = f_{xy} = f_{yx} = Q_x$ . Likewise, holding  $y$  constant implies  $P_z = f_{xz} = f_{zx} = R_x$ , and with  $x$  constant we get  $Q_z = f_{yz} = f_{zy} = R_y$ . Conversely, if we find that  $P_y = Q_x$ ,  $P_z = R_x$ , and  $Q_z = R_y$  then  $\mathbf{F}$  is conservative.

### Exercises 18.3.

1. Find an  $f$  so that  $\nabla f = \langle 2x + y^2, 2y + x^2 \rangle$ , or explain why there is no such  $f$ .  $\Rightarrow$
2. Find an  $f$  so that  $\nabla f = \langle x^3, -y^4 \rangle$ , or explain why there is no such  $f$ .  $\Rightarrow$
3. Find an  $f$  so that  $\nabla f = \langle xe^y, ye^x \rangle$ , or explain why there is no such  $f$ .  $\Rightarrow$
4. Find an  $f$  so that  $\nabla f = \langle y \cos x, y \sin x \rangle$ , or explain why there is no such  $f$ .  $\Rightarrow$
5. Find an  $f$  so that  $\nabla f = \langle y \cos x, \sin x \rangle$ , or explain why there is no such  $f$ .  $\Rightarrow$
6. Find an  $f$  so that  $\nabla f = \langle x^2y^3, xy^4 \rangle$ , or explain why there is no such  $f$ .  $\Rightarrow$
7. Find an  $f$  so that  $\nabla f = \langle yz, xz, xy \rangle$ , or explain why there is no such  $f$ .  $\Rightarrow$
8. Evaluate  $\int_C (10x^4 - 2xy^3) dx - 3x^2y^2 dy$  where  $C$  is the part of the curve  $x^5 - 5x^2y^2 - 7x^2 = 0$  from  $(3, -2)$  to  $(3, 2)$ .  $\Rightarrow$
9. Let  $\mathbf{F} = \langle yz, xz, xy \rangle$ . Find the work done by this force field on an object that moves from  $(1, 0, 2)$  to  $(1, 2, 3)$ .  $\Rightarrow$
10. Let  $\mathbf{F} = \langle e^y, xe^y + \sin z, y \cos z \rangle$ . Find the work done by this force field on an object that moves from  $(0, 0, 0)$  to  $(1, -1, 3)$ .  $\Rightarrow$
11. Let

$$\mathbf{F} = \left\langle \frac{-x}{(x^2 + y^2 + z^2)^{3/2}}, \frac{-y}{(x^2 + y^2 + z^2)^{3/2}}, \frac{-z}{(x^2 + y^2 + z^2)^{3/2}} \right\rangle.$$

Find the work done by this force field on an object that moves from  $(1, 1, 1)$  to  $(4, 5, 6)$ .  $\Rightarrow$

## 18.4 GREEN'S THEOREM

We now come to the first of three important theorems that extend the Fundamental Theorem of Calculus to higher dimensions. (The Fundamental Theorem of Line Integrals has already done this in one way, but in that case we were still dealing with an essentially one-dimensional integral.) They all share with the Fundamental Theorem the following rather vague description: *To compute a certain sort of integral over a region, we may do a computation on the boundary of the region that involves one fewer integrations.*

Note that this does indeed describe the Fundamental Theorem of Calculus and the Fundamental Theorem of Line Integrals: to compute a single integral over an interval, we do a computation on the boundary (the endpoints) that involves one fewer integrations, namely, no integrations at all.

**THEOREM 18.4.1 Green's Theorem** If the vector field  $\mathbf{F} = \langle P, Q \rangle$  and the region  $D$  are sufficiently nice, and if  $C$  is the boundary of  $D$  ( $C$  is a closed curve), then

$$\iint_D \frac{\partial Q}{\partial x} - \frac{\partial P}{\partial y} dA = \int_C P dx + Q dy,$$

provided the integration on the right is done counter-clockwise around  $C$ .  $\square$

To indicate that an integral  $\int_C$  is being done over a closed curve in the counter-clockwise direction, we usually write  $\oint_C$ . We also use the notation  $\partial D$  to mean the boundary of  $D$  **oriented** in the counterclockwise direction. With this notation,  $\oint_C = \int_{\partial D}$ .

We already know one case, not particularly interesting, in which this theorem is true: If  $\mathbf{F}$  is conservative, we know that the integral  $\oint_C \mathbf{F} \cdot d\mathbf{r} = 0$ , because any integral of a conservative vector field around a closed curve is zero. We also know in this case that  $\partial P/\partial y = \partial Q/\partial x$ , so the double integral in the theorem is simply the integral of the zero function, namely, 0. So in the case that  $\mathbf{F}$  is conservative, the theorem says simply that  $0 = 0$ .

**EXAMPLE 18.4.2** We illustrate the theorem by computing both sides of

$$\int_{\partial D} x^4 dx + xy dy = \iint_D y - 0 dA,$$

where  $D$  is the triangular region with corners  $(0, 0)$ ,  $(1, 0)$ ,  $(0, 1)$ .

Starting with the double integral:

$$\iint_D y - 0 dA = \int_0^1 \int_0^{1-x} y dy dx = \int_0^1 \frac{(1-x)^2}{2} dx = -\frac{(1-x)^3}{6} \Big|_0^1 = \frac{1}{6}.$$

There is no single formula to describe the boundary of  $D$ , so to compute the left side directly we need to compute three separate integrals corresponding to the three sides of the triangle, and each of these integrals we break into two integrals, the “ $dx$ ” part and the “ $dy$ ” part. The three sides are described by  $y = 0$ ,  $y = 1 - x$ , and  $x = 0$ . The integrals are then

$$\begin{aligned} \int_{\partial D} x^4 dx + xy dy &= \int_0^1 x^4 dx + \int_0^0 0 dy + \int_1^0 x^4 dx + \int_0^1 (1-y)y dy + \int_0^0 0 dx + \int_1^0 0 dy \\ &= \frac{1}{5} + 0 - \frac{1}{5} + \frac{1}{6} + 0 + 0 = \frac{1}{6}. \end{aligned}$$

Alternately, we could describe the three sides in vector form as  $\langle t, 0 \rangle$ ,  $\langle 1-t, t \rangle$ , and  $\langle 0, 1-t \rangle$ . Note that in each case, as  $t$  ranges from 0 to 1, we follow the corresponding side

in the correct direction. Now

$$\begin{aligned}\int_{\partial D} x^4 dx + xy dy &= \int_0^1 t^4 + t \cdot 0 dt + \int_0^1 -(1-t)^4 + (1-t)t dt + \int_0^1 0 + 0 dt \\ &= \int_0^1 t^4 dt + \int_0^1 -(1-t)^4 + (1-t)t dt = \frac{1}{6}.\end{aligned}$$

□

In this case, none of the integrations are difficult, but the second approach is somewhat tedious because of the necessity to set up three different integrals. In different circumstances, either of the integrals, the single or the double, might be easier to compute. Sometimes it is worthwhile to turn a single integral into the corresponding double integral, sometimes exactly the opposite approach is best.

Here is a clever use of Green's Theorem: We know that areas can be computed using double integrals, namely,

$$\iint_D 1 dA$$

computes the area of region  $D$ . If we can find  $P$  and  $Q$  so that  $\partial Q/\partial x - \partial P/\partial y = 1$ , then the area is also

$$\int_{\partial D} P dx + Q dy.$$

It is quite easy to do this:  $P = 0, Q = x$  works, as do  $P = -y, Q = 0$  and  $P = -y/2, Q = x/2$ .

**EXAMPLE 18.4.3** An ellipse centered at the origin, with its two principal axes aligned with the  $x$  and  $y$  axes, is given by

$$\frac{x^2}{a^2} + \frac{y^2}{b^2} = 1.$$

We find the area of the interior of the ellipse via Green's theorem. To do this we need a vector equation for the boundary; one such equation is  $\langle a \cos t, b \sin t \rangle$ , as  $t$  ranges from 0 to  $2\pi$ . We can easily verify this by substitution:

$$\frac{x^2}{a^2} + \frac{y^2}{b^2} = \frac{a^2 \cos^2 t}{a^2} + \frac{b^2 \sin^2 t}{b^2} = \cos^2 t + \sin^2 t = 1.$$

Let's consider the three possibilities for  $P$  and  $Q$  above: Using 0 and  $x$  gives

$$\oint_C 0 dx + x dy = \int_0^{2\pi} a \cos(t)b \cos(t) dt = \int_0^{2\pi} ab \cos^2(t) dt.$$



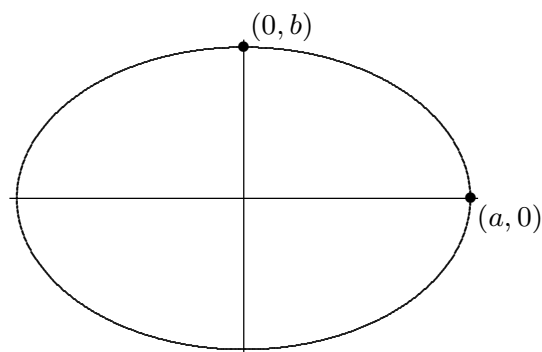
Using  $-y$  and  $0$  gives

$$\oint_C -y \, dx + 0 \, dy = \int_0^{2\pi} -b \sin(t)(-a \sin(t)) \, dt = \int_0^{2\pi} ab \sin^2(t) \, dt.$$

Finally, using  $-y/2$  and  $x/2$  gives

$$\begin{aligned} \oint_C -\frac{y}{2} \, dx + \frac{x}{2} \, dy &= \int_0^{2\pi} -\frac{b \sin(t)}{2}(-a \sin(t)) \, dt + \frac{a \cos(t)}{2}(b \cos(t)) \, dt \\ &= \int_0^{2\pi} \frac{ab \sin^2 t}{2} + \frac{ab \cos^2 t}{2} \, dt = \int_0^{2\pi} \frac{ab}{2} \, dt = \pi ab. \end{aligned}$$

The first two integrals are not particularly difficult, but the third is very easy, though the choice of  $P$  and  $Q$  seems more complicated.  $\square$



**Figure 18.4.1** A “standard” ellipse,  $\frac{x^2}{a^2} + \frac{y^2}{b^2} = 1$ .

**Proof of Green's Theorem.** We cannot here prove Green's Theorem in general, but we can do a special case. We seek to prove that

$$\oint_C P \, dx + Q \, dy = \iint_D \frac{\partial Q}{\partial x} - \frac{\partial P}{\partial y} \, dA.$$

It is sufficient to show that

$$\oint_C P \, dx = \iint_D -\frac{\partial P}{\partial y} \, dA \quad \text{and} \quad \oint_C Q \, dy = \iint_D \frac{\partial Q}{\partial x} \, dA,$$

which we can do if we can compute the double integral in both possible ways, that is, using  $dA = dy \, dx$  and  $dA = dx \, dy$ .

For the first equation, we start with

$$\iint_D \frac{\partial P}{\partial y} dA = \int_a^b \int_{g_1(x)}^{g_2(x)} \frac{\partial P}{\partial y} dy dx = \int_a^b P(x, g_2(x)) - P(x, g_1(x)) dx.$$

Here we have simply used the ordinary Fundamental Theorem of Calculus, since for the inner integral we are integrating a derivative with respect to  $y$ : an antiderivative of  $\partial P/\partial y$  with respect to  $y$  is simply  $P(x, y)$ , and then we substitute  $g_1$  and  $g_2$  for  $y$  and subtract.

Now we need to manipulate  $\oint_C P dx$ . The boundary of region  $D$  consists of 4 parts, given by the equations  $y = g_1(x)$ ,  $x = b$ ,  $y = g_2(x)$ , and  $x = a$ . On the portions  $x = b$  and  $x = a$ ,  $dx = 0 dt$ , so the corresponding integrals are zero. For the other two portions, we use the parametric forms  $x = t$ ,  $y = g_1(t)$ ,  $a \leq t \leq b$ , and  $x = t$ ,  $y = g_2(t)$ , letting  $t$  range from  $b$  to  $a$ , since we are integrating counter-clockwise around the boundary. The resulting integrals give us

$$\begin{aligned} \oint_C P dx &= \int_a^b P(t, g_1(t)) dt + \int_b^a P(t, g_2(t)) dt = \int_a^b P(t, g_1(t)) dt - \int_a^b P(t, g_2(t)) dt \\ &= \int_a^b P(t, g_1(t)) - P(t, g_2(t)) dt \end{aligned}$$

which is the result of the double integral times  $-1$ , as desired.

The equation involving  $Q$  is essentially the same, and left as an exercise. ■

### Exercises 18.4.

1. Compute  $\int_{\partial D} 2y dx + 3x dy$ , where  $D$  is described by  $0 \leq x \leq 1$ ,  $0 \leq y \leq 1$ .  $\Rightarrow$
2. Compute  $\int_{\partial D} xy dx + xy dy$ , where  $D$  is described by  $0 \leq x \leq 1$ ,  $0 \leq y \leq 1$ .  $\Rightarrow$
3. Compute  $\int_{\partial D} e^{2x+3y} dx + e^{xy} dy$ , where  $D$  is described by  $-2 \leq x \leq 2$ ,  $-1 \leq y \leq 1$ .  $\Rightarrow$
4. Compute  $\int_{\partial D} y \cos x dx + y \sin x dy$ , where  $D$  is described by  $0 \leq x \leq \pi/2$ ,  $1 \leq y \leq 2$ .  $\Rightarrow$
5. Compute  $\int_{\partial D} x^2 y dx + xy^2 dy$ , where  $D$  is described by  $0 \leq x \leq 1$ ,  $0 \leq y \leq x$ .  $\Rightarrow$
6. Compute  $\int_{\partial D} x\sqrt{y} dx + \sqrt{x+y} dy$ , where  $D$  is described by  $1 \leq x \leq 2$ ,  $2x \leq y \leq 4$ .  $\Rightarrow$
7. Compute  $\int_{\partial D} (x/y) dx + (2+3x) dy$ , where  $D$  is described by  $1 \leq x \leq 2$ ,  $1 \leq y \leq x^2$ .  $\Rightarrow$
8. Compute  $\int_{\partial D} \sin y dx + \sin x dy$ , where  $D$  is described by  $0 \leq x \leq \pi/2$ ,  $x \leq y \leq \pi/2$ .  $\Rightarrow$
9. Compute  $\int_{\partial D} x \ln y dx$ , where  $D$  is described by  $1 \leq x \leq 2$ ,  $e^x \leq y \leq e^{x^2}$ .  $\Rightarrow$

10. Compute  $\int_{\partial D} \sqrt{1+x^2} dy$ , where  $D$  is described by  $-1 \leq x \leq 1$ ,  $x^2 \leq y \leq 1$ .  $\Rightarrow$
11. Compute  $\int_{\partial D} x^2 y dx - xy^2 dy$ , where  $D$  is described by  $x^2 + y^2 \leq 1$ .  $\Rightarrow$
12. Compute  $\int_{\partial D} y^3 dx + 2x^3 dy$ , where  $D$  is described by  $x^2 + y^2 \leq 4$ .  $\Rightarrow$
13. Evaluate  $\oint_C (y - \sin(x)) dx + \cos(x) dy$ , where  $C$  is the boundary of the triangle with vertices  $(0, 0)$ ,  $(1, 0)$ , and  $(1, 2)$  oriented counter-clockwise.  $\Rightarrow$
14. Finish our proof of Green's Theorem by showing that  $\oint_C Q dy = \iint_D \frac{\partial Q}{\partial x} dA$ .

## 18.5 DIVERGENCE AND CURL

Divergence and curl are two measurements of vector fields that are very useful in a variety of applications. Both are most easily understood by thinking of the vector field as representing a flow of a liquid or gas; that is, each vector in the vector field should be interpreted as a velocity vector. Roughly speaking, divergence measures the tendency of the fluid to collect or disperse at a point, and curl measures the tendency of the fluid to swirl around the point. Divergence is a scalar, that is, a single number, while curl is itself a vector. The magnitude of the curl measures how much the fluid is swirling, the direction indicates the axis around which it tends to swirl. These ideas are somewhat subtle in practice, and are beyond the scope of this course. You can find additional information on the web, for example at [http://mathinsight.org/curl\\_idea](http://mathinsight.org/curl_idea) and [http://mathinsight.org/divergence\\_idea](http://mathinsight.org/divergence_idea) and in many books including *Div, Grad, Curl, and All That: An Informal Text on Vector Calculus*, by H. M. Schey.

Recall that if  $f$  is a function, the gradient of  $f$  is given by

$$\nabla f = \left\langle \frac{\partial f}{\partial x}, \frac{\partial f}{\partial y}, \frac{\partial f}{\partial z} \right\rangle.$$

A useful mnemonic for this (and for the divergence and curl, as it turns out) is to let

$$\nabla = \left\langle \frac{\partial}{\partial x}, \frac{\partial}{\partial y}, \frac{\partial}{\partial z} \right\rangle,$$

that is, we pretend that  $\nabla$  is a vector with rather odd looking entries. Recalling that  $\langle u, v, w \rangle a = \langle ua, va, wa \rangle$ , we can then think of the gradient as

$$\nabla f = \left\langle \frac{\partial}{\partial x}, \frac{\partial}{\partial y}, \frac{\partial}{\partial z} \right\rangle f = \left\langle \frac{\partial f}{\partial x}, \frac{\partial f}{\partial y}, \frac{\partial f}{\partial z} \right\rangle,$$

that is, we simply multiply the  $f$  into the vector.

The divergence and curl can now be defined in terms of this same odd vector  $\nabla$  by using the cross product and dot product. The divergence of a vector field  $\mathbf{F} = \langle f, g, h \rangle$  is

$$\nabla \cdot \mathbf{F} = \left\langle \frac{\partial}{\partial x}, \frac{\partial}{\partial y}, \frac{\partial}{\partial z} \right\rangle \cdot \langle f, g, h \rangle = \frac{\partial f}{\partial x} + \frac{\partial g}{\partial y} + \frac{\partial h}{\partial z}.$$

The curl of  $\mathbf{F}$  is

$$\nabla \times \mathbf{F} = \begin{vmatrix} \mathbf{i} & \mathbf{j} & \mathbf{k} \\ \frac{\partial}{\partial x} & \frac{\partial}{\partial y} & \frac{\partial}{\partial z} \\ f & g & h \end{vmatrix} = \left\langle \frac{\partial h}{\partial y} - \frac{\partial g}{\partial z}, \frac{\partial f}{\partial z} - \frac{\partial h}{\partial x}, \frac{\partial g}{\partial x} - \frac{\partial f}{\partial y} \right\rangle.$$

Here are two simple but useful facts about divergence and curl.

**THEOREM 18.5.1**  $\nabla \cdot (\nabla \times \mathbf{F}) = 0.$  ■

In words, this says that the divergence of the curl is zero.

**THEOREM 18.5.2**  $\nabla \times (\nabla f) = \mathbf{0}.$  ■

That is, the curl of a gradient is the zero vector. Recalling that gradients are conservative vector fields, this says that the curl of a conservative vector field is the zero vector. Under suitable conditions, it is also true that if the curl of  $\mathbf{F}$  is  $\mathbf{0}$  then  $\mathbf{F}$  is conservative. (Note that this is exactly the same test that we discussed on page 441.)

**EXAMPLE 18.5.3** Let  $\mathbf{F} = \langle e^z, 1, xe^z \rangle$ . Then  $\nabla \times \mathbf{F} = \langle 0, e^z - e^z, 0 \rangle = \mathbf{0}$ . Thus,  $\mathbf{F}$  is conservative, and we can exhibit this directly by finding the corresponding  $f$ .

Since  $f_x = e^z$ ,  $f = xe^z + g(y, z)$ . Since  $f_y = 1$ , it must be that  $g_y = 1$ , so  $g(y, z) = y + h(z)$ . Thus  $f = xe^z + y + h(z)$  and

$$xe^z = f_z = xe^z + 0 + h'(z),$$

so  $h'(z) = 0$ , i.e.,  $h(z) = C$ , and  $f = xe^z + y + C$ . □

We can rewrite Green's Theorem using these new ideas; these rewritten versions in turn are closer to some later theorems we will see.

Suppose we write a two dimensional vector field in the form  $\mathbf{F} = \langle P, Q, 0 \rangle$ , where  $P$  and  $Q$  are functions of  $x$  and  $y$ . Then

$$\nabla \times \mathbf{F} = \begin{vmatrix} \mathbf{i} & \mathbf{j} & \mathbf{k} \\ \frac{\partial}{\partial x} & \frac{\partial}{\partial y} & \frac{\partial}{\partial z} \\ P & Q & 0 \end{vmatrix} = \langle 0, 0, Q_x - P_y \rangle,$$

and so  $(\nabla \times \mathbf{F}) \cdot \mathbf{k} = \langle 0, 0, Q_x - P_y \rangle \cdot \langle 0, 0, 1 \rangle = Q_x - P_y$ . So Green's Theorem says

$$\int_{\partial D} \mathbf{F} \cdot d\mathbf{r} = \int_{\partial D} P dx + Q dy = \iint_D Q_x - P_y dA = \iint_D (\nabla \times \mathbf{F}) \cdot \mathbf{k} dA. \quad (18.5.1)$$

Roughly speaking, the right-most integral adds up the curl (tendency to swirl) at each point in the region; the left-most integral adds up the tangential components of the vector field around the entire boundary. Green's Theorem says these are equal, or roughly, that the sum of the "microscopic" swirls over the region is the same as the "macroscopic" swirl around the boundary.

Next, suppose that the boundary  $\partial D$  has a vector form  $\mathbf{r}(t)$ , so that  $\mathbf{r}'(t)$  is tangent to the boundary, and  $\mathbf{T} = \mathbf{r}'(t)/|\mathbf{r}'(t)|$  is the usual unit tangent vector. Writing  $\mathbf{r} = \langle x(t), y(t) \rangle$  we get

$$\mathbf{T} = \frac{\langle x', y' \rangle}{|\mathbf{r}'(t)|}$$

and then

$$\mathbf{N} = \frac{\langle y', -x' \rangle}{|\mathbf{r}'(t)|}$$

is a unit vector perpendicular to  $\mathbf{T}$ , that is, a unit normal to the boundary. Now

$$\begin{aligned} \int_{\partial D} \mathbf{F} \cdot \mathbf{N} \, ds &= \int_{\partial D} \langle P, Q \rangle \cdot \frac{\langle y', -x' \rangle}{|\mathbf{r}'(t)|} |\mathbf{r}'(t)| \, dt = \int_{\partial D} P y' \, dt - Q x' \, dt \\ &= \int_{\partial D} P \, dy - Q \, dx = \int_{\partial D} -Q \, dx + P \, dy. \end{aligned}$$

So far, we've just rewritten the original integral using alternate notation. The last integral looks just like the right side of Green's Theorem (18.4.1) except that  $P$  and  $Q$  have traded places and  $Q$  has acquired a negative sign. Then applying Green's Theorem we get

$$\int_{\partial D} -Q \, dx + P \, dy = \iint_D P_x + Q_y \, dA = \iint_D \nabla \cdot \mathbf{F} \, dA.$$

Summarizing the long string of equalities,

$$\int_{\partial D} \mathbf{F} \cdot \mathbf{N} \, ds = \iint_D \nabla \cdot \mathbf{F} \, dA. \quad (18.5.2)$$

Roughly speaking, the first integral adds up the flow across the boundary of the region, from inside to out, and the second sums the divergence (tendency to spread) at each point in the interior. The theorem roughly says that the sum of the "microscopic" spreads is the same as the total spread across the boundary and out of the region.

**Exercises 18.5.**

- Let  $\mathbf{F} = \langle xy, -xy \rangle$  and let  $D$  be given by  $0 \leq x \leq 1$ ,  $0 \leq y \leq 1$ . Compute  $\int_{\partial D} \mathbf{F} \cdot d\mathbf{r}$  and  $\int_{\partial D} \mathbf{F} \cdot \mathbf{N} ds$ .  $\Rightarrow$
- Let  $\mathbf{F} = \langle ax^2, by^2 \rangle$  and let  $D$  be given by  $0 \leq x \leq 1$ ,  $0 \leq y \leq 1$ . Compute  $\int_{\partial D} \mathbf{F} \cdot d\mathbf{r}$  and  $\int_{\partial D} \mathbf{F} \cdot \mathbf{N} ds$ .  $\Rightarrow$
- Let  $\mathbf{F} = \langle ay^2, bx^2 \rangle$  and let  $D$  be given by  $0 \leq x \leq 1$ ,  $0 \leq y \leq x$ . Compute  $\int_{\partial D} \mathbf{F} \cdot d\mathbf{r}$  and  $\int_{\partial D} \mathbf{F} \cdot \mathbf{N} ds$ .  $\Rightarrow$
- Let  $\mathbf{F} = \langle \sin x \cos y, \cos x \sin y \rangle$  and let  $D$  be given by  $0 \leq x \leq \pi/2$ ,  $0 \leq y \leq x$ . Compute  $\int_{\partial D} \mathbf{F} \cdot d\mathbf{r}$  and  $\int_{\partial D} \mathbf{F} \cdot \mathbf{N} ds$ .  $\Rightarrow$
- Let  $\mathbf{F} = \langle y, -x \rangle$  and let  $D$  be given by  $x^2 + y^2 \leq 1$ . Compute  $\int_{\partial D} \mathbf{F} \cdot d\mathbf{r}$  and  $\int_{\partial D} \mathbf{F} \cdot \mathbf{N} ds$ .  $\Rightarrow$
- Let  $\mathbf{F} = \langle x, y \rangle$  and let  $D$  be given by  $x^2 + y^2 \leq 1$ . Compute  $\int_{\partial D} \mathbf{F} \cdot d\mathbf{r}$  and  $\int_{\partial D} \mathbf{F} \cdot \mathbf{N} ds$ .  $\Rightarrow$
- Prove theorem 18.5.1.
- Prove theorem 18.5.2.
- If  $\nabla \cdot \mathbf{F} = 0$ ,  $\mathbf{F}$  is said to be **incompressible**. Show that any vector field of the form  $\mathbf{F}(x, y, z) = \langle f(y, z), g(x, z), h(x, y) \rangle$  is incompressible. Give a non-trivial example.

**18.6 VECTOR FUNCTIONS FOR SURFACES**

We have dealt extensively with vector equations for curves,  $\mathbf{r}(t) = \langle x(t), y(t), z(t) \rangle$ . A similar technique can be used to represent surfaces in a way that is more general than the equations for surfaces we have used so far. Recall that when we use  $\mathbf{r}(t)$  to represent a curve, we imagine the vector  $\mathbf{r}(t)$  with its tail at the origin, and then we follow the head of the arrow as  $t$  changes. The vector “draws” the curve through space as  $t$  varies.

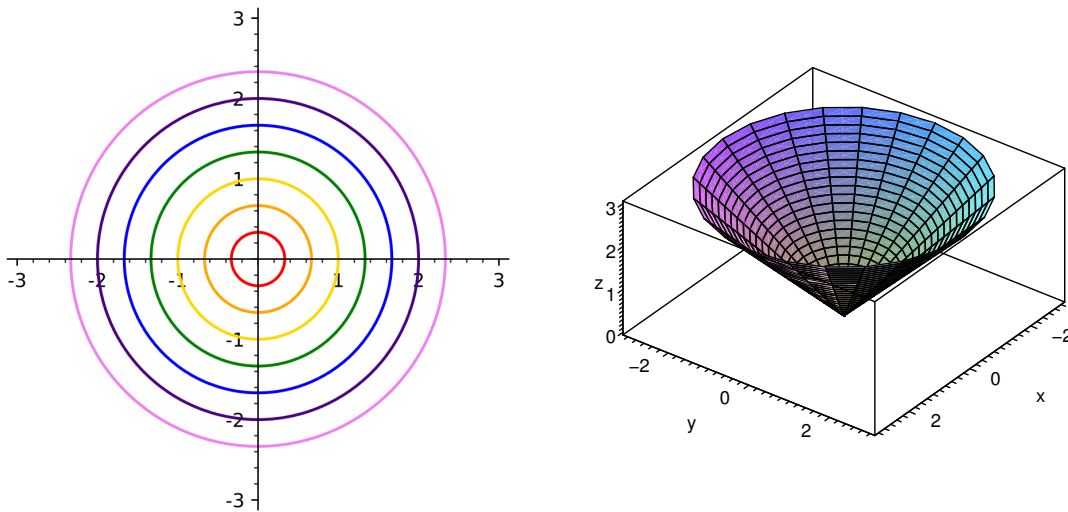
Suppose we instead have a vector function of two variables,

$$\mathbf{r}(u, v) = \langle x(u, v), y(u, v), z(u, v) \rangle.$$

As both  $u$  and  $v$  vary, we again imagine the vector  $\mathbf{r}(u, v)$  with its tail at the origin, and its head sweeps out a surface in space. A useful analogy is the technology of CRT video screens, in which an electron gun fires electrons in the direction of the screen. The gun’s direction sweeps horizontally and vertically to “paint” the screen with the desired image. In practice, the gun moves horizontally through an entire line, then moves vertically to the next line and repeats the operation. In the same way, it can be useful to imagine fixing a

value of  $v$  and letting  $\mathbf{r}(u, v)$  sweep out a curve as  $u$  changes. Then  $v$  can change a bit, and  $\mathbf{r}(u, v)$  sweeps out a new curve very close to the first. Put enough of these curves together and they form a surface.

**EXAMPLE 18.6.1** Consider the function  $\mathbf{r}(u, v) = \langle v \cos u, v \sin u, v \rangle$ . For a fixed value of  $v$ , as  $u$  varies from 0 to  $2\pi$ , this traces a circle of radius  $v$  at height  $v$  above the  $x$ - $y$  plane. Put lots and lots of these together, and they form a cone, as in figure 18.6.1. Alternately, we can fix  $u$ , and as  $v$  ranges from 0 to infinity,  $\mathbf{r}(u, v)$  traces out a line; examples of these lines can be seen in the wall of the cone.  $\square$



**Figure 18.6.1** Tracing a surface.


**EXAMPLE 18.6.2** Let  $\mathbf{r} = \langle v \cos u, v \sin u, u \rangle$ . If  $v$  is constant, the resulting curve is a helix (as in figure 15.1.1). If  $u$  is constant, the resulting curve is a straight line at height  $u$  in the direction  $u$  radians from the positive  $x$  axis. Note in figure 18.6.2 how the helices and the lines both paint the same surface in a different way.  $\square$

This technique allows us to represent many more surfaces than previously.

**EXAMPLE 18.6.3** The curve given by


$$\mathbf{r} = \langle (2 + \cos(3u/2)) \cos u, (2 + \cos(3u/2)) \sin u, \sin(3u/2) \rangle$$

is called a trefoil knot. Recall that from the vector equation of the curve we can compute the unit tangent  $\mathbf{T}$ , the unit normal  $\mathbf{N}$ , and the binormal vector  $\mathbf{B} = \mathbf{T} \times \mathbf{N}$ ; you may want to review section 15.3. The binormal is perpendicular to both  $\mathbf{T}$  and  $\mathbf{N}$ ; one way to



**Figure 18.6.2** Tracing a surface. (AP)

interpret this is that  $\mathbf{N}$  and  $\mathbf{B}$  define a plane perpendicular to  $\mathbf{T}$ , that is, perpendicular to the curve; since  $\mathbf{N}$  and  $\mathbf{B}$  are perpendicular to each other, they can function just as  $\mathbf{i}$  and  $\mathbf{j}$  do for the  $x$ - $y$  plane. Of course,  $\mathbf{N}$  and  $\mathbf{B}$  are functions of  $u$ , changing as we move along the curve  $\mathbf{r}(u)$ . So, for example,  $\mathbf{c}(u, v) = \mathbf{N} \cos v + \mathbf{B} \sin v$  is a vector equation for a unit circle in a plane perpendicular to the curve described by  $\mathbf{r}$ , except that the usual interpretation of  $\mathbf{c}$  would put its center at the origin. We can fix that simply by adding  $\mathbf{c}$  to the original  $\mathbf{r}$ : let  $\mathbf{f} = \mathbf{r}(u) + \mathbf{c}(u, v)$ . For a fixed  $u$  this draws a circle around the point  $\mathbf{r}(u)$ ; as  $u$  varies we get a sequence of such circles around the curve  $\mathbf{r}$ , that is, a tube of radius 1 with  $\mathbf{r}$  at its center. We can easily change the radius; for example  $\mathbf{r}(u) + a\mathbf{c}(u, v)$  gives the tube radius  $a$ ; we can make the radius vary as we move along the curve with  $\mathbf{r}(u) + g(u)\mathbf{c}(u, v)$ , where  $g(u)$  is a function of  $u$ . As shown in figure 18.6.3, it is hard to see that the plain knot is knotted; the tube makes the structure apparent. Of course, there is nothing special about the trefoil knot in this example; we can put a tube around (almost) any curve in the same way.  $\square$



**Figure 18.6.3** Tubes around a trefoil knot, with radius  $1/2$  and  $3 \cos(u)/4$ . (AP)



We have previously examined surfaces given in the form  $f(x, y)$ . It is sometimes useful to represent such surfaces in the more general vector form, which is quite easy:  $\mathbf{r}(u, v) = \langle u, v, f(u, v) \rangle$ . The names of the variables are not important of course; instead of disguising  $x$  and  $y$ , we could simply write  $\mathbf{r}(x, y) = \langle x, y, f(x, y) \rangle$ .

We have also previously dealt with surfaces that are not functions of  $x$  and  $y$ ; many of these are easy to represent in vector form. One common type of surface that cannot be represented as  $z = f(x, y)$  is a surface given by an equation involving only  $x$  and  $y$ . For example,  $x + y = 1$  and  $y = x^2$  are “vertical” surfaces. For every point  $(x, y)$  in the plane that satisfies the equation, the point  $(x, y, z)$  is on the surface, for every value of  $z$ . Thus, a corresponding vector form for the surface is something like  $\langle f(u), g(u), v \rangle$ ; for example,  $x + y = 1$  becomes  $\langle u, 1 - u, v \rangle$  and  $y = x^2$  becomes  $\langle u, u^2, v \rangle$ .

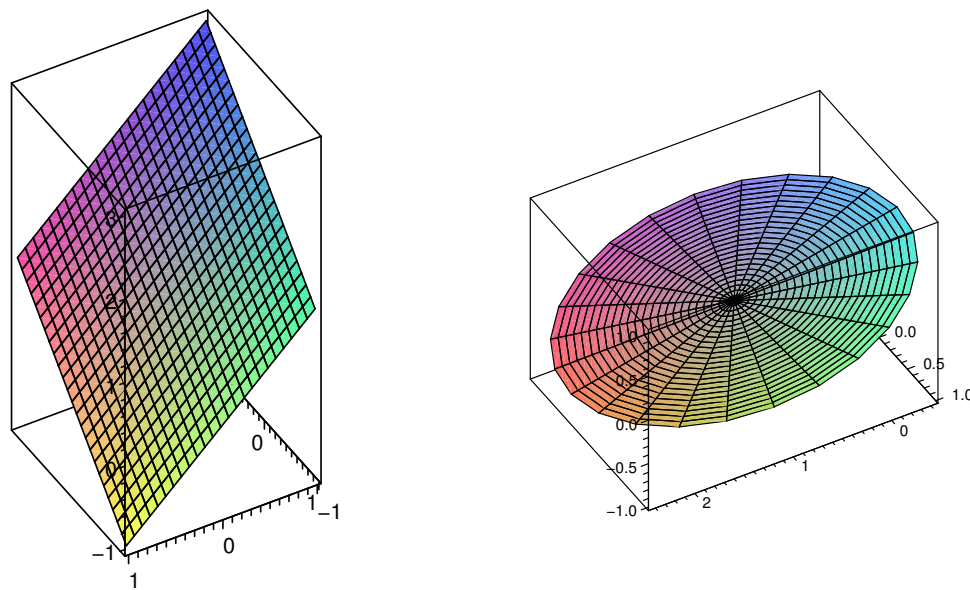
Yet another sort of example is the sphere, say  $x^2 + y^2 + z^2 = 1$ . This cannot be written in the form  $z = f(x, y)$ , but it is easy to write in vector form; indeed this particular surface is much like the cone, since it has circular cross-sections, or we can think of it as a tube around a portion of the  $z$ -axis, with a radius that varies depending on where along the axis we are. One vector expression for the sphere is  $\langle \sqrt{1 - v^2} \cos u, \sqrt{1 - v^2} \sin u, v \rangle$ —this emphasizes the tube structure, as it is naturally viewed as drawing a circle of radius  $\sqrt{1 - v^2}$  around the  $z$ -axis at height  $v$ . We could also take a cue from spherical coordinates, and write  $\langle \sin u \cos v, \sin u \sin v, \cos u \rangle$ , where in effect  $u$  and  $v$  are  $\phi$  and  $\theta$  in disguise.

It is quite simple in Sage to plot any surface for which you have a vector representation. Using different vector functions sometimes gives different looking plots, because Sage in effect draws the surface by holding one variable constant and then the other. For example, in figure 18.6.2 the curves in the two right-hand graphs are superimposed on the left-hand graph; the graph of the surface is just the combination of the two sets of curves, with the spaces filled in with color.

Here’s a simple but striking example: the plane  $x + y + z = 1$  can be represented quite naturally as  $\langle u, v, 1 - u - v \rangle$ . But we could also think of painting the same plane by choosing a particular point on the plane, say  $(1, 0, 0)$ , and then drawing circles or ellipses (or any of a number of other curves) as if that point were the origin in the plane. For example,  $\langle 1 - v \cos u - v \sin u, v \sin u, v \cos u \rangle$  is one such vector function. Note that while it may not be obvious where this came from, it is quite easy to see that the sum of the  $x$ ,  $y$ , and  $z$  components of the vector is always 1. Computer renderings of the plane using these two functions are shown in figure 18.6.4.

Suppose we know that a plane contains a particular point  $(x_0, y_0, z_0)$  and that two vectors  $\mathbf{u} = \langle u_0, u_1, u_2 \rangle$  and  $\mathbf{v} = \langle v_0, v_1, v_2 \rangle$  are parallel to the plane but not to each other. We know how to get an equation for the plane in the form  $ax + by + cz = d$ , by first computing  $\mathbf{u} \times \mathbf{v}$ . It’s even easier to get a vector equation:

$$\mathbf{r}(u, v) = \langle x_0, y_0, z_0 \rangle + u\mathbf{u} + v\mathbf{v}.$$



**Figure 18.6.4** Two representations of the same plane. (AP)

The first vector gets to the point  $(x_0, y_0, z_0)$  and then by varying  $u$  and  $v$ ,  $u\mathbf{u} + v\mathbf{v}$  gets to every point in the plane.

Returning to  $x + y + z = 1$ , the points  $(1, 0, 0)$ ,  $(0, 1, 0)$ , and  $(0, 0, 1)$  are all on the plane. By subtracting coordinates we see that  $\langle -1, 0, 1 \rangle$  and  $\langle -1, 1, 0 \rangle$  are parallel to the plane, so a third vector form for this plane is

$$\langle 1, 0, 0 \rangle + u\langle -1, 0, 1 \rangle + v\langle -1, 1, 0 \rangle = \langle 1 - u - v, v, u \rangle.$$

This is clearly quite similar to the first form we found.

We have already seen (section 17.4) how to find the area of a surface when it is defined in the form  $f(x, y)$ . Finding the area when the surface is given as a vector function is very similar. Looking at the plots of surfaces we have just seen, it is evident that the two sets of curves that fill out the surface divide it into a grid, and that the spaces in the grid are approximately parallelograms. As before this is the key: we can write down the area of a typical little parallelogram and add them all up with an integral.

Suppose we want to approximate the area of the surface  $\mathbf{r}(u, v)$  near  $\mathbf{r}(u_0, v_0)$ . The functions  $\mathbf{r}(u, v_0)$  and  $\mathbf{r}(u_0, v)$  define two curves that intersect at  $\mathbf{r}(u_0, v_0)$ . The derivatives of  $\mathbf{r}$  give us vectors tangent to these two curves:  $\mathbf{r}_u(u_0, v_0)$  and  $\mathbf{r}_v(u_0, v_0)$ , and then  $\mathbf{r}_u(u_0, v_0) du$  and  $\mathbf{r}_v(u_0, v_0) dv$  are two small tangent vectors, whose lengths can be used as the lengths of the sides of an approximating parallelogram. Finally, the area of this parallelogram is  $|\mathbf{r}_u \times \mathbf{r}_v| du dv$  and so the total surface area is

$$\int_a^b \int_c^d |\mathbf{r}_u \times \mathbf{r}_v| du dv.$$

**EXAMPLE 18.6.4** We find the area of the surface  $\langle v \cos u, v \sin u, u \rangle$  for  $0 \leq u \leq \pi$  and  $0 \leq v \leq 1$ ; this is a portion of the helical surface in figure 18.6.2. We compute  $\mathbf{r}_u = \langle -v \sin u, v \cos u, 1 \rangle$  and  $\mathbf{r}_v = \langle \cos u, \sin u, 0 \rangle$ . The cross product of these two vectors is  $\langle \sin u, -\cos u, v \rangle$  with length  $\sqrt{1+v^2}$ , and the surface area is

$$\int_0^\pi \int_0^1 \sqrt{1+v^2} \, dv \, du = \frac{\pi\sqrt{2}}{2} + \frac{\pi \ln(\sqrt{2}+1)}{2}.$$

□

### Exercises 18.6.

- Describe or sketch the surface with the given vector function.
  - $\mathbf{r}(u, v) = \langle u + v, 3 - v, 1 + 4u + 5v \rangle$
  - $\mathbf{r}(u, v) = \langle 2 \sin u, 3 \cos u, v \rangle$
  - $\mathbf{r}(s, t) = \langle s, t, t^2 - s^2 \rangle$
  - $\mathbf{r}(s, t) = \langle s \sin 2t, s^2, s \cos 2t \rangle$
- Find a vector function  $\mathbf{r}(u, v)$  for the surface.
  - The plane that passes through the point  $(1, 2, -3)$  and is parallel to the vectors  $\langle 1, 1, -1 \rangle$  and  $\langle 1, -1, 1 \rangle$ .
  - The lower half of the ellipsoid  $2x^2 + 4y^2 + z^2 = 1$ .
  - The part of the sphere of radius 4 centered at the origin that lies between the planes  $z = -2$  and  $z = 2$ .
- Find the area of the portion of  $x + 2y + 4z = 10$  in the first octant.  $\Rightarrow$
- Find the area of the portion of  $2x + 4y + z = 0$  inside  $x^2 + y^2 = 1$ .  $\Rightarrow$
- Find the area of  $z = x^2 + y^2$  that lies below  $z = 1$ .  $\Rightarrow$
- Find the area of  $z = \sqrt{x^2 + y^2}$  that lies below  $z = 2$ .  $\Rightarrow$
- Find the area of the portion of  $x^2 + y^2 + z^2 = a^2$  that lies in the first octant.  $\Rightarrow$
- Find the area of the portion of  $x^2 + y^2 + z^2 = a^2$  that lies above  $x^2 + y^2 \leq b^2$ ,  $b \leq a$ .  $\Rightarrow$
- Find the area of  $z = x^2 - y^2$  that lies inside  $x^2 + y^2 = a^2$ .  $\Rightarrow$
- Find the area of  $z = xy$  that lies inside  $x^2 + y^2 = a^2$ .  $\Rightarrow$
- Find the area of  $x^2 + y^2 + z^2 = a^2$  that lies above the interior of the circle given in polar coordinates by  $r = a \cos \theta$ .  $\Rightarrow$
- Find the area of the cone  $z = k\sqrt{x^2 + y^2}$  that lies above the interior of the circle given in polar coordinates by  $r = a \cos \theta$ .  $\Rightarrow$
- Find the area of the plane  $z = ax + by + c$  that lies over a region  $D$  with area  $A$ .  $\Rightarrow$
- Find the area of the cone  $z = k\sqrt{x^2 + y^2}$  that lies over a region  $D$  with area  $A$ .  $\Rightarrow$
- Find the area of the cylinder  $x^2 + z^2 = a^2$  that lies inside the cylinder  $x^2 + y^2 = a^2$ .  $\Rightarrow$
- The surface  $f(x, y)$  can be represented with the vector function  $\langle x, y, f(x, y) \rangle$ . Set up the surface area integral using this vector function and compare to the integral of section 17.4.

## 18.7 SURFACE INTEGRALS

In the integral for surface area,

$$\int_a^b \int_c^d |\mathbf{r}_u \times \mathbf{r}_v| \, du \, dv,$$

the integrand  $|\mathbf{r}_u \times \mathbf{r}_v| \, du \, dv$  is the area of a tiny parallelogram, that is, a very small surface area, so it is reasonable to abbreviate it  $dS$ ; then a shortened version of the integral is

$$\iint_D 1 \cdot dS.$$

We have already seen that if  $D$  is a region in the plane, the area of  $D$  may be computed with

$$\iint_D 1 \cdot dA,$$

so this is really quite familiar, but the  $dS$  hides a little more detail than does  $dA$ .

Just as we can integrate functions  $f(x, y)$  over regions in the plane, using

$$\iint_D f(x, y) \, dA,$$

so we can compute integrals over surfaces in space, using

$$\iint_D f(x, y, z) \, dS.$$

In practice this means that we have a vector function  $\mathbf{r}(u, v) = \langle x(u, v), y(u, v), z(u, v) \rangle$  for the surface, and the integral we compute is

$$\int_a^b \int_c^d f(x(u, v), y(u, v), z(u, v)) |\mathbf{r}_u \times \mathbf{r}_v| \, du \, dv.$$

That is, we express everything in terms of  $u$  and  $v$ , and then we can do an ordinary double integral.

**EXAMPLE 18.7.1** Suppose a thin object occupies the upper hemisphere of  $x^2 + y^2 + z^2 = 1$  and has density  $\sigma(x, y, z) = z$ . Find the mass and center of mass of the object. (Note that the object is just a thin shell; it does not occupy the interior of the hemisphere.)

We write the hemisphere as  $\mathbf{r}(\phi, \theta) = \langle \cos \theta \sin \phi, \sin \theta \sin \phi, \cos \phi \rangle$ ,  $0 \leq \phi \leq \pi/2$  and  $0 \leq \theta \leq 2\pi$ . So  $\mathbf{r}_\theta = \langle -\sin \theta \sin \phi, \cos \theta \sin \phi, 0 \rangle$  and  $\mathbf{r}_\phi = \langle \cos \theta \cos \phi, \sin \theta \cos \phi, -\sin \phi \rangle$ . Then

$$\mathbf{r}_\theta \times \mathbf{r}_\phi = \langle -\cos \theta \sin^2 \phi, -\sin \theta \sin^2 \phi, -\cos \phi \sin \phi \rangle$$

and

$$|\mathbf{r}_\theta \times \mathbf{r}_\phi| = |\sin \phi| = \sin \phi,$$

since we are interested only in  $0 \leq \phi \leq \pi/2$ . Finally, the density is  $z = \cos \phi$  and the integral for mass is

$$\int_0^{2\pi} \int_0^{\pi/2} \cos \phi \sin \phi \, d\phi \, d\theta = \pi.$$

By symmetry, the center of mass is clearly on the  $z$ -axis, so we only need to find the  $z$ -coordinate of the center of mass. The moment around the  $x$ - $y$  plane is

$$\int_0^{2\pi} \int_0^{\pi/2} z \cos \phi \sin \phi \, d\phi \, d\theta = \int_0^{2\pi} \int_0^{\pi/2} \cos^2 \phi \sin \phi \, d\phi \, d\theta = \frac{2\pi}{3},$$

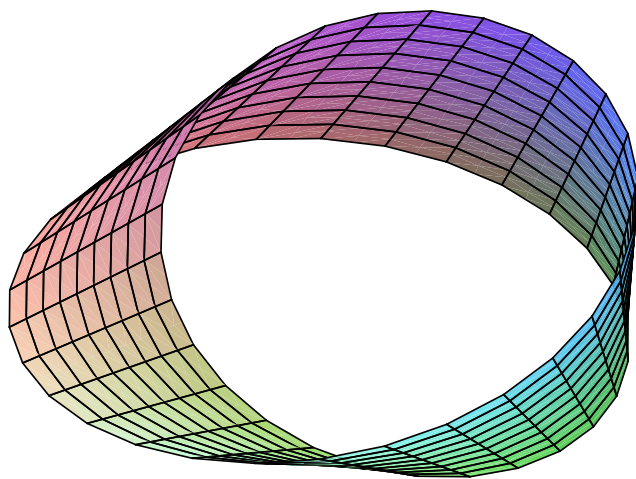
so the center of mass is at  $(0, 0, 2/3)$ .  $\square$

Now suppose that  $\mathbf{F}$  is a vector field; imagine that it represents the velocity of some fluid at each point in space. We would like to measure how much fluid is passing through a surface  $D$ , the **flux** across  $D$ . As usual, we imagine computing the flux across a very small section of the surface, with area  $dS$ , and then adding up all such small fluxes over  $D$  with an integral. Suppose that vector  $\mathbf{N}$  is a unit normal to the surface at a point;  $\mathbf{F} \cdot \mathbf{N}$  is the scalar projection of  $\mathbf{F}$  onto the direction of  $\mathbf{N}$ , so it measures how fast the fluid is moving across the surface. In one unit of time the fluid moving across the surface will fill a volume of  $\mathbf{F} \cdot \mathbf{N} \, dS$ , which is therefore the rate at which the fluid is moving across a small patch of the surface. Thus, the total flux across  $D$  is

$$\iint_D \mathbf{F} \cdot \mathbf{N} \, dS = \iint_D \mathbf{F} \cdot d\mathbf{S},$$

defining  $d\mathbf{S} = \mathbf{N} \, dS$ . As usual, certain conditions must be met for this to work out; chief among them is the nature of the surface. As we integrate over the surface, we must choose the normal vectors  $\mathbf{N}$  in such a way that they point “the same way” through the surface. For example, if the surface is roughly horizontal in orientation, we might want to measure the flux in the “upwards” direction, or if the surface is closed, like a sphere, we might want to measure the flux “outwards” across the surface. In the first case we would choose  $\mathbf{N}$  to have positive  $z$  component, in the second we would make sure that  $\mathbf{N}$  points away from the

origin. Unfortunately, there are surfaces that are not **orientable**: they have only one side, so that it is not possible to choose the normal vectors to point in the “same way” through the surface. The most famous such surface is the Möbius strip shown in figure 18.7.1. It is quite easy to make such a strip with a piece of paper and some tape. (If you have never done this, it is quite instructive; in particular, you should draw a line down the center of the strip until you return to your starting point. Then cut along the line and see what happens.) No matter how unit normal vectors are assigned to the points of the Möbius strip, there will be normal vectors very close to each other pointing in opposite directions.



**Figure 18.7.1** A Möbius strip. (AP)

Assuming that the quantities involved are well behaved, however, the flux of the vector field across the surface  $\mathbf{r}(u, v)$  is

$$\iint_D \mathbf{F} \cdot \mathbf{N} \, dS = \iint_D \mathbf{F} \cdot \frac{\mathbf{r}_u \times \mathbf{r}_v}{|\mathbf{r}_u \times \mathbf{r}_v|} |\mathbf{r}_u \times \mathbf{r}_v| \, dA = \iint_D \mathbf{F} \cdot (\mathbf{r}_u \times \mathbf{r}_v) \, dA.$$

In practice, we may have to use  $\mathbf{r}_v \times \mathbf{r}_u$  or even something a bit more complicated to make sure that the normal vector points in the desired direction.

**EXAMPLE 18.7.2** Compute the flux of  $\mathbf{F} = \langle x, y, z^4 \rangle$  across the cone  $z = \sqrt{x^2 + y^2}$ ,  $0 \leq z \leq 1$ , in the downward direction.

We write the cone as a vector function:  $\mathbf{r} = \langle v \cos u, v \sin u, v \rangle$ ,  $0 \leq u \leq 2\pi$  and  $0 \leq v \leq 1$ . Then  $\mathbf{r}_u = \langle -v \sin u, v \cos u, 0 \rangle$ ,  $\mathbf{r}_v = \langle \cos u, \sin u, 1 \rangle$ , and  $\mathbf{r}_u \times \mathbf{r}_v = \langle v \cos u, v \sin u, -v \rangle$ .

The third coordinate  $-v$  is negative, which is exactly what we desire, that is, the normal vector points down through the surface. Then

$$\begin{aligned} \int_0^{2\pi} \int_0^1 \langle x, y, z^4 \rangle \cdot \langle v \cos u, v \sin u, -v \rangle dv du &= \int_0^{2\pi} \int_0^1 xv \cos u + yv \sin u - z^4 v dv du \\ &= \int_0^{2\pi} \int_0^1 v^2 \cos^2 u + v^2 \sin^2 u - v^5 dv du \\ &= \int_0^{2\pi} \int_0^1 v^2 - v^5 dv du = \frac{\pi}{3}. \end{aligned}$$

□

### Exercises 18.7.

- Find the center of mass of an object that occupies the upper hemisphere of  $x^2 + y^2 + z^2 = 1$  and has density  $x^2 + y^2$ .  $\Rightarrow$
- Find the center of mass of an object that occupies the surface  $z = xy$ ,  $0 \leq x \leq 1$ ,  $0 \leq y \leq 1$  and has density  $\sqrt{1 + x^2 + y^2}$ .  $\Rightarrow$
- Find the center of mass of an object that occupies the surface  $z = \sqrt{x^2 + y^2}$ ,  $1 \leq z \leq 4$  and has density  $x^2 z$ .  $\Rightarrow$
- Find the centroid of the surface of a right circular cone of height  $h$  and base radius  $r$ , not including the base.  $\Rightarrow$
- Evaluate  $\iint_D \langle 2, -3, 4 \rangle \cdot \mathbf{N} dS$ , where  $D$  is given by  $z = x^2 + y^2$ ,  $-1 \leq x \leq 1$ ,  $-1 \leq y \leq 1$ , oriented up.  $\Rightarrow$
- Evaluate  $\iint_D \langle x, y, 3 \rangle \cdot \mathbf{N} dS$ , where  $D$  is given by  $z = 3x - 5y$ ,  $1 \leq x \leq 2$ ,  $0 \leq y \leq 2$ , oriented up.  $\Rightarrow$
- Evaluate  $\iint_D \langle x, y, -2 \rangle \cdot \mathbf{N} dS$ , where  $D$  is given by  $z = 1 - x^2 - y^2$ ,  $x^2 + y^2 \leq 1$ , oriented up.  $\Rightarrow$
- Evaluate  $\iint_D \langle xy, yz, zx \rangle \cdot \mathbf{N} dS$ , where  $D$  is given by  $z = x + y^2 + 2$ ,  $0 \leq x \leq 1$ ,  $x \leq y \leq 1$ , oriented up.  $\Rightarrow$
- Evaluate  $\iint_D \langle e^x, e^y, z \rangle \cdot \mathbf{N} dS$ , where  $D$  is given by  $z = xy$ ,  $0 \leq x \leq 1$ ,  $-x \leq y \leq x$ , oriented up.  $\Rightarrow$
- Evaluate  $\iint_D \langle xz, yz, z \rangle \cdot \mathbf{N} dS$ , where  $D$  is given by  $z = a^2 - x^2 - y^2$ ,  $x^2 + y^2 \leq b^2$ , oriented up.  $\Rightarrow$
- A fluid has density  $870 \text{ kg/m}^3$  and flows with velocity  $\mathbf{v} = \langle z, y^2, x^2 \rangle$ , where distances are in meters and the components of  $\mathbf{v}$  are in meters per second. Find the rate of flow outward through the portion of the cylinder  $x^2 + y^2 = 4$ ,  $0 \leq z \leq 1$  for which  $y \geq 0$ .  $\Rightarrow$

12. Gauss's Law says that the net charge,  $Q$ , enclosed by a closed surface,  $S$ , is

$$Q = \epsilon_0 \iiint \mathbf{E} \cdot \mathbf{N} \, dS$$

where  $\mathbf{E}$  is an electric field and  $\epsilon_0$  (the permittivity of free space) is a known constant;  $\mathbf{N}$  is oriented outward. Use Gauss's Law to find the charge contained in the cube with vertices  $(\pm 1, \pm 1, \pm 1)$  if the electric field is  $\mathbf{E} = \langle x, y, z \rangle$ .  $\Rightarrow$

## 18.8 STOKES'S THEOREM

Recall that one version of Green's Theorem (see equation 18.5.1) is

$$\int_{\partial D} \mathbf{F} \cdot d\mathbf{r} = \iint_D (\nabla \times \mathbf{F}) \cdot \mathbf{k} \, dA.$$

Here  $D$  is a region in the  $x$ - $y$  plane and  $\mathbf{k}$  is a unit normal to  $D$  at every point. If  $D$  is instead an orientable surface in space, there is an obvious way to alter this equation, and it turns out still to be true:

**THEOREM 18.8.1 Stokes's Theorem** Provided that the quantities involved are sufficiently nice, and in particular if  $D$  is orientable,

$$\int_{\partial D} \mathbf{F} \cdot d\mathbf{r} = \iint_D (\nabla \times \mathbf{F}) \cdot \mathbf{N} \, dS,$$

if  $\partial D$  is oriented counter-clockwise relative to  $\mathbf{N}$ .  $\square$

Note how little has changed:  $\mathbf{k}$  becomes  $\mathbf{N}$ , a unit normal to the surface (just as  $\mathbf{k}$  is a unit normal to the  $x$ - $y$ -plane), and  $dA$  becomes  $dS$ , since this is now a general surface integral. The phrase "counter-clockwise relative to  $\mathbf{N}$ " means roughly that if we take the direction of  $\mathbf{N}$  to be "up", then we go around the boundary counter-clockwise when viewed from "above". In many cases, this description is inadequate. A slightly more complicated but general description is this: imagine standing on the side of the surface considered positive; walk to the boundary and turn left. You are now following the boundary in the correct direction.

**EXAMPLE 18.8.2** Let  $\mathbf{F} = \langle e^{xy} \cos z, x^2 z, xy \rangle$  and the surface  $D$  be  $x = \sqrt{1 - y^2 - z^2}$ , oriented in the positive  $x$  direction. It quickly becomes apparent that the surface integral in Stokes's Theorem is intractable, so we try the line integral. The boundary of  $D$  is the unit circle in the  $y$ - $z$  plane,  $\mathbf{r} = \langle 0, \cos u, \sin u \rangle$ ,  $0 \leq u \leq 2\pi$ . The integral is

$$\int_0^{2\pi} \langle e^{xy} \cos z, x^2 z, xy \rangle \cdot \langle 0, -\sin u, \cos u \rangle \, du = \int_0^{2\pi} 0 \, du = 0,$$

because  $x = 0$ .  $\square$



**EXAMPLE 18.8.3** Consider the cylinder  $\mathbf{r} = \langle \cos u, \sin u, v \rangle$ ,  $0 \leq u \leq 2\pi$ ,  $0 \leq v \leq 2$ , oriented outward, and  $\mathbf{F} = \langle y, zx, xy \rangle$ . We compute

$$\iint_D \nabla \times \mathbf{F} \cdot \mathbf{N} \, dS = \int_{\partial D} \mathbf{F} \cdot d\mathbf{r}$$

in two ways.

First, the double integral is

$$\int_0^{2\pi} \int_0^2 \langle 0, -\sin u, v-1 \rangle \cdot \langle \cos u, \sin u, 0 \rangle \, dv \, du = \int_0^{2\pi} \int_0^2 -\sin^2 u \, dv \, du = -2\pi.$$

The boundary consists of two parts, the bottom circle  $\langle \cos t, \sin t, 0 \rangle$ , with  $t$  ranging from 0 to  $2\pi$ , and  $\langle \cos t, \sin t, 2 \rangle$ , with  $t$  ranging from  $2\pi$  to 0. We compute the corresponding integrals and add the results:

$$\int_0^{2\pi} -\sin^2 t \, dt + \int_{2\pi}^0 -\sin^2 t + 2 \cos^2 t = -\pi - \pi = -2\pi,$$

as before. □

An interesting consequence of Stokes's Theorem is that if  $D$  and  $E$  are two orientable surfaces with the same boundary, then

$$\iint_D (\nabla \times \mathbf{F}) \cdot \mathbf{N} \, dS = \int_{\partial D} \mathbf{F} \cdot d\mathbf{r} = \int_{\partial E} \mathbf{F} \cdot d\mathbf{r} = \iint_E (\nabla \times \mathbf{F}) \cdot \mathbf{N} \, dS.$$

Sometimes both of the integrals

$$\iint_D (\nabla \times \mathbf{F}) \cdot \mathbf{N} \, dS \quad \text{and} \quad \int_{\partial D} \mathbf{F} \cdot d\mathbf{r}$$

are difficult, but you may be able to find a second surface  $E$  so that

$$\iint_E (\nabla \times \mathbf{F}) \cdot \mathbf{N} \, dS$$

has the same value but is easier to compute.

**EXAMPLE 18.8.4** In example 18.8.2 the line integral was easy to compute. But we might also notice that another surface  $E$  with the same boundary is the flat disk  $y^2 + z^2 \leq 1$ ,

given by  $\mathbf{r} = \langle 0, v \cos u, v \sin u \rangle$ . The normal is  $\mathbf{r}_v \times \mathbf{r}_u = \langle v, 0, 0 \rangle$ . We compute the curl:

$$\nabla \times \mathbf{F} = \langle x - x^2, -e^{xy} \sin z - y, 2xz - xe^{xy} \cos z \rangle.$$

Since  $x = 0$  everywhere on the surface,

$$(\nabla \times \mathbf{F}) \cdot \mathbf{N} = \langle 0, -\sin z - y, 0 \rangle \cdot \langle v, 0, 0 \rangle = 0,$$

so the surface integral is

$$\iint_E 0 \, dS = 0,$$

as before. In this case, of course, it is still somewhat easier to compute the line integral, avoiding  $\nabla \times \mathbf{F}$  entirely.  $\square$

**EXAMPLE 18.8.5** Let  $\mathbf{F} = \langle -y^2, x, z^2 \rangle$ , and let the curve  $C$  be the intersection of the cylinder  $x^2 + y^2 = 1$  with the plane  $y + z = 2$ , oriented counter-clockwise when viewed from above. We compute  $\int_C \mathbf{F} \cdot d\mathbf{r}$  in two ways.

First we do it directly: a vector function for  $C$  is  $\mathbf{r} = \langle \cos u, \sin u, 2 - \sin u \rangle$ , so  $\mathbf{r}' = \langle -\sin u, \cos u, -\cos u \rangle$ , and the integral is then

$$\int_0^{2\pi} y^2 \sin u + x \cos u - z^2 \cos u \, du = \int_0^{2\pi} \sin^3 u + \cos^2 u - (2 - \sin u)^2 \cos u \, du = \pi.$$

To use Stokes's Theorem, we pick a surface with  $C$  as the boundary; the simplest such surface is that portion of the plane  $y + z = 2$  inside the cylinder. This has vector equation  $\mathbf{r} = \langle v \cos u, v \sin u, 2 - v \sin u \rangle$ . We compute  $\mathbf{r}_u = \langle -v \sin u, v \cos u, -v \cos u \rangle$ ,  $\mathbf{r}_v = \langle \cos u, \sin u, -\sin u \rangle$ , and  $\mathbf{r}_u \times \mathbf{r}_v = \langle 0, -v, -v \rangle$ . To match the orientation of  $C$  we need to use the normal  $\langle 0, v, v \rangle$ . The curl of  $\mathbf{F}$  is  $\langle 0, 0, 1 + 2y \rangle = \langle 0, 0, 1 + 2v \sin u \rangle$ , and the surface integral from Stokes's Theorem is

$$\int_0^{2\pi} \int_0^1 (1 + 2v \sin u)v \, dv \, du = \pi.$$

In this case the surface integral was more work to set up, but the resulting integral is somewhat easier.  $\square$

**Proof of Stokes's Theorem.** We can prove here a special case of Stokes's Theorem, which perhaps not too surprisingly uses Green's Theorem.

Suppose the surface  $D$  of interest can be expressed in the form  $z = g(x, y)$ , and let  $\mathbf{F} = \langle P, Q, R \rangle$ . Using the vector function  $\mathbf{r} = \langle x, y, g(x, y) \rangle$  for the surface we get the surface integral

$$\begin{aligned} \iint_D \nabla \times \mathbf{F} \cdot d\mathbf{S} &= \iint_E \langle R_y - Q_z, P_z - R_x, Q_x - P_y \rangle \cdot \langle -g_x, -g_y, 1 \rangle dA \\ &= \iint_E -R_y g_x + Q_z g_x - P_z g_y + R_x g_y + Q_x - P_y dA. \end{aligned}$$

Here  $E$  is the region in the  $x$ - $y$  plane directly below the surface  $D$ .

For the line integral, we need a vector function for  $\partial D$ . If  $\langle x(t), y(t) \rangle$  is a vector function for  $\partial E$  then we may use  $\mathbf{r}(t) = \langle x(t), y(t), g(x(t), y(t)) \rangle$  to represent  $\partial D$ . Then

$$\int_{\partial D} \mathbf{F} \cdot d\mathbf{r} = \int_a^b P \frac{dx}{dt} + Q \frac{dy}{dt} + R \frac{dz}{dt} dt = \int_a^b P \frac{dx}{dt} + Q \frac{dy}{dt} + R \left( \frac{\partial z}{\partial x} \frac{dx}{dt} + \frac{\partial z}{\partial y} \frac{dy}{dt} \right) dt.$$

using the chain rule for  $dz/dt$ . Now we continue to manipulate this:

$$\begin{aligned} \int_a^b P \frac{dx}{dt} + Q \frac{dy}{dt} + R \left( \frac{\partial z}{\partial x} \frac{dx}{dt} + \frac{\partial z}{\partial y} \frac{dy}{dt} \right) dt \\ = \int_a^b \left[ \left( P + R \frac{\partial z}{\partial x} \right) \frac{dx}{dt} + \left( Q + R \frac{\partial z}{\partial y} \right) \frac{dy}{dt} \right] dt \\ = \int_{\partial E} \left( P + R \frac{\partial z}{\partial x} \right) dx + \left( Q + R \frac{\partial z}{\partial y} \right) dy, \end{aligned}$$

which now looks just like the line integral of Green's Theorem, except that the functions  $P$  and  $Q$  of Green's Theorem have been replaced by the more complicated  $P + R(\partial z/\partial x)$  and  $Q + R(\partial z/\partial y)$ . We can apply Green's Theorem to get

$$\int_{\partial E} \left( P + R \frac{\partial z}{\partial x} \right) dx + \left( Q + R \frac{\partial z}{\partial y} \right) dy = \iint_E \frac{\partial}{\partial x} \left( Q + R \frac{\partial z}{\partial y} \right) - \frac{\partial}{\partial y} \left( P + R \frac{\partial z}{\partial x} \right) dA.$$

Now we can use the chain rule again to evaluate the derivatives inside this integral, and it becomes

$$\begin{aligned} \iint_E Q_x + Q_z g_x + R_x g_y + R_z g_x g_y + R g_{yx} - (P_y + P_z g_y + R_y g_x + R_z g_y g_x + R g_{xy}) dA \\ = \iint_E Q_x + Q_z g_x + R_x g_y - P_y - P_z g_y - R_y g_x dA, \end{aligned}$$

which is the same as the expression we obtained for the surface integral. ■

**Exercises 18.8.**

1. Let  $\mathbf{F} = \langle z, x, y \rangle$ . The plane  $z = 2x + 2y - 1$  and the paraboloid  $z = x^2 + y^2$  intersect in a closed curve. Stokes's Theorem implies that

$$\iint_{D_1} (\nabla \times \mathbf{F}) \cdot \mathbf{N} \, dS = \oint_C \mathbf{F} \cdot d\mathbf{r} = \iint_{D_2} (\nabla \times \mathbf{F}) \cdot \mathbf{N} \, dS,$$

where the line integral is computed over the intersection  $C$  of the plane and the paraboloid, and the two surface integrals are computed over the portions of the two surfaces that have boundary  $C$  (provided, of course, that the orientations all match). Compute all three integrals.  $\Rightarrow$

2. Let  $D$  be the portion of  $z = 1 - x^2 - y^2$  above the  $x$ - $y$  plane, oriented up, and let  $\mathbf{F} = \langle xy^2, -x^2y, xyz \rangle$ . Compute  $\iint_D (\nabla \times \mathbf{F}) \cdot \mathbf{N} \, dS$ .  $\Rightarrow$
3. Let  $D$  be the portion of  $z = 2x + 5y$  inside  $x^2 + y^2 = 1$ , oriented up, and let  $\mathbf{F} = \langle y, z, -x \rangle$ . Compute  $\int_{\partial D} \mathbf{F} \cdot d\mathbf{r}$ .  $\Rightarrow$
4. Compute  $\oint_C x^2z \, dx + 3x \, dy - y^3 \, dz$ , where  $C$  is the unit circle  $x^2 + y^2 = 1$  oriented counterclockwise.  $\Rightarrow$
5. Let  $D$  be the portion of  $z = px + qy + r$  over a region in the  $x$ - $y$  plane that has area  $A$ , oriented up, and let  $\mathbf{F} = \langle ax + by + cz, ax + by + cz, ax + by + cz \rangle$ . Compute  $\int_{\partial D} \mathbf{F} \cdot d\mathbf{r}$ .  $\Rightarrow$
6. Let  $D$  be any surface and let  $\mathbf{F} = \langle P(x), Q(y), R(z) \rangle$  ( $P$  depends only on  $x$ ,  $Q$  only on  $y$ , and  $R$  only on  $z$ ). Show that  $\int_{\partial D} \mathbf{F} \cdot d\mathbf{r} = 0$ .
7. Show that  $\int_C f \nabla g + g \nabla f \cdot d\mathbf{r} = 0$ , where  $\mathbf{r}$  describes a closed curve  $C$  to which Stokes's Theorem applies. (See theorems 14.4.2 and 18.5.2.)

**18.9 THE DIVERGENCE THEOREM**

The third version of Green's Theorem (equation 18.5.2) we saw was:

$$\int_{\partial D} \mathbf{F} \cdot \mathbf{N} \, ds = \iint_D \nabla \cdot \mathbf{F} \, dA.$$

With minor changes this turns into another equation, the Divergence Theorem:

**THEOREM 18.9.1 Divergence Theorem** Under suitable conditions, if  $E$  is a region of three dimensional space and  $D$  is its boundary surface, oriented outward, then

$$\iint_D \mathbf{F} \cdot \mathbf{N} \, dS = \iiint_E \nabla \cdot \mathbf{F} \, dV.$$

**Proof.** Again this theorem is too difficult to prove here, but a special case is easier. In the proof of a special case of Green's Theorem, we needed to know that we could describe the region of integration in both possible orders, so that we could set up one double integral using  $dx dy$  and another using  $dy dx$ . Similarly here, we need to be able to describe the three-dimensional region  $E$  in different ways.

We start by rewriting the triple integral:

$$\iiint_E \nabla \cdot \mathbf{F} dV = \iiint_E (P_x + Q_y + R_z) dV = \iiint_E P_x dV + \iiint_E Q_y dV + \iiint_E R_z dV.$$

The double integral may be rewritten:

$$\iint_D \mathbf{F} \cdot \mathbf{N} dS = \iint_D (P\mathbf{i} + Q\mathbf{j} + R\mathbf{k}) \cdot \mathbf{N} dS = \iint_D P\mathbf{i} \cdot \mathbf{N} dS + \iint_D Q\mathbf{j} \cdot \mathbf{N} dS + \iint_D R\mathbf{k} \cdot \mathbf{N} dS.$$

To prove that these give the same value it is sufficient to prove that

$$\begin{aligned} \iint_D P\mathbf{i} \cdot \mathbf{N} dS &= \iiint_E P_x dV, \\ \iint_D Q\mathbf{j} \cdot \mathbf{N} dS &= \iiint_E Q_y dV, \text{ and} \\ \iint_D R\mathbf{k} \cdot \mathbf{N} dS &= \iiint_E R_z dV. \end{aligned} \tag{18.9.1}$$

Not surprisingly, these are all pretty much the same; we'll do the first one.

We set the triple integral up with  $dx$  innermost:

$$\iiint_E P_x dV = \iint_B \int_{g_1(y,z)}^{g_2(y,z)} P_x dx dA = \iint_B P(g_2(y,z), y, z) - P(g_1(y,z), y, z) dA,$$

where  $B$  is the region in the  $y$ - $z$  plane over which we integrate. The boundary surface of  $E$  consists of a "top"  $x = g_2(y, z)$ , a "bottom"  $x = g_1(y, z)$ , and a "wrap-around side" that is vertical to the  $y$ - $z$  plane. To integrate over the entire boundary surface, we can integrate over each of these (top, bottom, side) and add the results. Over the side surface, the vector  $\mathbf{N}$  is perpendicular to the vector  $\mathbf{i}$ , so

$$\iint_{\text{side}} P\mathbf{i} \cdot \mathbf{N} dS = \iint_{\text{side}} 0 dS = 0.$$

Thus, we are left with just the surface integral over the top plus the surface integral over the bottom. For the top, we use the vector function  $\mathbf{r} = \langle g_2(y, z), y, z \rangle$  which gives

$\mathbf{r}_y \times \mathbf{r}_z = \langle 1, -g_{2y}, -g_{2z} \rangle$ ; the dot product of this with  $\mathbf{i} = \langle 1, 0, 0 \rangle$  is 1. Then

$$\iint_{\text{top}} P \mathbf{i} \cdot \mathbf{N} \, dS = \iint_B P(g_2(y, z), y, z) \, dA.$$

In almost identical fashion we get

$$\iint_{\text{bottom}} P \mathbf{i} \cdot \mathbf{N} \, dS = - \iint_B P(g_1(y, z), y, z) \, dA,$$

where the negative sign is needed to make  $\mathbf{N}$  point in the negative  $x$  direction. Now

$$\iint_D P \mathbf{i} \cdot \mathbf{N} \, dS = \iint_B P(g_2(y, z), y, z) \, dA - \iint_B P(g_1(y, z), y, z) \, dA,$$

which is the same as the value of the triple integral above. ■

**EXAMPLE 18.9.2** Let  $\mathbf{F} = \langle 2x, 3y, z^2 \rangle$ , and consider the three-dimensional volume inside the cube with faces parallel to the principal planes and opposite corners at  $(0, 0, 0)$  and  $(1, 1, 1)$ . We compute the two integrals of the divergence theorem.

The triple integral is the easier of the two:

$$\int_0^1 \int_0^1 \int_0^1 2 + 3 + 2z \, dx \, dy \, dz = 6.$$

The surface integral must be separated into six parts, one for each face of the cube. One face is  $z = 0$  or  $\mathbf{r} = \langle u, v, 0 \rangle$ ,  $0 \leq u, v \leq 1$ . Then  $\mathbf{r}_u = \langle 1, 0, 0 \rangle$ ,  $\mathbf{r}_v = \langle 0, 1, 0 \rangle$ , and  $\mathbf{r}_u \times \mathbf{r}_v = \langle 0, 0, 1 \rangle$ . We need this to be oriented downward (out of the cube), so we use  $\langle 0, 0, -1 \rangle$  and the corresponding integral is

$$\int_0^1 \int_0^1 -z^2 \, du \, dv = \int_0^1 \int_0^1 0 \, du \, dv = 0.$$

Another face is  $y = 1$  or  $\mathbf{r} = \langle u, 1, v \rangle$ . Then  $\mathbf{r}_u = \langle 1, 0, 0 \rangle$ ,  $\mathbf{r}_v = \langle 0, 0, 1 \rangle$ , and  $\mathbf{r}_u \times \mathbf{r}_v = \langle 0, -1, 0 \rangle$ . We need a normal in the positive  $y$  direction, so we convert this to  $\langle 0, 1, 0 \rangle$ , and the corresponding integral is

$$\int_0^1 \int_0^1 3y \, du \, dv = \int_0^1 \int_0^1 3 \, du \, dv = 3.$$

The remaining four integrals have values 0, 0, 2, and 1, and the sum of these is 6, in agreement with the triple integral. □

**EXAMPLE 18.9.3** Let  $\mathbf{F} = \langle x^3, y^3, z^2 \rangle$ , and consider the cylindrical volume  $x^2 + y^2 \leq 9$ ,  $0 \leq z \leq 2$ . The triple integral (using cylindrical coordinates) is

$$\int_0^{2\pi} \int_0^3 \int_0^2 (3r^2 + 2z)r \, dz \, dr \, d\theta = 279\pi.$$

For the surface we need three integrals. The top of the cylinder can be represented by  $\mathbf{r} = \langle v \cos u, v \sin u, 2 \rangle$ ;  $\mathbf{r}_u \times \mathbf{r}_v = \langle 0, 0, -v \rangle$ , which points down into the cylinder, so we convert it to  $\langle 0, 0, v \rangle$ . Then

$$\int_0^{2\pi} \int_0^3 \langle v^3 \cos^3 u, v^3 \sin^3 u, 4 \rangle \cdot \langle 0, 0, v \rangle \, dv \, du = \int_0^{2\pi} \int_0^3 4v \, dv \, du = 36\pi.$$

The bottom is  $\mathbf{r} = \langle v \cos u, v \sin u, 0 \rangle$ ;  $\mathbf{r}_u \times \mathbf{r}_v = \langle 0, 0, -v \rangle$  and

$$\int_0^{2\pi} \int_0^3 \langle v^3 \cos^3 u, v^3 \sin^3 u, 0 \rangle \cdot \langle 0, 0, -v \rangle \, dv \, du = \int_0^{2\pi} \int_0^3 0 \, dv \, du = 0.$$

The side of the cylinder is  $\mathbf{r} = \langle 3 \cos u, 3 \sin u, v \rangle$ ;  $\mathbf{r}_u \times \mathbf{r}_v = \langle 3 \cos u, 3 \sin u, 0 \rangle$  which does point outward, so

$$\begin{aligned} & \int_0^{2\pi} \int_0^2 \langle 27 \cos^3 u, 27 \sin^3 u, v^2 \rangle \cdot \langle 3 \cos u, 3 \sin u, 0 \rangle \, dv \, du \\ &= \int_0^{2\pi} \int_0^2 81 \cos^4 u + 81 \sin^4 u \, dv \, du = 243\pi. \end{aligned}$$

The total surface integral is thus  $36\pi + 0 + 243\pi = 279\pi$ . □

### Exercises 18.9.

1. Using  $\mathbf{F} = \langle 3x, y^3, -2z^2 \rangle$  and the region bounded by  $x^2 + y^2 = 9$ ,  $z = 0$ , and  $z = 5$ , compute both integrals from the Divergence Theorem.  $\Rightarrow$
2. Let  $E$  be the volume described by  $0 \leq x \leq a$ ,  $0 \leq y \leq b$ ,  $0 \leq z \leq c$ , and  $\mathbf{F} = \langle x^2, y^2, z^2 \rangle$ . Compute  $\iint_{\partial E} \mathbf{F} \cdot \mathbf{N} \, dS$ .  $\Rightarrow$
3. Let  $E$  be the volume described by  $0 \leq x \leq 1$ ,  $0 \leq y \leq 1$ ,  $0 \leq z \leq 1$ , and  $\mathbf{F} = \langle 2xy, 3xy, ze^{x+y} \rangle$ . Compute  $\iint_{\partial E} \mathbf{F} \cdot \mathbf{N} \, dS$ .  $\Rightarrow$
4. Let  $E$  be the volume described by  $0 \leq x \leq 1$ ,  $0 \leq y \leq x$ ,  $0 \leq z \leq x + y$ , and  $\mathbf{F} = \langle x, 2y, 3z \rangle$ . Compute  $\iint_{\partial E} \mathbf{F} \cdot \mathbf{N} \, dS$ .  $\Rightarrow$

5. Let  $E$  be the volume described by  $x^2 + y^2 + z^2 \leq 4$ , and  $\mathbf{F} = \langle x^3, y^3, z^3 \rangle$ . Compute  $\iint_{\partial E} \mathbf{F} \cdot$

$\mathbf{N} dS$ .  $\Rightarrow$

6. Let  $E$  be the hemisphere described by  $0 \leq z \leq \sqrt{1 - x^2 - y^2}$ , and  $\mathbf{F} = \langle \sqrt{x^2 + y^2 + z^2}, \sqrt{x^2 + y^2 + z^2}, \sqrt{x^2 + y^2 + z^2} \rangle$ . Compute  $\iint_{\partial E} \mathbf{F} \cdot \mathbf{N} dS$ .  $\Rightarrow$

7. Let  $E$  be the volume described by  $x^2 + y^2 \leq 1$ ,  $0 \leq z \leq 4$ , and  $\mathbf{F} = \langle xy^2, yz, x^2z \rangle$ . Compute  $\iint_{\partial E} \mathbf{F} \cdot \mathbf{N} dS$ .  $\Rightarrow$

8. Let  $E$  be the solid cone above the  $x$ - $y$  plane and inside  $z = 1 - \sqrt{x^2 + y^2}$ , and  $\mathbf{F} = \langle x \cos^2 z, y \sin^2 z, \sqrt{x^2 + y^2} z \rangle$ . Compute  $\iint_{\partial E} \mathbf{F} \cdot \mathbf{N} dS$ .  $\Rightarrow$

9. Prove the other two equations in the display 18.9.1.

10. Suppose  $D$  is a closed surface, and that  $D$  and  $F$  are sufficiently nice. Show that

$$\iint_D (\nabla \times \mathbf{F}) \cdot \mathbf{N} dS = 0$$

where  $\mathbf{N}$  is the outward pointing unit normal.

11. Suppose  $D$  is a closed surface,  $D$  is sufficiently nice, and  $F = \langle a, b, c \rangle$  is a constant vector field. Show that

$$\iint_D \mathbf{F} \cdot \mathbf{N} dS = 0$$

where  $\mathbf{N}$  is the outward pointing unit normal.

12. We know that the volume of a region  $E$  may often be computed as  $\iiint_E dx dy dz$ . Show that

this volume may also be computed as  $\frac{1}{3} \iint_{\partial E} \langle x, y, z \rangle \cdot \mathbf{N} dS$  where  $\mathbf{N}$  is the outward pointing unit normal to  $\partial E$ .



# 19

## Differential Equations

Many physical phenomena can be modeled using the language of calculus. For example, observational evidence suggests that the temperature of a cup of tea (or some other liquid) in a room of constant temperature will cool over time at a rate proportional to the difference between the room temperature and the temperature of the tea.

In symbols, if  $t$  is the time,  $M$  is the room temperature, and  $f(t)$  is the temperature of the tea at time  $t$  then  $f'(t) = k(M - f(t))$  where  $k > 0$  is a constant which will depend on the kind of tea (or more generally the kind of liquid) but not on the room temperature or the temperature of the tea. This is **Newton's law of cooling** and the equation that we just wrote down is an example of a **differential equation**. Ideally we would like to solve this equation, namely, find the function  $f(t)$  that describes the temperature over time, though this often turns out to be impossible, in which case various approximation techniques must be used. The use and solution of differential equations is an important field of mathematics; here we see how to solve some simple but useful types of differential equation.

Informally, a differential equation is an equation in which one or more of the derivatives of some function appear. Typically, a scientific theory will produce a differential equation (or a system of differential equations) that describes or governs some physical process, but the theory will not produce the desired function or functions directly.

Recall from section 6.2 that when the variable is time the derivative of a function  $y(t)$  is sometimes written as  $\dot{y}$  instead of  $y'$ ; this is quite common in the study of differential equations. Extending this idea, we also write  $y''(t) = \ddot{y}$ .

## 19.1 FIRST ORDER DIFFERENTIAL EQUATIONS

We start by considering equations in which only the first derivative of the function appears.

**DEFINITION 19.1.1** A **first order differential equation** is an equation of the form  $F(t, y, \dot{y}) = 0$ . A solution of a first order differential equation is a function  $f(t)$  that makes  $F(t, f(t), f'(t)) = 0$  for every value of  $t$ .  $\square$

Here,  $F$  is a function of three variables which we label  $t$ ,  $y$ , and  $\dot{y}$ . It is understood that  $\dot{y}$  will explicitly appear in the equation although  $t$  and  $y$  need not. The term “first order” means that the first derivative of  $y$  appears, but no higher order derivatives do.

**EXAMPLE 19.1.2** The equation from Newton’s law of cooling,  $\dot{y} = k(M - y)$ , is a first order differential equation;  $F(t, y, \dot{y}) = k(M - y) - \dot{y}$ .  $\square$

**EXAMPLE 19.1.3**  $\dot{y} = t^2 + 1$  is a first order differential equation;  $F(t, y, \dot{y}) = \dot{y} - t^2 - 1$ . All solutions to this equation are of the form  $t^3/3 + t + C$ .  $\square$

**DEFINITION 19.1.4** A **first order initial value problem** is a system of equations of the form  $F(t, y, \dot{y}) = 0$ ,  $y(t_0) = y_0$ . Here  $t_0$  is a fixed time and  $y_0$  is a number. A solution of an initial value problem is a solution  $f(t)$  of the differential equation that also satisfies the **initial condition**  $f(t_0) = y_0$ .  $\square$

**EXAMPLE 19.1.5** The initial value problem  $\dot{y} = t^2 + 1$ ,  $y(1) = 4$  has solution  $f(t) = t^3/3 + t + 8/3$ .  $\square$

The general first order equation is rather too general, that is, we can’t describe methods that will work on them all, or even a large portion of them. We can make progress with specific kinds of first order differential equations. For example, much can be said about equations of the form  $\dot{y} = \phi(t, y)$  where  $\phi$  is a function of the two variables  $t$  and  $y$ . Under reasonable conditions on  $\phi$ , such an equation has a solution and the corresponding initial value problem has a unique solution. However, in general, these equations can be very difficult or impossible to solve explicitly.

**EXAMPLE 19.1.6** Consider this specific example of an initial value problem for Newton’s law of cooling:  $\dot{y} = 2(25 - y)$ ,  $y(0) = 40$ . We first note that if  $y(t_0) = 25$ , the right hand side of the differential equation is zero, and so the constant function  $y(t) = 25$  is a solution to the differential equation. It is not a solution to the initial value problem, since  $y(0) \neq 40$ . (The physical interpretation of this constant solution is that if a liquid is at the same temperature as its surroundings, then the liquid will stay at that temperature.)

So long as  $y$  is not 25, we can rewrite the differential equation as

$$\begin{aligned}\frac{dy}{dt} \frac{1}{25-y} &= 2 \\ \frac{1}{25-y} dy &= 2 dt,\end{aligned}$$

so

$$\int \frac{1}{25-y} dy = \int 2 dt,$$

that is, the two anti-derivatives must be the same except for a constant difference. We can calculate these anti-derivatives and rearrange the results:

$$\begin{aligned}\int \frac{1}{25-y} dy &= \int 2 dt \\ (-1) \ln |25-y| &= 2t + C_0 \\ \ln |25-y| &= -2t - C_0 = -2t + C \\ |25-y| &= e^{-2t+C} = e^{-2t} e^C \\ y-25 &= \pm e^C e^{-2t} \\ y &= 25 \pm e^C e^{-2t} = 25 + Ae^{-2t}.\end{aligned}$$

Here  $A = \pm e^C = \pm e^{-C_0}$  is some non-zero constant. Since we want  $y(0) = 40$ , we substitute and solve for  $A$ :

$$\begin{aligned}40 &= 25 + Ae^0 \\ 15 &= A,\end{aligned}$$

and so  $y = 25 + 15e^{-2t}$  is a solution to the initial value problem. Note that  $y$  is never 25, so this makes sense for all values of  $t$ . However, if we allow  $A = 0$  we get the solution  $y = 25$  to the differential equation, which would be the solution to the initial value problem if we were to require  $y(0) = 25$ . Thus,  $y = 25 + Ae^{-2t}$  describes all solutions to the differential equation  $\dot{y} = 2(25 - y)$ , and all solutions to the associated initial value problems.  $\square$

Why could we solve this problem? Our solution depended on rewriting the equation so that all instances of  $y$  were on one side of the equation and all instances of  $t$  were on the other; of course, in this case the only  $t$  was originally hidden, since we didn't write  $dy/dt$  in the original equation. This is not required, however.

**EXAMPLE 19.1.7** Solve the differential equation  $\dot{y} = 2t(25 - y)$ . This is almost identical to the previous example. As before,  $y(t) = 25$  is a solution. If  $y \neq 25$ ,

$$\begin{aligned}\int \frac{1}{25 - y} dy &= \int 2t dt \\ (-1) \ln |25 - y| &= t^2 + C_0 \\ \ln |25 - y| &= -t^2 - C_0 = -t^2 + C \\ |25 - y| &= e^{-t^2 + C} = e^{-t^2} e^C \\ y - 25 &= \pm e^C e^{-t^2} \\ y &= 25 \pm e^C e^{-t^2} = 25 + Ae^{-t^2}.\end{aligned}$$

As before, all solutions are represented by  $y = 25 + Ae^{-t^2}$ , allowing  $A$  to be zero.  $\square$

**DEFINITION 19.1.8** A first order differential equation is **separable** if it can be written in the form  $\dot{y} = f(t)g(y)$ .  $\square$

As in the examples, we can attempt to solve a separable equation by converting to the form

$$\int \frac{1}{g(y)} dy = \int f(t) dt.$$

This technique is called **separation of variables**. The simplest (in principle) sort of separable equation is one in which  $g(y) = 1$ , in which case we attempt to solve

$$\int 1 dy = \int f(t) dt.$$

We can do this if we can find an anti-derivative of  $f(t)$ .

Also as we have seen so far, a differential equation typically has an infinite number of solutions. Ideally, but certainly not always, a corresponding initial value problem will have just one solution. A solution in which there are no unknown constants remaining is called a **particular solution**.

The general approach to separable equations is this: Suppose we wish to solve  $\dot{y} = f(t)g(y)$  where  $f$  and  $g$  are continuous functions. If  $g(a) = 0$  for some  $a$  then  $y(t) = a$  is a constant solution of the equation, since in this case  $\dot{y} = 0 = f(t)g(a)$ . For example,  $\dot{y} = y^2 - 1$  has constant solutions  $y(t) = 1$  and  $y(t) = -1$ .

To find the nonconstant solutions, we note that the function  $1/g(y)$  is continuous where  $g \neq 0$ , so  $1/g$  has an antiderivative  $G$ . Let  $F$  be an antiderivative of  $f$ . Now we write

$$G(y) = \int \frac{1}{g(y)} dy = \int f(t) dt = F(t) + C,$$

so  $G(y) = F(t) + C$ . Now we solve this equation for  $y$ .

Of course, there are a few places this ideal description could go wrong: we need to be able to find the antiderivatives  $G$  and  $F$ , and we need to solve the final equation for  $y$ . The upshot is that the solutions to the original differential equation are the constant solutions, if any, and all functions  $y$  that satisfy  $G(y) = F(t) + C$ .

**EXAMPLE 19.1.9** Consider the differential equation  $\dot{y} = ky$ . When  $k > 0$ , this describes certain simple cases of population growth: it says that the change in the population  $y$  is proportional to the population. The underlying assumption is that each organism in the current population reproduces at a fixed rate, so the larger the population the more new organisms are produced. While this is too simple to model most real populations, it is useful in some cases over a limited time. When  $k < 0$ , the differential equation describes a quantity that decreases in proportion to the current value; this can be used to model radioactive decay.

The constant solution is  $y(t) = 0$ ; of course this will not be the solution to any interesting initial value problem. For the non-constant solutions, we proceed much as before:

$$\begin{aligned}\int \frac{1}{y} dy &= \int k dt \\ \ln |y| &= kt + C \\ |y| &= e^{kt} e^C \\ y &= \pm e^C e^{kt} \\ y &= A e^{kt}.\end{aligned}$$

Again, if we allow  $A = 0$  this includes the constant solution, and we can simply say that  $y = A e^{kt}$  is the general solution. With an initial value we can easily solve for  $A$  to get the solution of the initial value problem. In particular, if the initial value is given for time  $t = 0$ ,  $y(0) = y_0$ , then  $A = y_0$  and the solution is  $y = y_0 e^{kt}$ .  $\square$

### **Exercises 19.1.**

- Which of the following equations are separable?
  - $\dot{y} = \sin(ty)$
  - $\dot{y} = e^t e^y$
  - $y\dot{y} = t$
  - $\dot{y} = (t^3 - t) \arcsin(y)$
  - $\dot{y} = t^2 \ln y + 4t^3 \ln y$
- Solve  $\dot{y} = 1/(1 + t^2)$ .  $\Rightarrow$
- Solve the initial value problem  $\dot{y} = t^n$  with  $y(0) = 1$  and  $n \geq 0$ .  $\Rightarrow$
- Solve  $\dot{y} = \ln t$ .  $\Rightarrow$

5. Identify the constant solutions (if any) of  $\dot{y} = t \sin y$ .  $\Rightarrow$
6. Identify the constant solutions (if any) of  $\dot{y} = te^y$ .  $\Rightarrow$
7. Solve  $\dot{y} = t/y$ .  $\Rightarrow$
8. Solve  $\dot{y} = y^2 - 1$ .  $\Rightarrow$
9. Solve  $\dot{y} = t/(y^3 - 5)$ . You may leave your solution in implicit form: that is, you may stop once you have done the integration, without solving for  $y$ .  $\Rightarrow$
10. Find a non-constant solution of the initial value problem  $\dot{y} = y^{1/3}$ ,  $y(0) = 0$ , using separation of variables. Note that the constant function  $y(t) = 0$  also solves the initial value problem. This shows that an initial value problem can have more than one solution.  $\Rightarrow$
11. Solve the equation for Newton's law of cooling leaving  $M$  and  $k$  unknown.  $\Rightarrow$
12. After 10 minutes in Jean-Luc's room, his tea has cooled to  $40^\circ$  Celsius from  $100^\circ$  Celsius. The room temperature is  $25^\circ$  Celsius. How much longer will it take to cool to  $35^\circ$ ?  $\Rightarrow$
13. Solve the **logistic equation**  $\dot{y} = ky(M - y)$ . (This is a somewhat more reasonable population model in most cases than the simpler  $\dot{y} = ky$ .) Sketch the graph of the solution to this equation when  $M = 1000$ ,  $k = 0.002$ ,  $y(0) = 1$ .  $\Rightarrow$
14. Suppose that  $\dot{y} = ky$ ,  $y(0) = 2$ , and  $\dot{y}(0) = 3$ . What is  $y$ ?  $\Rightarrow$
15. Radioactive substances "decay", that is, the amount (the mass) of the substance decreases over time. The mass of a radioactive substance obeys the equation  $\dot{y} = ky$  where  $k < 0$  and  $y$  is the mass of the substance at time  $t$ . Suppose that initially, the mass of the substance is  $y(0) = M > 0$ . At what time does half of the mass remain? (This is known as the half life. Note that the half life depends on  $k$  but not on  $M$ .)  $\Rightarrow$
16. Bismuth-210 has a half life of five days. If there is initially 600 milligrams, how much is left after 6 days? When will there be only 2 milligrams left?  $\Rightarrow$
17. The half life of carbon-14 is 5730 years. If one starts with 100 milligrams of carbon-14, how much is left after 6000 years? How long do we have to wait before there is less than 2 milligrams?  $\Rightarrow$
18. A certain species of bacteria doubles its population (or its mass) every hour in the lab. The differential equation that models this phenomenon is  $\dot{y} = ky$ , where  $k > 0$  and  $y$  is the population of bacteria at time  $t$ . What is  $y$ ?  $\Rightarrow$
19. If a certain microbe doubles its population every 4 hours and after 5 hours the total population has mass 500 grams, what was the initial mass?  $\Rightarrow$

## 19.2 FIRST ORDER HOMOGENEOUS LINEAR EQUATIONS

A simple, but important and useful, type of separable equation is the **first order homogeneous linear equation**:

**DEFINITION 19.2.1** A first order homogeneous linear differential equation is one of the form  $\dot{y} + p(t)y = 0$  or equivalently  $\dot{y} = -p(t)y$ .  $\square$

"Linear" in this definition indicates that both  $\dot{y}$  and  $y$  occur to the first power; "homogeneous" refers to the zero on the right hand side of the first form of the equation.

**EXAMPLE 19.2.2** The equation  $\dot{y} = 2t(25 - y)$  can be written  $\dot{y} + 2ty = 50t$ . This is linear, but not homogeneous. The equation  $\dot{y} = ky$ , or  $\dot{y} - ky = 0$  is linear and homogeneous, with a particularly simple  $p(t) = -k$ .  $\square$

Because first order homogeneous linear equations are separable, we can solve them in the usual way:

$$\begin{aligned}\dot{y} &= -p(t)y \\ \int \frac{1}{y} dy &= \int -p(t) dt \\ \ln |y| &= P(t) + C \\ y &= \pm e^{P(t)+C} \\ y &= Ae^{P(t)},\end{aligned}$$

where  $P(t)$  is an anti-derivative of  $-p(t)$ . As in previous examples, if we allow  $A = 0$  we get the constant solution  $y = 0$ .

**EXAMPLE 19.2.3** Solve the initial value problems  $\dot{y} + y \cos t = 0$ ,  $y(0) = 1/2$  and  $y(2) = 1/2$ . We start with

$$P(t) = \int -\cos t dt = -\sin t,$$

so the general solution to the differential equation is

$$y = Ae^{-\sin t}.$$

To compute  $A$  we substitute:

$$\frac{1}{2} = Ae^{-\sin 0} = A,$$

so the solutions is

$$y = \frac{1}{2}e^{-\sin t}.$$

For the second problem,

$$\begin{aligned}\frac{1}{2} &= Ae^{-\sin 2} \\ A &= \frac{1}{2}e^{\sin 2}\end{aligned}$$

so the solution is

$$y = \frac{1}{2}e^{\sin 2}e^{-\sin t}.$$

$\square$

**EXAMPLE 19.2.4** Solve the initial value problem  $t\dot{y} + 3y = 0$ ,  $y(1) = 2$ , assuming  $t > 0$ . We write the equation in standard form:  $\dot{y} + 3y/t = 0$ . Then

$$P(t) = \int -\frac{3}{t} dt = -3 \ln t$$

and

$$y = Ae^{-3 \ln t} = At^{-3}.$$

Substituting to find  $A$ :  $2 = A(1)^{-3} = A$ , so the solution is  $y = 2t^{-3}$ .  $\square$

### ***Exercises 19.2.***

Find the general solution of each equation in 1–4.

1.  $\dot{y} + 5y = 0 \Rightarrow$
2.  $\dot{y} - 2y = 0 \Rightarrow$
3.  $\dot{y} + \frac{y}{1+t^2} = 0 \Rightarrow$
4.  $\dot{y} + t^2y = 0 \Rightarrow$

In 5–14, solve the initial value problem.

5.  $\dot{y} + y = 0$ ,  $y(0) = 4 \Rightarrow$
6.  $\dot{y} - 3y = 0$ ,  $y(1) = -2 \Rightarrow$
7.  $\dot{y} + y \sin t = 0$ ,  $y(\pi) = 1 \Rightarrow$
8.  $\dot{y} + ye^t = 0$ ,  $y(0) = e \Rightarrow$
9.  $\dot{y} + y\sqrt{1+t^4} = 0$ ,  $y(0) = 0 \Rightarrow$
10.  $\dot{y} + y \cos(e^t) = 0$ ,  $y(0) = 0 \Rightarrow$
11.  $t\dot{y} - 2y = 0$ ,  $y(1) = 4 \Rightarrow$
12.  $t^2\dot{y} + y = 0$ ,  $y(1) = -2$ ,  $t > 0 \Rightarrow$
13.  $t^3\dot{y} = 2y$ ,  $y(1) = 1$ ,  $t > 0 \Rightarrow$
14.  $t^3\dot{y} = 2y$ ,  $y(1) = 0$ ,  $t > 0 \Rightarrow$
15. A function  $y(t)$  is a solution of  $\dot{y} + ky = 0$ . Suppose that  $y(0) = 100$  and  $y(2) = 4$ . Find  $k$  and find  $y(t)$ .  $\Rightarrow$
16. A function  $y(t)$  is a solution of  $\dot{y} + t^k y = 0$ . Suppose that  $y(0) = 1$  and  $y(1) = e^{-13}$ . Find  $k$  and find  $y(t)$ .  $\Rightarrow$
17. A bacterial culture grows at a rate proportional to its population. If the population is one million at  $t = 0$  and 1.5 million at  $t = 1$  hour, find the population as a function of time.  $\Rightarrow$
18. A radioactive element decays with a half-life of 6 years. If a block of the element has mass 10 kilograms at  $t = 0$ , find the amount of the element at time  $t$ .  $\Rightarrow$



## 19.3 FIRST ORDER LINEAR EQUATIONS

As you might guess, a first order linear differential equation has the form  $\dot{y} + p(t)y = f(t)$ . Not only is this closely related in form to the first order homogeneous linear equation, we can use what we know about solving homogeneous equations to solve the general linear equation.

Suppose that  $y_1(t)$  and  $y_2(t)$  are solutions to  $\dot{y} + p(t)y = f(t)$ . Let  $g(t) = y_1 - y_2$ . Then

$$\begin{aligned} g'(t) + p(t)g(t) &= y_1' - y_2' + p(t)(y_1 - y_2) \\ &= (y_1' + p(t)y_1) - (y_2' + p(t)y_2) \\ &= f(t) - f(t) = 0. \end{aligned}$$

In other words,  $g(t) = y_1 - y_2$  is a solution to the homogeneous equation  $\dot{y} + p(t)y = 0$ . Turning this around, any solution to the linear equation  $\dot{y} + p(t)y = f(t)$ , call it  $y_1$ , can be written as  $y_2 + g(t)$ , for some particular  $y_2$  and some solution  $g(t)$  of the homogeneous equation  $\dot{y} + p(t)y = 0$ . Since we already know how to find all solutions of the homogeneous equation, finding just one solution to the equation  $\dot{y} + p(t)y = f(t)$  will give us all of them.

How might we find that one particular solution to  $\dot{y} + p(t)y = f(t)$ ? Again, it turns out that what we already know helps. We know that the general solution to the homogeneous equation  $\dot{y} + p(t)y = 0$  looks like  $Ae^{P(t)}$ . We now make an inspired guess: consider the function  $v(t)e^{P(t)}$ , in which we have replaced the constant parameter  $A$  with the function  $v(t)$ . This technique is called **variation of parameters**. For convenience write this as  $s(t) = v(t)h(t)$  where  $h(t) = e^{P(t)}$  is a solution to the homogeneous equation. Now let's compute a bit with  $s(t)$ :

$$\begin{aligned} s'(t) + p(t)s(t) &= v(t)h'(t) + v'(t)h(t) + p(t)v(t)h(t) \\ &= v(t)(h'(t) + p(t)h(t)) + v'(t)h(t) \\ &= v'(t)h(t). \end{aligned}$$

The last equality is true because  $h'(t) + p(t)h(t) = 0$ , since  $h(t)$  is a solution to the homogeneous equation. We are hoping to find a function  $s(t)$  so that  $s'(t) + p(t)s(t) = f(t)$ ; we will have such a function if we can arrange to have  $v'(t)h(t) = f(t)$ , that is,  $v'(t) = f(t)/h(t)$ . But this is as easy (or hard) as finding an anti-derivative of  $f(t)/h(t)$ . Putting this all together, the general solution to  $\dot{y} + p(t)y = f(t)$  is

$$v(t)h(t) + Ae^{P(t)} = v(t)e^{P(t)} + Ae^{P(t)}.$$

**EXAMPLE 19.3.1** Find the solution of the initial value problem  $\dot{y} + 3y/t = t^2$ ,  $y(1) = 1/2$ . First we find the general solution; since we are interested in a solution with a given

condition at  $t = 1$ , we may assume  $t > 0$ . We start by solving the homogeneous equation as usual; call the solution  $g$ :

$$g = Ae^{-\int(3/t) dt} = Ae^{-3\ln t} = At^{-3}.$$

Then as in the discussion,  $h(t) = t^{-3}$  and  $v'(t) = t^2/t^{-3} = t^5$ , so  $v(t) = t^6/6$ . We know that every solution to the equation looks like

$$v(t)t^{-3} + At^{-3} = \frac{t^6}{6}t^{-3} + At^{-3} = \frac{t^3}{6} + At^{-3}.$$

Finally we substitute to find  $A$ :

$$\begin{aligned}\frac{1}{2} &= \frac{(1)^3}{6} + A(1)^{-3} = \frac{1}{6} + A \\ A &= \frac{1}{2} - \frac{1}{6} = \frac{1}{3}.\end{aligned}$$

The solution is then

$$y = \frac{t^3}{6} + \frac{1}{3}t^{-3}.$$

□

Here is an alternate method for finding a particular solution to the differential equation, using an **integrating factor**. In the differential equation  $\dot{y} + p(t)y = f(t)$ , we note that if we multiply through by a function  $I(t)$  to get  $I(t)\dot{y} + I(t)p(t)y = I(t)f(t)$ , the left hand side looks like it could be a derivative computed by the product rule:

$$\frac{d}{dt}(I(t)y) = I(t)\dot{y} + I'(t)y.$$

Now if we could choose  $I(t)$  so that  $I'(t) = I(t)p(t)$ , this would be exactly the left hand side of the differential equation. But this is just a first order homogeneous linear equation, and we know a solution is  $I(t) = e^{Q(t)}$ , where  $Q(t) = \int p dt$ ; note that  $Q(t) = -P(t)$ , where  $P(t)$  appears in the variation of parameters method and  $P'(t) = -p$ . Now the modified differential equation is

$$\begin{aligned}e^{-P(t)}\dot{y} + e^{-P(t)}p(t)y &= e^{-P(t)}f(t) \\ \frac{d}{dt}(e^{-P(t)}y) &= e^{-P(t)}f(t).\end{aligned}$$

Integrating both sides gives

$$e^{-P(t)}y = \int e^{-P(t)}f(t) dt$$

$$y = e^{P(t)} \int e^{-P(t)}f(t) dt.$$

If you look carefully, you will see that this is exactly the same solution we found by variation of parameters, because  $e^{-P(t)}f(t) = f(t)/h(t)$ .

Some people find it easier to remember how to use the integrating factor method than variation of parameters. Since ultimately they require the same calculation, you should use whichever of the two you find easier to recall. Using this method, the solution of the previous example would look just a bit different: Starting with  $\dot{y} + 3y/t = t^2$ , we recall that the integrating factor is  $e^{\int 3/t} = e^{3 \ln t} = t^3$ . Then we multiply through by the integrating factor and solve:

$$t^3\dot{y} + t^3 3y/t = t^3 t^2$$

$$t^3\dot{y} + t^2 3y = t^5$$

$$\frac{d}{dt}(t^3 y) = t^5$$

$$t^3 y = t^6/6$$

$$y = t^3/6.$$

This is the same answer, of course, and the problem is then finished just as before.

### ***Exercises 19.3.***

In problems 1–10, find the general solution of the equation.

1.  $\dot{y} + 4y = 8 \Rightarrow$
2.  $\dot{y} - 2y = 6 \Rightarrow$
3.  $\dot{y} + ty = 5t \Rightarrow$
4.  $\dot{y} + e^t y = -2e^t \Rightarrow$
5.  $\dot{y} - y = t^2 \Rightarrow$
6.  $2\dot{y} + y = t \Rightarrow$
7.  $t\dot{y} - 2y = 1/t, t > 0 \Rightarrow$
8.  $t\dot{y} + y = \sqrt{t}, t > 0 \Rightarrow$
9.  $\dot{y} \cos t + y \sin t = 1, -\pi/2 < t < \pi/2 \Rightarrow$
10.  $\dot{y} + y \sec t = \tan t, -\pi/2 < t < \pi/2 \Rightarrow$

## 19.4 APPROXIMATION

We have seen how to solve a restricted collection of differential equations, or more accurately, how to attempt to solve them—we may not be able to find the required anti-derivatives. Not surprisingly, non-linear equations can be even more difficult to solve. Yet much is known about solutions to some more general equations.

Suppose  $\phi(t, y)$  is a function of two variables. A more general class of first order differential equations has the form  $\dot{y} = \phi(t, y)$ . This is not necessarily a linear first order equation, since  $\phi$  may depend on  $y$  in some complicated way; note however that  $\dot{y}$  appears in a very simple form. Under suitable conditions on the function  $\phi$ , it can be shown that every such differential equation has a solution, and moreover that for each initial condition the associated initial value problem has exactly one solution. In practical applications this is obviously a very desirable property.

**EXAMPLE 19.4.1** The equation  $\dot{y} = t - y^2$  is a first order non-linear equation, because  $y$  appears to the second power. We will not be able to solve this equation.  $\square$

**EXAMPLE 19.4.2** The equation  $\dot{y} = y^2$  is also non-linear, but it is separable and can be solved by separation of variables.  $\square$

Not all differential equations that are important in practice can be solved exactly, so techniques have been developed to approximate solutions. We describe one such technique, **Euler's Method**, which is simple though not particularly useful compared to some more sophisticated techniques.

Suppose we wish to approximate a solution to the initial value problem  $\dot{y} = \phi(t, y)$ ,  $y(t_0) = y_0$ , for  $t \geq t_0$ . Under reasonable conditions on  $\phi$ , we know the solution exists, represented by a curve in the  $t$ - $y$  plane; call this solution  $f(t)$ . The point  $(t_0, y_0)$  is of course on this curve. We also know the slope of the curve at this point, namely  $\phi(t_0, y_0)$ . If we follow the tangent line for a brief distance, we arrive at a point that should be almost on the graph of  $f(t)$ , namely  $(t_0 + \Delta t, y_0 + \phi(t_0, y_0)\Delta t)$ ; call this point  $(t_1, y_1)$ . Now we pretend, in effect, that this point really is on the graph of  $f(t)$ , in which case we again know the slope of the curve through  $(t_1, y_1)$ , namely  $\phi(t_1, y_1)$ . So we can compute a new point,  $(t_2, y_2) = (t_1 + \Delta t, y_1 + \phi(t_1, y_1)\Delta t)$  that is a little farther along, still close to the graph of  $f(t)$  but probably not quite so close as  $(t_1, y_1)$ . We can continue in this way, doing a sequence of straightforward calculations, until we have an approximation  $(t_n, y_n)$  for whatever time  $t_n$  we need. At each step we do essentially the same calculation, namely

$$(t_{i+1}, y_{i+1}) = (t_i + \Delta t, y_i + \phi(t_i, y_i)\Delta t).$$

We expect that smaller time steps  $\Delta t$  will give better approximations, but of course it will require more work to compute to a specified time. It is possible to compute a guaranteed

upper bound on how far off the approximation might be, that is, how far  $y_n$  is from  $f(t_n)$ . Suffice it to say that the bound is not particularly good and that there are other more complicated approximation techniques that do better.

**EXAMPLE 19.4.3** Let us compute an approximation to the solution for  $\dot{y} = t - y^2$ ,  $y(0) = 0$ , when  $t = 1$ . We will use  $\Delta t = 0.2$ , which is easy to do even by hand, though we should not expect the resulting approximation to be very good. We get

$$(t_1, y_1) = (0 + 0.2, 0 + (0 - 0^2)0.2) = (0.2, 0)$$

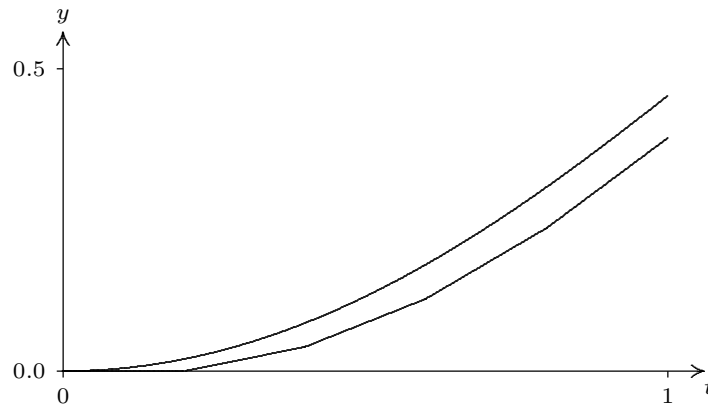
$$(t_2, y_2) = (0.2 + 0.2, 0 + (0.2 - 0^2)0.2) = (0.4, 0.04)$$

$$(t_3, y_3) = (0.6, 0.04 + (0.4 - 0.04^2)0.2) = (0.6, 0.11968)$$

$$(t_4, y_4) = (0.8, 0.11968 + (0.6 - 0.11968^2)0.2) = (0.8, 0.23681533952)$$

$$(t_5, y_5) = (1.0, 0.23681533952 + (0.6 - 0.23681533952^2)0.2) = (1.0, 0.385599038513605)$$

So  $y(1) \approx 0.3856$ . As it turns out, this is not accurate to even one decimal place. Figure 19.4.1 shows these points connected by line segments (the lower curve) compared to a solution obtained by a much better approximation technique. Note that the shape is approximately correct even though the end points are quite far apart.



**Figure 19.4.1** Approximating a solution to  $\dot{y} = t - y^2$ ,  $y(0) = 0$ .

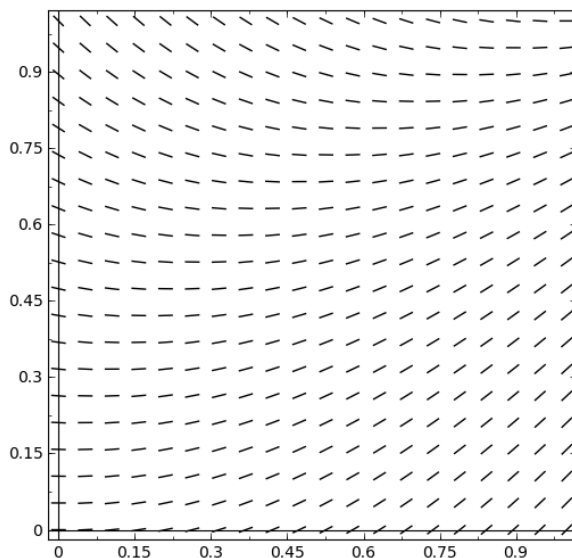
If you need to do Euler's method by hand, it is useful to construct a table to keep track of the work, as shown in figure 19.4.2. Each row holds the computation for a single step: the starting point  $(t_i, y_i)$ ; the stepsize  $\Delta t$ ; the computed slope  $\phi(t_i, y_i)$ ; the change in  $y$ ,  $\Delta y = \phi(t_i, y_i)\Delta t$ ; and the new point,  $(t_{i+1}, y_{i+1}) = (t_i + \Delta t, y_i + \Delta y)$ . The starting point in each row is the newly computed point from the end of the previous row.

It is easy to write a short function in Sage to do Euler's method; see [this Sage worksheet](#). □

$(t, y)$	$\Delta t$	$\phi(t, y)$	$\Delta y = \phi(t, y)\Delta t$	$(t + \Delta t, y + \Delta y)$
(0, 0)	0.2	0	0	(0.2, 0)
(0.2, 0)	0.2	0.2	0.04	(0.4, 0.04)
(0.4, 0.04)	0.2	0.3984	0.07968	(0.6, 0.11968)
(0.6, 0.11968)	0.2	0.58...	0.117...	(0.8, 0.236...)
(0.8, 0.236...)	0.2	0.743...	0.148...	(1.0, 0.385...)

**Figure 19.4.2** Computing with Euler's Method.

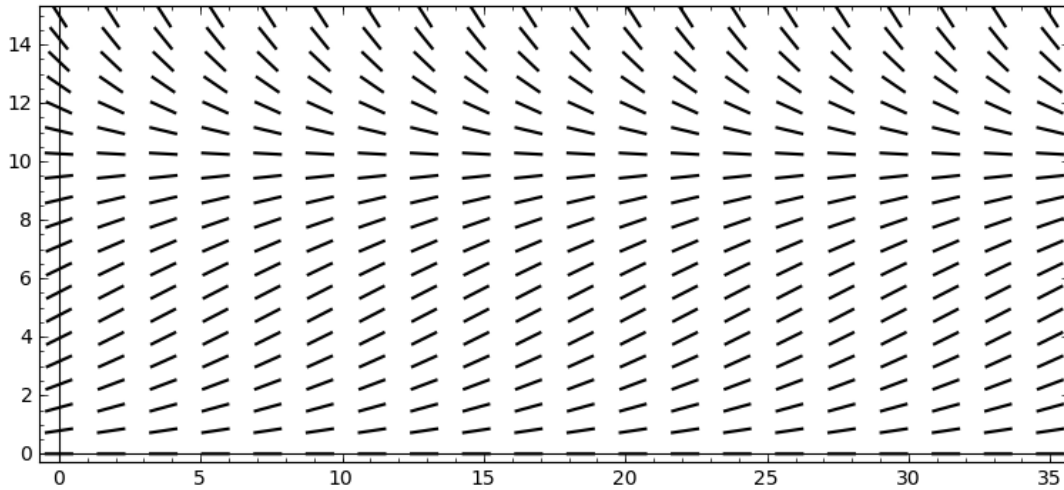
Euler's method is related to another technique that can help in understanding a differential equation in a qualitative way. Euler's method is based on the ability to compute the slope of a solution curve at any point in the plane, simply by computing  $\phi(t, y)$ . If we compute  $\phi(t, y)$  at many points, say in a grid, and plot a small line segment with that slope at the point, we can get an idea of how solution curves must look. Such a plot is called a **slope field**. A slope field for  $\phi = t - y^2$  is shown in figure 19.4.3; compare this to figure 19.4.1. With a little practice, one can sketch reasonably accurate solution curves based on the slope field, in essence doing Euler's method visually.



**Figure 19.4.3** A slope field for  $y' = t - y^2$ .

Even when a differential equation can be solved explicitly, the slope field can help in understanding what the solutions look like with various initial conditions. Recall the logistic equation from exercise 13 in section 19.1,  $y' = ky(M - y)$ :  $y$  is a population at time  $t$ ,  $M$  is a measure of how large a population the environment can support, and  $k$  measures the reproduction rate of the population. Figure 19.4.4 shows a slope field for this equation

that is quite informative. It is apparent that if the initial population is smaller than  $M$  it rises to  $M$  over the long term, while if the initial population is greater than  $M$  it decreases to  $M$ . It is quite easy to generate slope fields with Sage; follow the AP link in the figure caption.



**Figure 19.4.4** A slope field for  $\dot{y} = 0.2y(10 - y)$ . (AP)

### ***Exercises 19.4.***

In problems 1–4, compute the Euler approximations for the initial value problem for  $0 \leq t \leq 1$  and  $\Delta t = 0.2$ . Using Sage, generate the slope field first and attempt to sketch the solution curve. Then use Sage to compute better approximations with smaller values of  $\Delta t$ .

1.  $\dot{y} = t/y$ ,  $y(0) = 1 \Rightarrow$
2.  $\dot{y} = t + y^3$ ,  $y(0) = 1 \Rightarrow$
3.  $\dot{y} = \cos(t + y)$ ,  $y(0) = 1 \Rightarrow$
4.  $\dot{y} = t \ln y$ ,  $y(0) = 2 \Rightarrow$

## **19.5 SECOND ORDER HOMOGENEOUS EQUATIONS**

A second order differential equation is one containing the second derivative. These are in general quite complicated, but one fairly simple type is useful: the second order linear equation with constant coefficients.

**EXAMPLE 19.5.1** Consider the initial value problem  $\ddot{y} - \dot{y} - 2y = 0$ ,  $y(0) = 5$ ,  $\dot{y}(0) = 0$ . We make an inspired guess: might there be a solution of the form  $e^{rt}$ ? This seems at least plausible, since in this case  $\ddot{y}$ ,  $\dot{y}$ , and  $y$  all involve  $e^{rt}$ .

If such a function is a solution then

$$\begin{aligned} r^2 e^{rt} - r e^{rt} - 2e^{rt} &= 0 \\ e^{rt}(r^2 - r - 2) &= 0 \\ (r^2 - r - 2) &= 0 \\ (r - 2)(r + 1) &= 0, \end{aligned}$$

so  $r$  is 2 or  $-1$ . Not only are  $f = e^{2t}$  and  $g = e^{-t}$  solutions, but notice that  $y = Af + Bg$  is also, for any constants  $A$  and  $B$ :

$$\begin{aligned} (Af + Bg)'' - (Af + Bg)' - 2(Af + Bg) &= Af'' + Bg'' - Af' - Bg' - 2Af - 2Bg \\ &= A(f'' - f' - 2f) + B(g'' - g' - 2g) \\ &= A(0) + B(0) = 0. \end{aligned}$$

Can we find  $A$  and  $B$  so that this is a solution to the initial value problem? Let's substitute:

$$5 = y(0) = Af(0) + Bg(0) = Ae^0 + Be^0 = A + B$$

and

$$0 = \dot{y}(0) = Af'(0) + Bg'(0) = A2e^0 + B(-1)e^0 = 2A - B.$$

So we need to find  $A$  and  $B$  that make both  $5 = A + B$  and  $0 = 2A - B$  true. This is a simple set of simultaneous equations: solve  $B = 2A$ , substitute to get  $5 = A + 2A = 3A$ . Then  $A = 5/3$  and  $B = 10/3$ , and the desired solution is  $(5/3)e^{2t} + (10/3)e^{-t}$ . You now see why the initial condition in this case included both  $y(0)$  and  $\dot{y}(0)$ : we needed two equations in the two unknowns  $A$  and  $B$  □

You should of course wonder whether there might be other solutions; the answer is no. We will not prove this, but here is the theorem that tells us what we need to know:

**THEOREM 19.5.2** Given the differential equation  $a\ddot{y} + b\dot{y} + cy = 0$ , where  $a$ ,  $b$ , and  $c$  are constants, and  $a \neq 0$ , consider the quadratic polynomial  $ax^2 + bx + c$ , called the **characteristic polynomial**. Using the quadratic formula, this polynomial always has one or two roots, call them  $r$  and  $s$ . The general solution of the differential equation is:

- (a)  $y = Ae^{rt} + Be^{st}$ , if the roots  $r$  and  $s$  are real numbers and  $r \neq s$ .
- (b)  $y = Ae^{rt} + Bte^{rt}$ , if  $r = s$  is real.
- (c)  $y = A\cos(\beta t)e^{\alpha t} + B\sin(\beta t)e^{\alpha t}$ , if the roots  $r$  and  $s$  are complex numbers  $\alpha + \beta i$  and  $\alpha - \beta i$ .

■



**EXAMPLE 19.5.3** Suppose a mass  $m$  is hung on a spring with spring constant  $k$ . If the spring is compressed or stretched and then released, the mass will oscillate up and down. Because of friction, the oscillation will be damped: eventually the motion will cease. The damping will depend on the amount of friction; for example, if the system is suspended in oil the motion will cease sooner than if the system is in air. Using some simple physics, it is not hard to see that the position of the mass is described by this differential equation:  $m\ddot{y} + b\dot{y} + ky = 0$ . Using  $m = 1$ ,  $b = 4$ , and  $k = 5$  we find the motion of the mass. The characteristic polynomial is  $x^2 + 4x + 5$  with roots  $(-4 \pm \sqrt{16 - 20})/2 = -2 \pm i$ . Thus the general solution is  $y = A \cos(t)e^{-2t} + B \sin(t)e^{-2t}$ . Suppose we know that  $y(0) = 1$  and  $\dot{y}(0) = 2$ . Then as before we form two simultaneous equations: from  $y(0) = 1$  we get  $1 = A \cos(0)e^0 + B \sin(0)e^0 = A$ . For the second we compute

$$\dot{y} = -2Ae^{-2t} \cos(t) + Ae^{-2t}(-\sin(t)) - 2Be^{-2t} \sin(t) + Be^{-2t} \cos(t),$$

and then

$$2 = -2Ae^0 \cos(0) - Ae^0 \sin(0) - 2Be^0 \sin(0) + Be^0 \cos(0) = -2A + B.$$

So we get  $A = 1$ ,  $B = 4$ , and  $y = \cos(t)e^{-2t} + 4 \sin(t)e^{-2t}$ .

Here is a useful trick that makes this easier to understand: We have  $y = (\cos t + 4 \sin t)e^{-2t}$ . The expression  $\cos t + 4 \sin t$  is a bit reminiscent of the trigonometric formula  $\cos(\alpha - \beta) = \cos(\alpha) \cos(\beta) + \sin(\alpha) \sin(\beta)$  with  $\alpha = t$ . Let's rewrite it a bit as

$$\sqrt{17} \left( \frac{1}{\sqrt{17}} \cos t + \frac{4}{\sqrt{17}} \sin t \right).$$

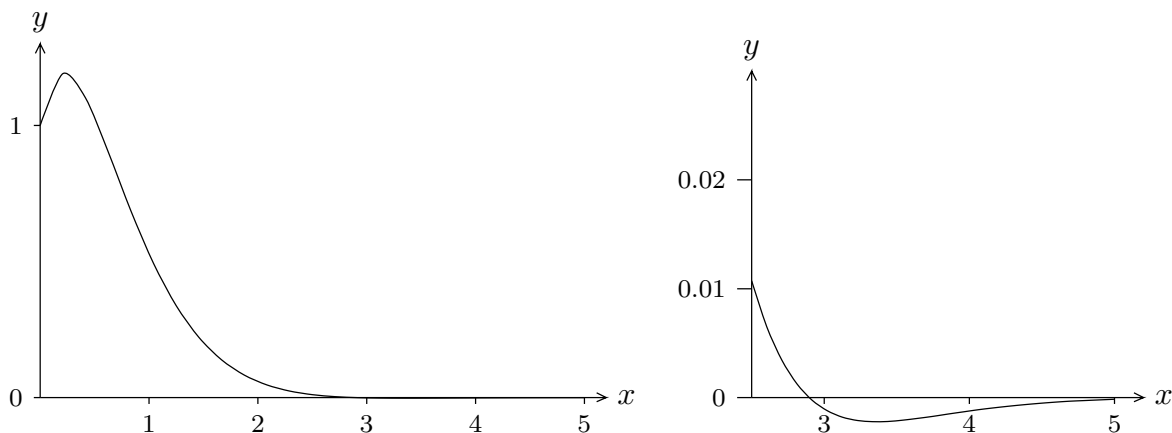
Note that  $(1/\sqrt{17})^2 + (4/\sqrt{17})^2 = 1$ , which means that there is an angle  $\beta$  with  $\cos \beta = 1/\sqrt{17}$  and  $\sin \beta = 4/\sqrt{17}$  (of course,  $\beta$  may not be a "nice" angle). Then

$$\cos t + 4 \sin t = \sqrt{17} (\cos t \cos \beta + \sin \beta \sin t) = \sqrt{17} \cos(t - \beta).$$

Thus, the solution may also be written  $y = \sqrt{17}e^{-2t} \cos(t - \beta)$ . This is a cosine curve that has been shifted  $\beta$  to the right; the  $\sqrt{17}e^{-2t}$  has the effect of diminishing the amplitude of the cosine as  $t$  increases; see figure 19.5.1. The oscillation is damped very quickly, so in the first graph it is not clear that this is an oscillation. The second graph shows a restricted range for  $t$ .  $\square$

Other physical systems that oscillate can also be described by such differential equations. Some electric circuits, for example, generate oscillating current.

**EXAMPLE 19.5.4** Find the solution to the initial value problem  $\ddot{y} - 4\dot{y} + 4y = 0$ ,  $y(0) = -3$ ,  $\dot{y}(0) = 1$ . The characteristic polynomial is  $x^2 - 4x + 4 = (x - 2)^2$ , so there



**Figure 19.5.1** Graph of a damped oscillation.

is one root,  $r = 2$ , and the general solution is  $Ae^{2t} + Bte^{2t}$ . Substituting  $t = 0$  we get  $-3 = A + 0 = A$ . The first derivative is  $2Ae^{2t} + 2Bte^{2t} + Be^{2t}$ ; substituting  $t = 0$  gives  $1 = 2A + 0 + B = 2A + B = 2(-3) + B = -6 + B$ , so  $B = 7$ . The solution is  $-3e^{2t} + 7te^{2t}$ .  $\square$

### Exercises 19.5.

1. Verify that the function in part (a) of theorem 19.5.2 is a solution to the differential equation  $a\ddot{y} + b\dot{y} + cy = 0$ .
2. Verify that the function in part (b) of theorem 19.5.2 is a solution to the differential equation  $a\ddot{y} + b\dot{y} + cy = 0$ .
3. Verify that the function in part (c) of theorem 19.5.2 is a solution to the differential equation  $a\ddot{y} + b\dot{y} + cy = 0$ .
4. Solve the initial value problem  $\ddot{y} - \omega^2 y = 0$ ,  $y(0) = 1$ ,  $\dot{y}(0) = 1$ , assuming  $\omega \neq 0$ .  $\Rightarrow$
5. Solve the initial value problem  $2\ddot{y} + 18y = 0$ ,  $y(0) = 2$ ,  $\dot{y}(0) = 15$ .  $\Rightarrow$
6. Solve the initial value problem  $\ddot{y} + 6\dot{y} + 5y = 0$ ,  $y(0) = 1$ ,  $\dot{y}(0) = 0$ .  $\Rightarrow$
7. Solve the initial value problem  $\ddot{y} - \dot{y} - 12y = 0$ ,  $y(0) = 0$ ,  $\dot{y}(0) = 14$ .  $\Rightarrow$
8. Solve the initial value problem  $\ddot{y} + 12\dot{y} + 36y = 0$ ,  $y(0) = 5$ ,  $\dot{y}(0) = -10$ .  $\Rightarrow$
9. Solve the initial value problem  $\ddot{y} - 8\dot{y} + 16y = 0$ ,  $y(0) = -3$ ,  $\dot{y}(0) = 4$ .  $\Rightarrow$
10. Solve the initial value problem  $\ddot{y} + 5y = 0$ ,  $y(0) = -2$ ,  $\dot{y}(0) = 5$ .  $\Rightarrow$
11. Solve the initial value problem  $\ddot{y} + y = 0$ ,  $y(\pi/4) = 0$ ,  $\dot{y}(\pi/4) = 2$ .  $\Rightarrow$
12. Solve the initial value problem  $\ddot{y} + 12\dot{y} + 37y = 0$ ,  $y(0) = 4$ ,  $\dot{y}(0) = 0$ .  $\Rightarrow$
13. Solve the initial value problem  $\ddot{y} + 6\dot{y} + 18y = 0$ ,  $y(0) = 0$ ,  $\dot{y}(0) = 6$ .  $\Rightarrow$
14. Solve the initial value problem  $\ddot{y} + 4y = 0$ ,  $y(0) = \sqrt{3}$ ,  $\dot{y}(0) = 2$ . Put your answer in the form developed at the end of example 19.5.3.  $\Rightarrow$
15. Solve the initial value problem  $\ddot{y} + 100y = 0$ ,  $y(0) = 5$ ,  $\dot{y}(0) = 50$ . Put your answer in the form developed at the end of example 19.5.3.  $\Rightarrow$

16. Solve the initial value problem  $\ddot{y} + 4\dot{y} + 13y = 0$ ,  $y(0) = 1$ ,  $\dot{y}(0) = 1$ . Put your answer in the form developed at the end of example 19.5.3.  $\Rightarrow$
17. Solve the initial value problem  $\ddot{y} - 8\dot{y} + 25y = 0$ ,  $y(0) = 3$ ,  $\dot{y}(0) = 0$ . Put your answer in the form developed at the end of example 19.5.3.  $\Rightarrow$
18. A mass-spring system  $m\ddot{y} + b\dot{y} + ky$  has  $k = 29$ ,  $b = 4$ , and  $m = 1$ . At time  $t = 0$  the position is  $y(0) = 2$  and the velocity is  $\dot{y}(0) = 1$ . Find  $y(t)$ .  $\Rightarrow$
19. A mass-spring system  $m\ddot{y} + b\dot{y} + ky$  has  $k = 24$ ,  $b = 12$ , and  $m = 3$ . At time  $t = 0$  the position is  $y(0) = 0$  and the velocity is  $\dot{y}(0) = -1$ . Find  $y(t)$ .  $\Rightarrow$
20. Consider the differential equation  $a\ddot{y} + b\dot{y} = 0$ , with  $a$  and  $b$  both non-zero. Find the general solution by the method of this section. Now let  $g = \dot{y}$ ; the equation may be written as  $ag' + bg = 0$ , a first order linear homogeneous equation. Solve this for  $g$ , then use the relationship  $g = \dot{y}$  to find  $y$ .
21. Suppose that  $y(t)$  is a solution to  $a\ddot{y} + b\dot{y} + cy = 0$ ,  $y(t_0) = 0$ ,  $\dot{y}(t_0) = 0$ . Show that  $y(t) = 0$ .

## 19.6 SECOND ORDER LINEAR EQUATIONS

Now we consider second order equations of the form  $a\ddot{y} + b\dot{y} + cy = f(t)$ , with  $a$ ,  $b$ , and  $c$  constant. Of course, if  $a = 0$  this is really a first order equation, so we assume  $a \neq 0$ . Also, much as in exercise 20 of section 19.5, if  $c = 0$  we can solve the related first order equation  $a\dot{h} + bh = f(t)$ , and then solve  $h = \dot{y}$  for  $y$ . So we will only examine examples in which  $c \neq 0$ .

Suppose that  $y_1(t)$  and  $y_2(t)$  are solutions to  $a\ddot{y} + b\dot{y} + cy = f(t)$ , and consider the function  $h = y_1 - y_2$ . We substitute this function into the left hand side of the differential equation and simplify:

$$a(y_1 - y_2)'' + b(y_1 - y_2)' + c(y_1 - y_2) = ay_1'' + by_1' + cy_1 - (ay_2'' + by_2' + cy_2) = f(t) - f(t) = 0.$$

So  $h$  is a solution to the homogeneous equation  $a\ddot{y} + b\dot{y} + cy = 0$ . Since we know how to find all such  $h$ , then with just one particular solution  $y_2$  we can express all possible solutions  $y_1$ , namely,  $y_1 = h + y_2$ , where now  $h$  is the general solution to the homogeneous equation. Of course, this is exactly how we approached the first order linear equation.

To make use of this observation we need a method to find a single solution  $y_2$ . This turns out to be somewhat more difficult than the first order case, but if  $f(t)$  is of a certain simple form, we can find a solution using the **method of undetermined coefficients**, sometimes more whimsically called the **method of judicious guessing**.

**EXAMPLE 19.6.1** Solve the differential equation  $\ddot{y} - \dot{y} - 6y = 18t^2 + 5$ . The general solution of the homogeneous equation is  $Ae^{3t} + Be^{-2t}$ . We guess that a solution to the non-homogeneous equation might look like  $f(t)$  itself, namely, a quadratic  $y = at^2 + bt + c$ .

Substituting this guess into the differential equation we get

$$\ddot{y} - \dot{y} - 6y = 2a - (2at + b) - 6(at^2 + bt + c) = -6at^2 + (-2a - 6b)t + (2a - b - 6c).$$

We want this to equal  $18t^2 + 5$ , so we need

$$\begin{aligned} -6a &= 18 \\ -2a - 6b &= 0 \\ 2a - b - 6c &= 5 \end{aligned}$$

This is a system of three equations in three unknowns and is not hard to solve:  $a = -3$ ,  $b = 1$ ,  $c = -2$ . Thus the general solution to the differential equation is  $Ae^{3t} + Be^{-2t} - 3t^2 + t - 2$ .  $\square$

So the “judicious guess” is a function with the same form as  $f(t)$  but with undetermined (or better, yet to be determined) coefficients. This works whenever  $f(t)$  is a polynomial.

**EXAMPLE 19.6.2** Consider the initial value problem  $m\ddot{y} + ky = -mg$ ,  $y(0) = 2$ ,  $\dot{y}(0) = 50$ . The left hand side represents a mass-spring system with no damping, i.e.,  $b = 0$ . Unlike the homogeneous case, we now consider the force due to gravity,  $-mg$ , assuming the spring is vertical at the surface of the earth, so that  $g = 980$ . To be specific, let us take  $m = 1$  and  $k = 100$ . The general solution to the homogeneous equation is  $A \cos(10t) + B \sin(10t)$ . For the solution to the non-homogeneous equation we guess simply a constant  $y = a$ , since  $-mg = -980$  is a constant. Then  $\ddot{y} + 100y = 100a$  so  $a = -980/100 = -9.8$ . The desired general solution is then  $A \cos(10t) + B \sin(10t) - 9.8$ . Substituting the initial conditions we get

$$\begin{aligned} 2 &= A - 9.8 \\ 50 &= 10B \end{aligned}$$

so  $A = 11.8$  and  $B = 5$  and the solution is  $11.8 \cos(10t) + 5 \sin(10t) - 9.8$ .  $\square$

More generally, this method can be used when a function similar to  $f(t)$  has derivatives that are also similar to  $f(t)$ ; in the examples so far, since  $f(t)$  was a polynomial, so were its derivatives. The method will work if  $f(t)$  has the form  $p(t)e^{\alpha t} \cos(\beta t) + q(t)e^{\alpha t} \sin(\beta t)$ , where  $p(t)$  and  $q(t)$  are polynomials; when  $\alpha = \beta = 0$  this is simply  $p(t)$ , a polynomial. In the most general form it is not simple to describe the appropriate judicious guess; we content ourselves with some examples to illustrate the process.

**EXAMPLE 19.6.3** Find the general solution to  $\ddot{y} + 7\dot{y} + 10y = e^{3t}$ . The characteristic equation is  $r^2 + 7r + 10 = (r + 5)(r + 2)$ , so the solution to the homogeneous equation is

$Ae^{-5t} + Be^{-2t}$ . For a particular solution to the inhomogeneous equation we guess  $Ce^{3t}$ . Substituting we get

$$9Ce^{3t} + 21Ce^{3t} + 10Ce^{3t} = e^{3t}40C.$$

When  $C = 1/40$  this is equal to  $f(t) = e^{3t}$ , so the solution is  $Ae^{-5t} + Be^{-2t} + (1/40)e^{3t}$ .  $\square$

**EXAMPLE 19.6.4** Find the general solution to  $\ddot{y} + 7\dot{y} + 10y = e^{-2t}$ . Following the last example we might guess  $Ce^{-2t}$ , but since this is a solution to the homogeneous equation it cannot work. Instead we guess  $Cte^{-2t}$ . Then

$$(-2Ce^{-2t} - 2Ce^{-2t} + 4Cte^{-2t}) + 7(Ce^{-2t} - 2Cte^{-2t}) + 10Cte^{-2t} = e^{-2t}(3C).$$

Then  $C = 1/3$  and the solution is  $Ae^{-5t} + Be^{-2t} + (1/3)te^{-2t}$ .  $\square$

In general, if  $f(t) = e^{kt}$  and  $k$  is one of the roots of the characteristic equation, then we guess  $Cte^{kt}$  instead of  $Ce^{kt}$ . If  $k$  is the only root of the characteristic equation, then  $Cte^{kt}$  will not work, and we must guess  $Ct^2e^{kt}$ .

**EXAMPLE 19.6.5** Find the general solution to  $\ddot{y} - 6\dot{y} + 9y = e^{3t}$ . The characteristic equation is  $r^2 - 6r + 9 = (r - 3)^2$ , so the general solution to the homogeneous equation is  $Ae^{3t} + Bte^{3t}$ . Guessing  $Ct^2e^{3t}$  for the particular solution, we get

$$(9Ct^2e^{3t} + 6Cte^{3t} + 6Cte^{3t} + 2Ce^{3t}) - 6(3Ct^2e^{3t} + 2Cte^{3t}) + 9Ct^2e^{3t} = e^{3t}2C.$$

The solution is thus  $Ae^{3t} + Bte^{3t} + (1/2)t^2e^{3t}$ .  $\square$

It is common in various physical systems to encounter an  $f(t)$  of the form  $a \cos(\omega t) + b \sin(\omega t)$ .

**EXAMPLE 19.6.6** Find the general solution to  $\ddot{y} + 6\dot{y} + 25y = \cos(4t)$ . The roots of the characteristic equation are  $-3 \pm 4i$ , so the solution to the homogeneous equation is  $e^{-3t}(A \cos(4t) + B \sin(4t))$ . For a particular solution, we guess  $C \cos(4t) + D \sin(4t)$ . Substituting as usual:

$$\begin{aligned} (-16C \cos(4t) + -16D \sin(4t)) + 6(-4C \sin(4t) + 4D \cos(4t)) + 25(C \cos(4t) + D \sin(4t)) \\ = (24D + 9C) \cos(4t) + (-24C + 9D) \sin(4t). \end{aligned}$$

To make this equal to  $\cos(4t)$  we need

$$24D + 9C = 1$$

$$9D - 24C = 0$$

which gives  $C = 1/73$  and  $D = 8/219$ . The full solution is then  $e^{-3t}(A \cos(4t) + B \sin(4t)) + (1/73) \cos(4t) + (8/219) \sin(4t)$ .

The function  $e^{-3t}(A \cos(4t) + B \sin(4t))$  is a damped oscillation as in example 19.5.3, while  $(1/73) \cos(4t) + (8/219) \sin(4t)$  is a simple undamped oscillation. As  $t$  increases, the sum  $e^{-3t}(A \cos(4t) + B \sin(4t))$  approaches zero, so the solution

$$e^{-3t}(A \cos(4t) + B \sin(4t)) + (1/73) \cos(4t) + (8/219) \sin(4t)$$

becomes more and more like the simple oscillation  $(1/73) \cos(4t) + (8/219) \sin(4t)$ —notice that the initial conditions don't matter to this long term behavior. The damped portion is called the **transient** part of the solution, and the simple oscillation is called the **steady state** part of the solution. A physical example is a mass-spring system. If the only force on the mass is due to the spring, then the behavior of the system is a damped oscillation. If in addition an external force is applied to the mass, and if the force varies according to a function of the form  $a \cos(\omega t) + b \sin(\omega t)$ , then the long term behavior will be a simple oscillation determined by the steady state part of the general solution; the initial position of the mass will not matter.  $\square$

As with the exponential form, such a simple guess may not work.

**EXAMPLE 19.6.7** Find the general solution to  $\ddot{y} + 16y = -\sin(4t)$ . The roots of the characteristic equation are  $\pm 4i$ , so the solution to the homogeneous equation is  $A \cos(4t) + B \sin(4t)$ . Since both  $\cos(4t)$  and  $\sin(4t)$  are solutions to the homogeneous equation,  $C \cos(4t) + D \sin(4t)$  is also, so it cannot be a solution to the non-homogeneous equation. Instead, we guess  $Ct \cos(4t) + Dt \sin(4t)$ . Then substituting:

$$\begin{aligned} &(-16Ct \cos(4t) - 16Dt \sin(4t) + 8D \cos(4t) - 8C \sin(4t)) + 16(Ct \cos(4t) + Dt \sin(4t)) \\ &= 8D \cos(4t) - 8C \sin(4t). \end{aligned}$$

Thus  $C = 1/8$ ,  $D = 0$ , and the solution is  $A \cos(4t) + B \sin(4t) + (1/8)t \cos(4t)$ .  $\square$

In general, if  $f(t) = a \cos(\omega t) + b \sin(\omega t)$ , and  $\pm \omega i$  are the roots of the characteristic equation, then instead of  $C \cos(\omega t) + D \sin(\omega t)$  we guess  $Ct \cos(\omega t) + Dt \sin(\omega t)$ .

### Exercises 19.6.

Find the general solution to the differential equation.

1.  $\ddot{y} - 10\dot{y} + 25y = \cos t \Rightarrow$
2.  $\ddot{y} + 2\sqrt{2}\dot{y} + 2y = 10 \Rightarrow$
3.  $\ddot{y} + 16y = 8t^2 + 3t - 4 \Rightarrow$
4.  $\ddot{y} + 2y = \cos(5t) + \sin(5t) \Rightarrow$
5.  $\ddot{y} - 2\dot{y} + 2y = e^{2t} \Rightarrow$
6.  $\ddot{y} - 6y + 13 = 1 + 2t + e^{-t} \Rightarrow$

7.  $\ddot{y} + \dot{y} - 6y = e^{-3t} \Rightarrow$
8.  $\ddot{y} - 4\dot{y} + 3y = e^{3t} \Rightarrow$
9.  $\ddot{y} + 16y = \cos(4t) \Rightarrow$
10.  $\ddot{y} + 9y = 3 \sin(3t) \Rightarrow$
11.  $\ddot{y} + 12\dot{y} + 36y = 6e^{-6t} \Rightarrow$
12.  $\ddot{y} - 8\dot{y} + 16y = -2e^{4t} \Rightarrow$
13.  $\ddot{y} + 6\dot{y} + 5y = 4 \Rightarrow$
14.  $\ddot{y} - \dot{y} - 12y = t \Rightarrow$
15.  $\ddot{y} + 5y = 8 \sin(2t) \Rightarrow$
16.  $\ddot{y} - 4y = 4e^{2t} \Rightarrow$

Solve the initial value problem.

17.  $\ddot{y} - y = 3t + 5, y(0) = 0, \dot{y}(0) = 0 \Rightarrow$
18.  $\ddot{y} + 9y = 4t, y(0) = 0, \dot{y}(0) = 0 \Rightarrow$
19.  $\ddot{y} + 12\dot{y} + 37y = 10e^{-4t}, y(0) = 4, \dot{y}(0) = 0 \Rightarrow$
20.  $\ddot{y} + 6\dot{y} + 18y = \cos t - \sin t, y(0) = 0, \dot{y}(0) = 2 \Rightarrow$
21. Find the solution for the mass-spring equation  $\ddot{y} + 4\dot{y} + 29y = 689 \cos(2t)$ .  $\Rightarrow$
22. Find the solution for the mass-spring equation  $3\ddot{y} + 12\dot{y} + 24y = 2 \sin t$ .  $\Rightarrow$
23. Consider the differential equation  $m\ddot{y} + b\dot{y} + ky = \cos(\omega t)$ , with  $m, b$ , and  $k$  all positive and  $b^2 < 2mk$ ; this equation is a model for a damped mass-spring system with external driving force  $\cos(\omega t)$ . Show that the steady state part of the solution has amplitude

$$\frac{1}{\sqrt{(k - m\omega^2)^2 + \omega^2 b^2}}.$$

Show that this amplitude is largest when  $\omega = \frac{\sqrt{4mk - 2b^2}}{2m}$ . This is the **resonant frequency** of the system.

## 19.7 SECOND ORDER LINEAR EQUATIONS, TAKE TWO

The method of the last section works only when the function  $f(t)$  in  $a\ddot{y} + b\dot{y} + cy = f(t)$  has a particularly nice form, namely, when the derivatives of  $f$  look much like  $f$  itself. In other cases we can try variation of parameters as we did in the first order case.

Since as before  $a \neq 0$ , we can always divide by  $a$  to make the coefficient of  $\ddot{y}$  equal to 1. Thus, to simplify the discussion, we assume  $a = 1$ . We know that the differential equation  $\ddot{y} + b\dot{y} + cy = 0$  has a general solution  $Ay_1 + By_2$ . As before, we guess a particular solution to  $\ddot{y} + b\dot{y} + cy = f(t)$ ; this time we use the guess  $y = u(t)y_1 + v(t)y_2$ . Compute the derivatives:

$$\dot{y} = \dot{u}y_1 + u\dot{y}_1 + \dot{v}y_2 + v\dot{y}_2$$

$$\ddot{y} = \ddot{u}y_1 + \dot{u}\dot{y}_1 + \dot{u}\dot{y}_1 + u\ddot{y}_1 + \ddot{v}y_2 + \dot{v}\dot{y}_2 + \dot{v}\dot{y}_2 + v\ddot{y}_2.$$

Now substituting:

$$\begin{aligned}
 \ddot{y} + b\dot{y} + cy &= \ddot{u}y_1 + \dot{u}\dot{y}_1 + \dot{u}\dot{y}_1 + u\ddot{y}_1 + \ddot{v}y_2 + \dot{v}\dot{y}_2 + \dot{v}\dot{y}_2 + v\ddot{y}_2 \\
 &\quad + b\dot{u}y_1 + b\dot{u}\dot{y}_1 + b\dot{v}y_2 + b\dot{v}\dot{y}_2 + cu y_1 + cv y_2 \\
 &= (u\ddot{y}_1 + b\dot{u}\dot{y}_1 + cu y_1) + (v\ddot{y}_2 + b\dot{v}\dot{y}_2 + cv y_2) \\
 &\quad + b(\dot{u}y_1 + \dot{v}y_2) + (\ddot{u}y_1 + \dot{u}\dot{y}_1 + \ddot{v}y_2 + \dot{v}\dot{y}_2) + (\dot{u}\dot{y}_1 + \dot{v}\dot{y}_2) \\
 &= 0 + 0 + b(\dot{u}y_1 + \dot{v}y_2) + (\ddot{u}y_1 + \dot{u}\dot{y}_1 + \ddot{v}y_2 + \dot{v}\dot{y}_2) + (\dot{u}\dot{y}_1 + \dot{v}\dot{y}_2).
 \end{aligned}$$

The first two terms in parentheses are zero because  $y_1$  and  $y_2$  are solutions to the associated homogeneous equation. Now we engage in some wishful thinking. If  $\dot{u}y_1 + \dot{v}y_2 = 0$  then also  $\ddot{u}y_1 + \dot{u}\dot{y}_1 + \ddot{v}y_2 + \dot{v}\dot{y}_2 = 0$ , by taking derivatives of both sides. This reduces the entire expression to  $\dot{u}\dot{y}_1 + \dot{v}\dot{y}_2$ . We want this to be  $f(t)$ , that is, we need  $\dot{u}\dot{y}_1 + \dot{v}\dot{y}_2 = f(t)$ . So we would very much like these equations to be true:

$$\begin{aligned}
 \dot{u}y_1 + \dot{v}y_2 &= 0 \\
 \dot{u}\dot{y}_1 + \dot{v}\dot{y}_2 &= f(t).
 \end{aligned}$$

This is a system of two equations in the two unknowns  $\dot{u}$  and  $\dot{v}$ , so we can solve as usual to get  $\dot{u} = g(t)$  and  $\dot{v} = h(t)$ . Then we can find  $u$  and  $v$  by computing antiderivatives. This is of course the sticking point in the whole plan, since the antiderivatives may be impossible to find. Nevertheless, this sometimes works out and is worth a try.

**EXAMPLE 19.7.1** Consider the equation  $\ddot{y} - 5\dot{y} + 6y = \sin t$ . We can solve this by the method of undetermined coefficients, but we will use variation of parameters. The solution to the homogeneous equation is  $Ae^{2t} + Be^{3t}$ , so the simultaneous equations to be solved are

$$\begin{aligned}
 \dot{u}e^{2t} + \dot{v}e^{3t} &= 0 \\
 2\dot{u}e^{2t} + 3\dot{v}e^{3t} &= \sin t.
 \end{aligned}$$

If we multiply the first equation by 2 and subtract it from the second equation we get

$$\begin{aligned}
 \dot{v}e^{3t} &= \sin t \\
 \dot{v} &= e^{-3t} \sin t \\
 v &= -\frac{1}{10}(3 \sin t + \cos t)e^{-3t},
 \end{aligned}$$

using integration by parts. Then from the first equation:

$$\begin{aligned}
 \dot{u} &= -e^{-2t}\dot{v}e^{3t} = -e^{-2t}e^{-3t} \sin(t)e^{3t} = -e^{-2t} \sin t \\
 u &= \frac{1}{5}(2 \sin t + \cos t)e^{-2t}.
 \end{aligned}$$



Now the particular solution we seek is

$$\begin{aligned} ue^{2t} + ve^{3t} &= \frac{1}{5}(2 \sin t + \cos t)e^{-2t}e^{2t} - \frac{1}{10}(3 \sin t + \cos t)e^{-3t}e^{3t} \\ &= \frac{1}{5}(2 \sin t + \cos t) - \frac{1}{10}(3 \sin t + \cos t) \\ &= \frac{1}{10}(\sin t + \cos t), \end{aligned}$$

and the solution to the differential equation is  $Ae^{2t} + Be^{3t} + (\sin t + \cos t)/10$ . For comparison (and practice) you might want to solve this using the method of undetermined coefficients.  $\square$

**EXAMPLE 19.7.2** The differential equation  $\ddot{y} - 5\dot{y} + 6y = e^t \sin t$  can be solved using the method of undetermined coefficients, though we have not seen any examples of such a solution. Again, we will solve it by variation of parameters. The equations to be solved are

$$\begin{aligned} \dot{u}e^{2t} + \dot{v}e^{3t} &= 0 \\ 2\dot{u}e^{2t} + 3\dot{v}e^{3t} &= e^t \sin t. \end{aligned}$$

If we multiply the first equation by 2 and subtract it from the second equation we get

$$\begin{aligned} \dot{v}e^{3t} &= e^t \sin t \\ \dot{v} &= e^{-3t}e^t \sin t = e^{-2t} \sin t \\ v &= -\frac{1}{5}(2 \sin t + \cos t)e^{-2t}. \end{aligned}$$

Then substituting we get

$$\begin{aligned} \dot{u} &= -e^{-2t}\dot{v}e^{3t} = -e^{-2t}e^{-2t} \sin(t)e^{3t} = -e^{-t} \sin t \\ u &= \frac{1}{2}(\sin t + \cos t)e^{-t}. \end{aligned}$$

The particular solution is

$$\begin{aligned} ue^{2t} + ve^{3t} &= \frac{1}{2}(\sin t + \cos t)e^{-t}e^{2t} - \frac{1}{5}(2 \sin t + \cos t)e^{-2t}e^{3t} \\ &= \frac{1}{2}(\sin t + \cos t)e^t - \frac{1}{5}(2 \sin t + \cos t)e^t \\ &= \frac{1}{10}(\sin t + 3 \cos t)e^t, \end{aligned}$$

and the solution to the differential equation is  $Ae^{2t} + Be^{3t} + e^t(\sin t + 3 \cos t)/10$ .  $\square$

**EXAMPLE 19.7.3** The differential equation  $\ddot{y} - 2\dot{y} + y = e^t/t^2$  is not of the form amenable to the method of undetermined coefficients. The solution to the homogeneous equation is  $Ae^t + Bte^t$  and so the simultaneous equations are

$$\begin{aligned} \dot{u}e^t + \dot{v}te^t &= 0 \\ \dot{u}e^t + \dot{v}te^t + \dot{v}e^t &= \frac{e^t}{t^2}. \end{aligned}$$

Subtracting the equations gives

$$\begin{aligned} \dot{v}e^t &= \frac{e^t}{t^2} \\ \dot{v} &= \frac{1}{t^2} \\ v &= -\frac{1}{t}. \end{aligned}$$

Then substituting we get

$$\begin{aligned} \dot{u}e^t = -\dot{v}te^t &= -\frac{1}{t^2}te^t \\ \dot{u} &= -\frac{1}{t} \\ u &= -\ln t. \end{aligned}$$

The solution is  $Ae^t + Bte^t - e^t \ln t - e^t$ . □

### ***Exercises 19.7.***

Find the general solution to the differential equation using variation of parameters.

1.  $\ddot{y} + y = \tan t \Rightarrow$
2.  $\ddot{y} + y = e^{2t} \Rightarrow$
3.  $\ddot{y} + 4y = \sec t \Rightarrow$
4.  $\ddot{y} + 4y = \tan t > \Rightarrow$
5.  $\ddot{y} + \dot{y} - 6y = t^2e^{2t} \Rightarrow$
6.  $\ddot{y} - 2\dot{y} + 2y = e^t \tan(t) \Rightarrow$
7.  $\ddot{y} - 2\dot{y} + 2y = \sin(t) \cos(t)$  (This is rather messy when done by variation of parameters; compare to undetermined coefficients.)  $\Rightarrow$

# A

## Selected Answers

- 1.1.1.  $(2/3)x + (1/3)$
- 1.1.2.  $y = -2x$
- 1.1.3.  $(-2/3)x + (1/3)$
- 1.1.4.  $y = 2x + 2, 2, -1$
- 1.1.5.  $y = -x + 6, 6, 6$
- 1.1.6.  $y = x/2 + 1/2, 1/2, -1$
- 1.1.7.  $y = 3/2$ ,  $y$ -intercept:  $3/2$ , no  $x$ -intercept
- 1.1.8.  $y = (-2/3)x - 2, -2, -3$
- 1.1.9. yes
- 1.1.10.  $y = 0, y = -2x + 2, y = 2x + 2$
- 1.1.11.  $y = 75t$  ( $t$  in hours); 164 minutes
- 1.1.12.  $y = (9/5)x + 32, (-40, -40)$
- 1.1.13.  $y = 0.15x + 10$
- 1.1.14.  $0.03x + 1.2$
- 1.1.15. (a)  $y = \begin{cases} 0 & 0 \leq x < 100 \\ (x/10) - 10 & 100 \leq x \leq 1000 \\ x - 910 & 1000 < x \end{cases}$
- 1.1.16.  $y = \begin{cases} 0.15x & 0 \leq x \leq 19450 \\ 0.28x - 2528.50 & 19450 < x \leq 47050 \\ 0.33x - 4881 & 47050 < x \leq 97620 \end{cases}$
- 1.1.17. (a)  $P = -0.0001x + 2$   
(b)  $x = -10000P + 20000$
- 1.1.18.  $(2/25)x - (16/5)$
- 1.2.1. (a)  $x^2 + y^2 = 9$   
(b)  $(x - 5)^2 + (y - 6)^2 = 9$   
(c)  $(x + 5)^2 + (y + 6)^2 = 9$   
(d)  $x^2 + (y - 3)^2 = 9$   
(e)  $x^2 + (y + 3)^2 = 9$   
(f)  $(x - 3)^2 + y^2 = 9$
- 1.2.2. (a)  $\Delta x = 2, \Delta y = 3, m = 3/2,$   
 $y = (3/2)x - 3, \sqrt{13}$   
(b)  $\Delta x = -1, \Delta y = 3, m = -3,$   
 $y = -3x + 2, \sqrt{10}$   
(c)  $\Delta x = -2, \Delta y = -2, m = 1,$   
 $y = x, \sqrt{8}$
- 1.2.6.  $(x + 2/7)^2 + (y - 41/7)^2 = 1300/49$
- 1.3.1.  $\{x \mid x \geq 3/2\}$
- 1.3.2.  $\{x \mid x \neq -1\}$

- 1.3.3.**  $\{x \mid x \neq 1 \text{ and } x \neq -1\}$   
**1.3.4.**  $\{x \mid x < 0\}$   
**1.3.5.**  $\{x \mid x \in \mathbb{R}\}$ , i.e., all  $x$   
**1.3.6.**  $\{x \mid x \geq 0\}$   
**1.3.7.**  $\{x \mid h - r \leq x \leq h + r\}$   
**1.3.8.**  $\{x \mid x \geq 1 \text{ or } x < 0\}$   
**1.3.9.**  $\{x \mid -1/3 < x < 1/3\}$   
**1.3.10.**  $\{x \mid x \geq 0 \text{ and } x \neq 1\}$   
**1.3.11.**  $\{x \mid x \geq 0 \text{ and } x \neq 1\}$   
**1.3.12.**  $\mathbb{R}$   
**1.3.13.**  $\{x \mid x \geq 3\}$ ,  $\{x \mid x \geq 0\}$   
**1.3.14.**  $A = x(500 - 2x)$ ,  $\{x \mid 0 \leq x \leq 250\}$   
**1.3.15.**  $V = r(50 - \pi r^2)$ ,  $\{r \mid 0 < r \leq \sqrt{50/\pi}\}$   
**1.3.16.**  $A = 2\pi r^2 + 2000/r$ ,  $\{r \mid 0 < r < \infty\}$   
**2.1.1.**  $-5$ ,  $-2.47106145$ ,  $-2.4067927$ ,  
 $-2.400676$ ,  $-2.4$   
**2.1.2.**  $-4/3$ ,  $-24/7$ ,  $7/24$ ,  $3/4$   
**2.1.3.**  $-0.107526881$ ,  $-0.11074197$ ,  
 $-0.1110741$ ,  $\frac{-1}{3(3 + \Delta x)} \rightarrow \frac{-1}{9}$   
**2.1.4.**  $\frac{3 + 3\Delta x + \Delta x^2}{1 + \Delta x} \rightarrow 3$   
**2.1.5.**  $3.31$ ,  $3.003001$ ,  $3.0000$ ,  
 $3 + 3\Delta x + \Delta x^2 \rightarrow 3$   
**2.1.6.**  $m$   
**2.2.1.**  $10$ ,  $25/2$ ,  $20$ ,  $15$ ,  $25$ ,  $35$ .  
**2.2.2.**  $5$ ,  $4.1$ ,  $4.01$ ,  $4.001$ ,  $4 + \Delta t \rightarrow 4$   
**2.2.3.**  $-10.29$ ,  $-9.849$ ,  $-9.8049$ ,  
 $-9.8 - 4.9\Delta t \rightarrow -9.8$   
**2.3.1.**  $7$   
**2.3.2.**  $5$   
**2.3.3.**  $0$   
**2.3.4.** undefined  
**2.3.5.**  $1/6$   
**2.3.6.**  $0$   
**2.3.7.**  $3$   
**2.3.8.**  $172$   
**2.3.9.**  $0$   
**2.3.10.**  $2$   
**2.3.11.** does not exist  
**2.3.12.**  $\sqrt{2}$   
**2.3.13.**  $3a^2$   
**2.3.14.**  $512$   
**2.3.15.**  $-4$   
**2.3.16.**  $0$   
**2.3.18.** (a)  $8$ , (b)  $6$ , (c) dne, (d)  $-2$ , (e)  $-1$ ,  
(f)  $8$ , (g)  $7$ , (h)  $6$ , (i)  $3$ , (j)  $-3/2$ ,  
(k)  $6$ , (l)  $2$   
**2.4.1.**  $-x/\sqrt{169 - x^2}$   
**2.4.2.**  $-9.8t$   
**2.4.3.**  $2x + 1/x^2$   
**2.4.4.**  $2ax + b$   
**2.4.5.**  $3x^2$   
**2.4.8.**  $-2/(2x + 1)^{3/2}$   
**2.4.9.**  $5/(t + 2)^2$   
**2.4.10.**  $y = -13x + 17$   
**2.4.11.**  $-8$   
**2.5.2.** Yes;  $M = 1$   
**2.5.3.** Yes;  $M = 1$   
**2.5.4.** No  
**2.5.5.** No  
**2.5.6.**  $-0.5$  or  $1.3$  or  $3.2$   
**2.5.7.**  $0.2$  or  $1.3$   
**3.1.1.**  $100x^{99}$

- 3.1.2.**  $-100x^{-101}$   
**3.1.3.**  $-5x^{-6}$   
**3.1.4.**  $\pi x^{\pi-1}$   
**3.1.5.**  $(3/4)x^{-1/4}$   
**3.1.6.**  $-(9/7)x^{-16/7}$   
**3.2.1.**  $15x^2 + 24x$   
**3.2.2.**  $-20x^4 + 6x + 10/x^3$   
**3.2.3.**  $-30x + 25$   
**3.2.4.**  $6x^2 + 2x - 8$   
**3.2.5.**  $3x^2 + 6x - 1$   
**3.2.6.**  $9x^2 - x/\sqrt{625 - x^2}$   
**3.2.7.**  $y = 13x/4 + 5$   
**3.2.8.**  $y = 24x - 48 - \pi^3$   
**3.2.9.**  $-49t/5 + 5, -49/5$   
**3.2.11.**  $\sum_{k=1}^n ka_k x^{k-1}$   
**3.2.12.**  $x^3/16 - 3x/4 + 4$   
**3.3.1.**  $3x^2(x^3 - 5x + 10) + x^3(3x^2 - 5)$   
**3.3.2.**  $(x^2 + 5x - 3)(5x^4 - 18x^2 + 6x - 7) + (2x + 5)(x^5 - 6x^3 + 3x^2 - 7x + 1)$   
**3.3.3.**  $\frac{\sqrt{625 - x^2}}{2\sqrt{x}} - \frac{x\sqrt{x}}{\sqrt{625 - x^2}}$   
**3.3.4.**  $\frac{-1}{x^{19}\sqrt{625 - x^2}} - \frac{20\sqrt{625 - x^2}}{x^{21}}$   
**3.3.5.**  $f' = 4(2x - 3), y = 4x - 7$   
**3.4.1.**  $\frac{3x^2}{x^3 - 5x + 10} - \frac{x^3(3x^2 - 5)}{(x^3 - 5x + 10)^2}$   
**3.4.2.**  $\frac{2x + 5}{x^5 - 6x^3 + 3x^2 - 7x + 1} - \frac{(x^2 + 5x - 3)(5x^4 - 18x^2 + 6x - 7)}{(x^5 - 6x^3 + 3x^2 - 7x + 1)^2}$   
**3.4.3.**  $\frac{1}{2\sqrt{x}\sqrt{625 - x^2}} + \frac{x^{3/2}}{(625 - x^2)^{3/2}}$   
**3.4.4.**  $\frac{-1}{x^{19}\sqrt{625 - x^2}} - \frac{20\sqrt{625 - x^2}}{x^{21}}$   
**3.4.5.**  $y = 17x/4 - 41/4$   
**3.4.6.**  $y = 11x/16 - 15/16$   
**3.4.8.**  $y = 19/169 - 5x/338$   
**3.4.9.**  $13/18$   
**3.5.1.**  $4x^3 - 9x^2 + x + 7$   
**3.5.2.**  $3x^2 - 4x + 2/\sqrt{x}$   
**3.5.3.**  $6(x^2 + 1)^2x$   
**3.5.4.**  $\sqrt{169 - x^2} - x^2/\sqrt{169 - x^2}$   
**3.5.5.**  $(2x - 4)\sqrt{25 - x^2} - (x^2 - 4x + 5)x/\sqrt{25 - x^2}$   
**3.5.6.**  $-x/\sqrt{r^2 - x^2}$   
**3.5.7.**  $2x^3/\sqrt{1 + x^4}$   
**3.5.8.**  $\frac{1}{4\sqrt{x}(5 - \sqrt{x})^{3/2}}$   
**3.5.9.**  $6 + 18x$   
**3.5.10.**  $\frac{2x + 1}{1 - x} + \frac{x^2 + x + 1}{(1 - x)^2}$   
**3.5.11.**  $-1/\sqrt{25 - x^2} - \sqrt{25 - x^2}/x^2$   
**3.5.12.**  $\frac{1}{2} \left( \frac{-169}{x^2} - 1 \right) / \sqrt{\frac{169}{x} - x}$   
**3.5.13.**  $\frac{3x^2 - 2x + 1/x^2}{2\sqrt{x^3 - x^2 - (1/x)}}$   
**3.5.14.**  $\frac{300x}{(100 - x^2)^{5/2}}$   
**3.5.15.**  $\frac{1 + 3x^2}{3(x + x^3)^{2/3}}$   
**3.5.16.**  $\left( 4x(x^2 + 1) + \frac{4x^3 + 4x}{2\sqrt{1 + (x^2 + 1)^2}} \right) / 2\sqrt{(x^2 + 1)^2 + \sqrt{1 + (x^2 + 1)^2}}$   
**3.5.17.**  $5(x + 8)^4$   
**3.5.18.**  $-3(4 - x)^2$

- 3.5.19.**  $6x(x^2 + 5)^2$   
**3.5.20.**  $-12x(6 - 2x^2)^2$   
**3.5.21.**  $24x^2(1 - 4x^3)^{-3}$   
**3.5.22.**  $5 + 5/x^2$   
**3.5.23.**  $-8(4x - 1)(2x^2 - x + 3)^{-3}$   
**3.5.24.**  $1/(x + 1)^2$   
**3.5.25.**  $3(8x - 2)/(4x^2 - 2x + 1)^2$   
**3.5.26.**  $-3x^2 + 5x - 1$   
**3.5.27.**  $6x(2x - 4)^3 + 6(3x^2 + 1)(2x - 4)^2$   
**3.5.28.**  $-2/(x - 1)^2$   
**3.5.29.**  $4x/(x^2 + 1)^2$   
**3.5.30.**  $(x^2 - 6x + 7)/(x - 3)^2$   
**3.5.31.**  $-5/(3x - 4)^2$   
**3.5.32.**  $60x^4 + 72x^3 + 18x^2 + 18x - 6$   
**3.5.33.**  $(5 - 4x)/((2x + 1)^2(x - 3)^2)$   
**3.5.34.**  $1/(2(2 + 3x)^2)$   
**3.5.35.**  $56x^6 + 72x^5 + 110x^4 + 100x^3 + 60x^2 + 28x + 6$   
**3.5.36.**  $y = 23x/96 - 29/96$   
**3.5.37.**  $y = 3 - 2x/3$   
**3.5.38.**  $y = 13x/2 - 23/2$   
**3.5.39.**  $y = 2x - 11$   
**3.5.40.**  $y = \frac{20 + 2\sqrt{5}}{5\sqrt{4 + \sqrt{5}}}x + \frac{3\sqrt{5}}{5\sqrt{4 + \sqrt{5}}}$
- 4.1.1.**  $2n\pi - \pi/2$ , any integer  $n$   
**4.1.2.**  $n\pi \pm \pi/6$ , any integer  $n$   
**4.1.3.**  $(\sqrt{2} + \sqrt{6})/4$   
**4.1.4.**  $-(1 + \sqrt{3})/(1 - \sqrt{3}) = 2 + \sqrt{3}$   
**4.1.11.**  $t = \pi/2$   
**4.3.1.** 5  
**4.3.2.**  $7/2$   
**4.3.3.**  $3/4$   
**4.3.4.** 1  
**4.3.5.**  $-\sqrt{2}/2$   
**4.3.6.** 7  
**4.3.7.** 2  
**4.4.1.**  $\sin(\sqrt{x}) \cos(\sqrt{x})/\sqrt{x}$   
**4.4.2.**  $\frac{\sin x}{2\sqrt{x}} + \sqrt{x} \cos x$   
**4.4.3.**  $-\frac{\cos x}{\sin^2 x}$   
**4.4.4.**  $\frac{(2x + 1) \sin x - (x^2 + x) \cos x}{\sin^2 x}$   
**4.4.5.**  $\frac{-\sin x \cos x}{\sqrt{1 - \sin^2 x}}$   
**4.5.1.**  $\cos^2 x - \sin^2 x$   
**4.5.2.**  $-\sin x \cos(\cos x)$   
**4.5.3.**  $\frac{\tan x + x \sec^2 x}{2\sqrt{x} \tan x}$   
**4.5.4.**  $\frac{\sec^2 x(1 + \sin x) - \tan x \cos x}{(1 + \sin x)^2}$   
**4.5.5.**  $-\csc^2 x$   
**4.5.6.**  $-\csc x \cot x$   
**4.5.7.**  $3x^2 \sin(23x^2) + 46x^4 \cos(23x^2)$   
**4.5.8.** 0  
**4.5.9.**  $-6 \cos(\cos(6x)) \sin(6x)$   
**4.5.10.**  $\frac{\sec \theta \tan \theta}{(1 + \sec \theta)^2} = \frac{\sin \theta}{(\cos \theta + 1)^2}$   
**4.5.11.**  $5t^4 \cos(6t) - 6t^5 \sin(6t)$   
**4.5.12.**  $3t^2(\sin(3t) + t \cos(3t))/\cos(2t) + 2t^3 \sin(3t) \sin(2t)/\cos^2(2t)$   
**4.5.13.**  $n\pi/2$ , any integer  $n$   
**4.5.14.**  $\pi/2 + n\pi$ , any integer  $n$   
**4.5.15.**  $y = \sqrt{3}x/2 + 3/4 - \sqrt{3}\pi/6$   
**4.5.16.**  $y = 8\sqrt{3}x + 4 - 8\sqrt{3}\pi/3$   
**4.5.17.**  $y = 3\sqrt{3}x/2 - \sqrt{3}\pi/4$

- 4.5.18.**  $\pi/6 + 2n\pi, 5\pi/6 + 2n\pi$ , any integer  $n$   
**4.6.1.**  $x/y$   
**4.6.2.**  $-(2x + y)/(x + 2y)$   
**4.6.3.**  $(2xy - 3x^2 - y^2)/(2xy - 3y^2 - x^2)$   
**4.6.4.**  $\sin(x) \sin(y)/(\cos(x) \cos(y))$   
**4.6.5.**  $-\sqrt{y}/\sqrt{x}$   
**4.6.6.**  $(y \sec^2(x/y) - y^2)/(x \sec^2(x/y) + y^2)$   
**4.6.7.**  $(y - \cos(x + y))/(\cos(x + y) - x)$   
**4.6.8.**  $-y^2/x^2$   
**4.6.9.** 1  
**4.6.12.**  $y = 2x \pm 6$   
**4.6.13.**  $y = x/2 \pm 3$   
**4.6.14.**  $(\sqrt{3}, 2\sqrt{3}), (-\sqrt{3}, -2\sqrt{3}),$   
 $(2\sqrt{3}, \sqrt{3}), (-2\sqrt{3}, -\sqrt{3})$   
**4.6.15.**  $y = 7x/\sqrt{3} - 8/\sqrt{3}$   
**4.6.16.**  $y = (-y_1^{1/3}x + y_1^{1/3}x_1 + x_1^{1/3}y_1)/x_1^{1/3}$   
**4.6.17.**  $(y - y_1) = \frac{(x_1 - 2x_1^3 - 2x_1y_1^2)}{(y_1 + 2y_1^3 + 2y_1x_1^2)}(x - x_1)$   
**4.7.1.** 1  
**4.7.2.**  $1/6$   
**4.7.3.**  $-\infty$   
**4.7.4.**  $1/16$   
**4.7.5.**  $1/3$   
**4.7.6.** 0  
**4.7.7.**  $3/2$   
**4.7.8.**  $-1/4$   
**4.7.9.** -3  
**4.7.10.**  $1/2$   
**4.7.11.** 0  
**4.7.12.** -1  
**4.7.13.**  $-1/2$   
**4.7.14.** 5  
**4.7.15.**  $\infty$   
**4.7.16.**  $\infty$   
**4.7.17.**  $2/7$   
**4.7.18.** 2  
**4.7.19.**  $-\infty$   
**4.7.20.** 0  
**4.7.21.**  $\infty$   
**4.7.22.**  $1/2$   
**4.7.23.** 0  
**4.7.24.**  $1/2$   
**4.7.25.** 5  
**4.7.26.**  $2\sqrt{2}$   
**4.7.27.**  $-1/2$   
**4.7.28.** 2  
**4.7.29.** 0  
**4.7.30.**  $\infty$   
**4.7.31.** 0  
**4.7.32.**  $3/2$   
**4.7.33.**  $\infty$   
**4.7.34.** 5  
**4.7.35.**  $-1/2$   
**4.7.36.** does not exist  
**4.7.37.**  $\infty$   
**4.7.38.**  $y = 1$  and  $y = -1$   
**5.1.1.** min at  $x = 1/2$   
**5.1.2.** min at  $x = -1$ , max at  $x = 1$   
**5.1.3.** max at  $x = 2$ , min at  $x = 4$   
**5.1.4.** min at  $x = \pm 1$ , max at  $x = 0$ .  
**5.1.5.** min at  $x = 1$   
**5.1.6.** none

500 Appendix A Selected Answers

- 5.1.7. none
- 5.1.8. min at  $x = 7\pi/12 + k\pi$ , max at  $x = -\pi/12 + k\pi$ , for integer  $k$ .
- 5.1.9. none
- 5.1.10. local max at  $x = 5$
- 5.1.11. local min at  $x = 49$
- 5.1.12. local min at  $x = 0$
- 5.1.13. Local min of 1 at every point of  $[0, 1]$ , local max of 1 at every point of  $(0, 1)$ .
- 5.1.16. one
- 5.2.1. min at  $x = 1/2$
- 5.2.2. min at  $x = -1$ , max at  $x = 1$
- 5.2.3. max at  $x = 2$ , min at  $x = 4$
- 5.2.4. min at  $x = \pm 1$ , max at  $x = 0$ .
- 5.2.5. min at  $x = 1$
- 5.2.6. none
- 5.2.7. none
- 5.2.8. min at  $x = 7\pi/12 + k\pi$ , max at  $x = -\pi/12 + k\pi$ , for integer  $k$ .
- 5.2.9. none
- 5.2.10. max at  $x = 0$ , min at  $x = \pm 11$
- 5.2.11. min at  $x = -3/2$ , neither at  $x = 0$
- 5.2.13. min at  $n\pi$ , max at  $\pi/2 + n\pi$
- 5.2.14. min at  $2n\pi$ , max at  $(2n + 1)\pi$
- 5.2.15. min at  $\pi/2 + 2n\pi$ , max at  $3\pi/2 + 2n\pi$
- 5.3.1. min at  $x = 1/2$
- 5.3.2. min at  $x = -1$ , max at  $x = 1$
- 5.3.3. max at  $x = 2$ , min at  $x = 4$
- 5.3.4. min at  $x = \pm 1$ , max at  $x = 0$ .
- 5.3.5. min at  $x = 1$
- 5.3.6. none
- 5.3.7. none
- 5.3.8. min at  $x = 7\pi/12 + n\pi$ , max at  $x = -\pi/12 + n\pi$ , for integer  $n$ .
- 5.3.9. max at  $x = 63/64$
- 5.3.10. max at  $x = 7$
- 5.3.11. max at  $-5^{-1/4}$ , min at  $5^{-1/4}$
- 5.3.12. none
- 5.3.13. max at  $-1$ , min at  $1$
- 5.3.14. min at  $2^{-1/3}$
- 5.3.15. none
- 5.3.16. min at  $n\pi$
- 5.3.17. max at  $n\pi$ , min at  $\pi/2 + n\pi$
- 5.3.18. max at  $\pi/2 + 2n\pi$ , min at  $3\pi/2 + 2n\pi$
- 5.4.1. concave up everywhere
- 5.4.2. concave up when  $x < 0$ , concave down when  $x > 0$
- 5.4.3. concave down when  $x < 3$ , concave up when  $x > 3$
- 5.4.4. concave up when  $x < -1/\sqrt{3}$  or  $x > 1/\sqrt{3}$ , concave down when  $-1/\sqrt{3} < x < 1/\sqrt{3}$
- 5.4.5. concave up when  $x < 0$  or  $x > 2/3$ , concave down when  $0 < x < 2/3$
- 5.4.6. concave up when  $x < 0$ , concave down when  $x > 0$
- 5.4.7. concave up when  $x < -1$  or  $x > 1$ , concave down when  $-1 < x < 0$  or  $0 < x < 1$
- 5.4.8. concave down on  $((8n-1)\pi/4, (8n+3)\pi/4)$ , concave up on  $((8n+3)\pi/4, (8n+7)\pi/4)$ , for integer  $n$
- 5.4.9. concave down everywhere
- 5.4.10. concave up on  $(-\infty, (21 - \sqrt{497})/4)$  and  $(21 + \sqrt{497})/4, \infty)$



- 5.4.11.** concave up on  $(0, \infty)$   
**5.4.12.** concave down on  $(2n\pi/3, (2n + 1)\pi/3)$   
**5.4.13.** concave up on  $(0, \infty)$   
**5.4.14.** concave up on  $(-\infty, -1)$  and  $(0, \infty)$   
**5.4.15.** concave down everywhere  
**5.4.16.** concave up everywhere  
**5.4.17.** concave up on  $(\pi/4 + n\pi, 3\pi/4 + n\pi)$   
**5.4.18.** inflection points at  $n\pi$ ,  $\pm \arcsin(\sqrt{2/3}) + n\pi$   
**5.4.19.** up/incr:  $(3, \infty)$ , up/decr:  $(-\infty, 0)$ ,  $(2, 3)$ , down/decr:  $(0, 2)$
- 6.1.1.** max at  $(2, 5)$ , min at  $(0, 1)$   
**6.1.2.**  $25 \times 25$   
**6.1.3.**  $P/4 \times P/4$   
**6.1.4.**  $w = l = 2 \cdot 5^{2/3}$ ,  $h = 5^{2/3}$ ,  $h/w = 1/2$   
**6.1.5.**  $\sqrt[3]{100} \times \sqrt[3]{100} \times 2\sqrt[3]{100}$ ,  $h/s = 2$   
**6.1.6.**  $w = l = 2^{1/3}V^{1/3}$ ,  $h = V^{1/3}/2^{2/3}$ ,  $h/w = 1/2$   
**6.1.7.** 1250 square feet  
**6.1.8.**  $l^2/8$  square feet  
**6.1.9.** \$5000  
**6.1.10.** 100  
**6.1.11.**  $r^2$   
**6.1.12.**  $h/r = 2$   
**6.1.13.**  $h/r = 2$   
**6.1.14.**  $r = 5$  cm,  $h = 40/\pi$  cm,  $h/r = 8/\pi$   
**6.1.15.**  $8/\pi$   
**6.1.16.**  $4/27$   
**6.1.17.** Go direct from  $D$  to  $A$ .  
**6.1.18.** (a) 2, (b)  $7/2$
- 6.1.19.**  $\left(\frac{\sqrt{3}}{6}\right) \times \left(\frac{\sqrt{3}}{6} + \frac{1}{2}\right) \times \left(\frac{1}{4} - \frac{\sqrt{3}}{12}\right)$   
**6.1.20.** (a)  $a/6$ , (b)  $(a + b - \sqrt{a^2 - ab + b^2})/6$   
**6.1.21.** 1.5 meters wide by 1.25 meters tall  
**6.1.22.** If  $k \leq 2/\pi$  the ratio is  $(2 - k\pi)/4$ ; if  $k \geq 2/\pi$ , the ratio is zero: the window should be semicircular with no rectangular part.  
**6.1.23.**  $a/b$   
**6.1.24.**  $w = 2r/\sqrt{3}$ ,  $h = 2\sqrt{2}r/\sqrt{3}$   
**6.1.25.**  $1/\sqrt{3} \approx 58\%$   
**6.1.26.**  $18 \times 18 \times 36$   
**6.1.27.**  $r = 5/(2\pi)^{1/3} \approx 2.7$  cm,  
 $h = 5 \cdot 2^{5/3}/\pi^{1/3} = 4r \approx 10.8$  cm  
**6.1.28.**  $h = \frac{750}{\pi} \left(\frac{2\pi^2}{750^2}\right)^{1/3}$ ,  $r = \left(\frac{750^2}{2\pi^2}\right)^{1/6}$   
**6.1.29.**  $h/r = \sqrt{2}$   
**6.1.30.** The ratio of the volume of the cone to the volume of the sphere is  $1033/4096 + 33\sqrt{17}/4096 \approx 0.2854$ , so the cone occupies approximately 28.54% of the sphere.  
**6.1.31.**  $P$  should be at distance  $c\sqrt[3]{a}/(\sqrt[3]{a} + \sqrt[3]{b})$  from charge  $A$ .  
**6.1.32.**  $1/2$   
**6.1.33.** \$7000  
**6.1.34.** There is a critical point when  $\sin\theta_1/v_1 = \sin\theta_2/v_2$ , and the second derivative is positive, so there is a minimum at the critical point.

502 Appendix A Selected Answers

- 6.2.1.  $1/(16\pi)$  cm/s  
 6.2.2.  $3/(1000\pi)$  meters/second  
 6.2.3.  $1/4$  m/s  
 6.2.4.  $6/25$  m/s  
 6.2.5.  $80\pi$  mi/min  
 6.2.6.  $3\sqrt{5}$  ft/s  
 6.2.7.  $20/(3\pi)$  cm/s  
 6.2.8.  $13/20$  ft/s  
 6.2.9.  $5\sqrt{10}/2$  m/s  
 6.2.10.  $75/64$  m/min  
 6.2.11.  $145\pi/72$  m/s  
 6.2.12.  $25\pi/144$  m/min  
 6.2.13.  $\pi\sqrt{2}/36$  ft<sup>3</sup>/s  
 6.2.14. tip: 6 ft/s, length:  $5/2$  ft/s  
 6.2.15. tip:  $20/11$  m/s, length:  $9/11$  m/s  
 6.2.16.  $380/\sqrt{3} - 150 \approx 69.4$  mph  
 6.2.17.  $500/\sqrt{3} - 200 \approx 88.7$  km/hr  
 6.2.18. 18 m/s  
 6.2.19.  $136\sqrt{475}/19 \approx 156$  km/hr  
 6.2.20.  $-50$  m/s  
 6.2.21. 68 m/s  
 6.2.22.  $3800/\sqrt{329} \approx 210$  km/hr  
 6.2.23.  $820/\sqrt{329} + 150\sqrt{57}/\sqrt{47} \approx 210$  km/hr  
 6.2.24.  $4000/49$  m/s  
 6.2.25. (a)  $x = a \cos \theta - a \sin \theta \cot(\theta + \beta) = a \sin \beta / \sin(\theta + \beta)$ , (c)  $\dot{x} \approx 3.79$  cm/s
- 6.3.1.  $x_3 = 1.475773162$   
 6.3.2. 2.15  
 6.3.3. 3.36  
 6.3.4. 2.19 or 1.26
- 6.4.1.  $\Delta y = 65/16, dy = 2$   
 6.4.2.  $\Delta y = \sqrt{11/10} - 1, dy = 0.05$   
 6.4.3.  $\Delta y = \sin(\pi/50), dy = \pi/50$   
 6.4.4.  $dV = 8\pi/25$
- 6.5.1.  $c = 1/2$   
 6.5.2.  $c = \sqrt{18} - 2$   
 6.5.6.  $x^3/3 + 47x^2/2 - 5x + k$   
 6.5.7.  $-\cos(2x)/2 + k$
- 7.1.1. 10  
 7.1.2.  $35/3$   
 7.1.3.  $x^2$   
 7.1.4.  $2x^2$   
 7.1.5.  $2x^2 - 8$   
 7.1.6.  $2b^2 - 2a^2$   
 7.1.7. 4 rectangles:  $41/4 = 10.25$ ,  
 8 rectangles:  $183/16 = 11.4375$   
 7.1.8.  $23/4$
- 7.2.1.  $(16/3)x^{3/2} + C$   
 7.2.2.  $t^3 + t + C$   
 7.2.3.  $8\sqrt{x} + C$   
 7.2.4.  $-2/z + C$   
 7.2.5.  $(5x + 1)^3/15 + C$   
 7.2.6.  $(x - 6)^3/3 + C$   
 7.2.7.  $2x^{5/2}/5 + C$   
 7.2.8.  $-4/\sqrt{x} + C$   
 7.2.9.  $4t - t^2 + C, t < 2; t^2 - 4t + 8 + C, t \geq 2$   
 7.2.10.  $87/2$   
 7.2.11. 2  
 7.2.12.  $3^4/4$   
 7.2.13.  $2^6/6 - 1/6$   
 7.2.14.  $x^2 - 3x$   
 7.2.15.  $2x(x^4 - 3x^2)$

- 7.2.16.**  $\tan(x^2)$   
**7.2.17.**  $2x \tan(x^4)$   
**7.3.1.** It rises until  $t = 100/49$ , then falls.  
 The position of the object at time  $t$  is  $s(t) = -4.9t^2 + 20t + k$ . The net distance traveled is  $-45/2$ , that is, it ends up  $45/2$  meters below where it started. The total distance traveled is  $6205/98$  meters.  
**7.3.2.**  $\int_0^{2\pi} \sin t \, dt = 0$   
**7.3.3.** net:  $2\pi$ , total:  $2\pi/3 + 4\sqrt{3}$   
**7.3.4.** 8  
**7.3.5.**  $17/3$   
**7.3.6.**  $A = 18, B = 44/3, C = 10/3$   
**7.4.1.**  $-(1-t)^{10}/10 + C$   
**7.4.2.**  $x^5/5 + 2x^3/3 + x + C$   
**7.4.3.**  $(x^2 + 1)^{101}/202 + C$   
**7.4.4.**  $-3(1-5t)^{2/3}/10 + C$   
**7.4.5.**  $(\sin^4 x)/4 + C$   
**7.4.6.**  $-(100-x^2)^{3/2}/3 + C$   
**7.4.7.**  $-2\sqrt{1-x^3}/3 + C$   
**7.4.8.**  $\sin(\sin \pi t)/\pi + C$   
**7.4.9.**  $1/(2 \cos^2 x) = (1/2) \sec^2 x + C$   
**7.4.10.**  $-\ln |\cos x| + C$   
**7.4.11.** 0  
**7.4.12.**  $\tan^2(x)/2 + C$   
**7.4.13.**  $1/4$   
**7.4.14.**  $-\cos(\tan x) + C$   
**7.4.15.**  $1/10$   
**7.4.16.**  $\sqrt{3}/4$   
**7.4.17.**  $(27/8)(x^2 - 7)^{8/9} + C$   
**7.4.18.**  $-(3^7 + 1)/14$   
**7.4.19.** 0  
**7.4.20.**  $f(x)^2/2 + C$   
**8.1.1.**  $8\sqrt{2}/15$   
**8.1.2.**  $1/12$   
**8.1.3.**  $9/2$   
**8.1.4.**  $4/3$   
**8.1.5.**  $2/3 - 2/\pi$   
**8.1.6.**  $3/\pi - 3\sqrt{3}/(2\pi) - 1/8$   
**8.1.7.**  $1/3$   
**8.1.8.**  $10\sqrt{5}/3 - 6$   
**8.1.9.**  $500/3$   
**8.1.10.** 2  
**8.1.11.**  $1/5$   
**8.1.12.**  $1/6$   
**8.2.1.**  $1/\pi, 5/\pi$   
**8.2.2.** 0, 245  
**8.2.3.** 20, 28  
**8.2.4.**  $(3 - \pi)/(2\pi), (18 - 12\sqrt{3} + \pi)/(4\pi)$   
**8.2.5.** 10/49 meters, 20/49 seconds  
**8.2.6.** 45/98 meters, 30/49 seconds  
**8.2.7.** 25000/49 meters, 1000/49 seconds  
**8.2.8.**  $s(t) = \cos t, v(t) = -\sin t$ ,  
 maximum distance is 1,  
 maximum speed is 1  
**8.2.9.**  $s(t) = -\sin(\pi t)/\pi^2 + t/\pi$ ,  
 $v(t) = -\cos(\pi t)/\pi + 1/\pi$ ,  
 maximum speed is  $2/\pi$   
**8.2.10.**  $s(t) = t^2/2 - \sin(\pi t)/\pi^2 + t/\pi$ ,  
 $v(t) = t - \cos(\pi t)/\pi + 1/\pi$   
**8.2.11.**  $s(t) = t^2/2 + \sin(\pi t)/\pi^2 - t/\pi$ ,  
 $v(t) = t + \cos(\pi t)/\pi - 1/\pi$   
**8.3.5.**  $8\pi/3$

- 8.3.6.  $\pi/30$
- 8.3.7.  $\pi(\pi/2 - 1)$
- 8.3.8. (a)  $114\pi/5$  (b)  $74\pi/5$  (c)  $20\pi$   
(d)  $4\pi$
- 8.3.9.  $16\pi, 24\pi$
- 8.3.11.  $\pi h^2(3r - h)/3$
- 8.3.13.  $2\pi$
- 8.4.1.  $2/\pi; 2/\pi; 0$
- 8.4.2.  $4/3$
- 8.4.3.  $1/A$
- 8.4.4.  $\pi/4$
- 8.4.5.  $-1/3, 1$
- 8.4.6.  $-4\sqrt{1224}$  ft/s;  $-8\sqrt{1224}$  ft/s
- 8.5.1.  $\approx 5, 305, 028, 516$  N-m
- 8.5.2.  $\approx 4, 457, 854, 041$  N-m
- 8.5.3.  $367, 500\pi$  N-m
- 8.5.4.  $49000\pi + 196000/3$  N-m
- 8.5.5.  $2450\pi$  N-m
- 8.5.6.  $0.05$  N-m
- 8.5.7.  $6/5$  N-m
- 8.5.8.  $3920$  N-m
- 8.5.9.  $23520$  N-m
- 8.5.10.  $12740$  N-m
- 9.5.3.  $\frac{-1}{1+x^2}$
- 9.5.5.  $\frac{2x}{\sqrt{1-x^4}}$
- 9.5.6.  $\frac{e^x}{1+e^{2x}}$
- 9.5.7.  $-3x^2 \cos(x^3)/\sqrt{1-\sin^2(x^3)}$
- 9.5.8.  $\frac{2}{(\arcsin x)\sqrt{1-x^2}}$
- 9.5.9.  $-e^x/\sqrt{1-e^{2x}}$
- 9.5.10.  $0$
- 9.5.11.  $\frac{(1+\ln x)x^x}{\ln 5(1+x^{2x})\arctan(x^x)}$
- 9.6.2.  $\infty, \infty, 1, 0$
- 10.1.1.  $x/2 - \sin(2x)/4 + C$
- 10.1.2.  $-\cos x + (\cos^3 x)/3 + C$
- 10.1.3.  $3x/8 - (\sin 2x)/4 + (\sin 4x)/32 + C$
- 10.1.4.  $(\cos^5 x)/5 - (\cos^3 x)/3 + C$
- 10.1.5.  $\sin x - (\sin^3 x)/3 + C$
- 10.1.6.  $x/8 - (\sin 4x)/32 + C$
- 10.1.7.  $(\sin^3 x)/3 - (\sin^5 x)/5 + C$
- 10.1.8.  $-2(\cos x)^{5/2}/5 + C$
- 10.1.9.  $\tan x - \cot x + C$
- 10.1.10.  $(\sec^3 x)/3 - \sec x + C$
- 10.2.1.  $-\ln |\csc x + \cot x| + C$
- 10.2.2.  $-\csc x \cot x/2 - (1/2)\ln |\csc x + \cot x| + C$
- 10.2.3.  $x\sqrt{x^2-1}/2 - \ln|x+\sqrt{x^2-1}|/2 + C$
- 10.2.4.  $x\sqrt{9+4x^2}/2 + (9/4)\ln|2x+\sqrt{9+4x^2}| + C$
- 10.2.5.  $-(1-x^2)^{3/2}/3 + C$
- 10.2.6.  $\arcsin(x)/8 - \sin(4\arcsin x)/32 + C$
- 10.2.7.  $\ln|x+\sqrt{1+x^2}| + C$
- 10.2.8.  $(x+1)\sqrt{x^2+2x}/2 - \ln|x+1+\sqrt{x^2+2x}|/2 + C$
- 10.2.9.  $-\arctan x - 1/x + C$
- 10.2.10.  $2\arcsin(x/2) - x\sqrt{4-x^2}/2 + C$
- 10.2.11.  $\arcsin(\sqrt{x}) - \sqrt{x}\sqrt{1-x} + C$
- 10.2.12.  $(2x^2+1)\sqrt{4x^2-1}/24 + C$
- 10.3.1.  $\cos x + x \sin x + C$
- 10.3.2.  $x^2 \sin x - 2 \sin x + 2x \cos x + C$

- 10.3.3.**  $(x - 1)e^x + C$   
**10.3.4.**  $(1/2)e^{x^2} + C$   
**10.3.5.**  $(x/2) - \sin(2x)/4 + C =$   
 $(x/2) - (\sin x \cos x)/2 + C$   
**10.3.6.**  $x \ln x - x + C$   
**10.3.7.**  $(x^2 \arctan x + \arctan x - x)/2 + C$   
**10.3.8.**  $-x^3 \cos x + 3x^2 \sin x + 6x \cos x -$   
 $6 \sin x + C$   
**10.3.9.**  $x^3 \sin x + 3x^2 \cos x - 6x \sin x -$   
 $6 \cos x + C$   
**10.3.10.**  $x^2/4 - (\cos^2 x)/4 - (x \sin x \cos x)/2 +$   
 $C$   
**10.3.11.**  $x/4 - (x \cos^2 x)/2 + (\cos x \sin x)/4 +$   
 $C$   
**10.3.12.**  $x \arctan(\sqrt{x}) + \arctan(\sqrt{x}) - \sqrt{x} + C$   
**10.3.13.**  $2 \sin(\sqrt{x}) - 2\sqrt{x} \cos(\sqrt{x}) + C$   
**10.3.14.**  $\sec x \csc x - 2 \cot x + C$   
**10.4.1.**  $-\ln|x - 2|/4 + \ln|x + 2|/4 + C$   
**10.4.2.**  $-x^3/3 - 4x - 4 \ln|x - 2| +$   
 $4 \ln|x + 2| + C$   
**10.4.3.**  $-1/(x + 5) + C$   
**10.4.4.**  $-x - \ln|x - 2| + \ln|x + 2| + C$   
**10.4.5.**  $-4x + x^3/3 + 8 \arctan(x/2) + C$   
**10.4.6.**  $(1/2) \arctan(x/2 + 5/2) + C$   
**10.4.7.**  $x^2/2 - 2 \ln(4 + x^2) + C$   
**10.4.8.**  $(1/4) \ln|x + 3| - (1/4) \ln|x + 7| + C$   
**10.4.9.**  $(1/5) \ln|2x - 3| - (1/5) \ln|1 + x| + C$   
**10.4.10.**  $(1/3) \ln|x| - (1/3) \ln|x + 3| + C$   
**10.5.1.** T, S:  $4 \pm 0$   
**10.5.2.** T:  $9.28125 \pm 0.28125$ ; S:  $9 \pm 0$   
**10.5.3.** T:  $60.75 \pm 1$ ; S:  $60 \pm 0$   
**10.5.4.** T:  $1.1167 \pm 0.0833$ ; S:  $1.1000 \pm 0.0167$   
**10.5.5.** T:  $0.3235 \pm 0.0026$ ; S:  $0.3217 \pm$   
 $0.000065$   
**10.5.6.** T:  $0.6478 \pm 0.0052$ ; S:  $0.6438 \pm$   
 $0.000033$   
**10.5.7.** T:  $2.8833 \pm 0.0834$ ; S:  $2.9000 \pm 0.0167$   
**10.5.8.** T:  $1.1170 \pm 0.0077$ ; S:  $1.1114 \pm 0.0002$   
**10.5.9.** T:  $1.097 \pm 0.0147$ ; S:  $1.089 \pm 0.0003$   
**10.5.10.** T:  $3.63 \pm 0.087$ ; S:  $3.62 \pm 0.032$   
**10.6.1.**  $\frac{(t + 4)^4}{4} + C$   
**10.6.2.**  $\frac{(t^2 - 9)^{5/2}}{5} + C$   
**10.6.3.**  $\frac{(e^{t^2} + 16)^2}{4} + C$   
**10.6.4.**  $\cos t - \frac{2}{3} \cos^3 t + C$   
**10.6.5.**  $\frac{\tan^2 t}{2} + C$   
**10.6.6.**  $\ln|t^2 + t + 3| + C$   
**10.6.7.**  $\frac{1}{8} \ln|1 - 4/t^2| + C$   
**10.6.8.**  $\frac{1}{25} \tan(\arcsin(t/5)) + C =$   
 $\frac{t}{25\sqrt{25 - t^2}} + C$   
**10.6.9.**  $\frac{2}{3} \sqrt{\sin 3t} + C$   
**10.6.10.**  $t \tan t + \ln|\cos t| + C$   
**10.6.11.**  $2\sqrt{e^t + 1} + C$   
**10.6.12.**  $\frac{3t}{8} + \frac{\sin 2t}{4} + \frac{\sin 4t}{32} + C$   
**10.6.13.**  $\frac{\ln|t|}{3} - \frac{\ln|t + 3|}{3} + C$   
**10.6.14.**  $\frac{-1}{\sin \arctan t} + C = -\sqrt{1 + t^2}/t + C$   
**10.6.15.**  $\frac{-1}{2(1 + \tan t)^2} + C$   
**10.6.16.**  $\frac{(t^2 + 1)^{5/2}}{5} - \frac{(t^2 + 1)^{3/2}}{3} + C$

- 10.6.17.  $\frac{e^t \sin t - e^t \cos t}{2} + C$
- 10.6.18.  $\frac{(t^{3/2} + 47)^4}{6} + C$
- 10.6.19.  $\frac{2}{3(2-t^2)^{3/2}} - \frac{1}{(2-t^2)^{1/2}} + C$
- 10.6.20.  $\frac{\ln |\sin(\arctan(2t/3))|}{9} + C = \frac{\ln(4t^2) - \ln(9+4t^2)}{18} + C$
- 10.6.21.  $\frac{(\arctan(2t))^2}{4} + C$
- 10.6.22.  $\frac{3 \ln |t+3|}{4} + \frac{\ln |t-1|}{4} + C$
- 10.6.23.  $\frac{\cos^7 t}{7} - \frac{\cos^5 t}{5} + C$
- 10.6.24.  $\frac{-1}{t-3} + C$
- 10.6.25.  $\frac{-1}{\ln t} + C$
- 10.6.26.  $\frac{t^2(\ln t)^2}{2} - \frac{t^2 \ln t}{2} + \frac{t^2}{4} + C$
- 10.6.27.  $(t^3 - 3t^2 + 6t - 6)e^t + C$
- 10.6.28.  $\frac{5 + \sqrt{5}}{10} \ln(2t + 1 - \sqrt{5}) + \frac{5 - \sqrt{5}}{10} \ln(2t + 1 + \sqrt{5}) + C$
- 11.1.1.  $15/2$
- 11.1.2.  $5$
- 11.1.3.  $16/5$
- 11.1.5.  $\bar{x} = 45/28, \bar{y} = 93/70$
- 11.1.6.  $\bar{x} = 0, \bar{y} = 4/(3\pi)$
- 11.1.7.  $\bar{x} = 1/2, \bar{y} = 2/5$
- 11.1.8.  $\bar{x} = 0, \bar{y} = 8/5$
- 11.1.9.  $\bar{x} = 4/7, \bar{y} = 2/5$
- 11.1.10.  $\bar{x} = \bar{y} = 1/5$
- 11.1.11.  $\bar{x} = 0, \bar{y} = 28/(9\pi)$
- 11.1.12.  $\bar{x} = \bar{y} = 28/(9\pi)$
- 11.1.13.  $\bar{x} = 0, \bar{y} = 244/(27\pi) \approx 2.88$
- 11.2.1.  $\infty$
- 11.2.2.  $1/2$
- 11.2.3. diverges
- 11.2.4. diverges
- 11.2.5.  $1$
- 11.2.6. diverges
- 11.2.7.  $2$
- 11.2.8. diverges
- 11.2.9.  $\pi/6$
- 11.2.10. diverges,  $0$
- 11.2.11. diverges,  $0$
- 11.2.12. diverges, no CPV
- 11.2.13.  $\pi$
- 11.2.14. 80 mph: 90.8 to 95.3 N-m  
90 mph: 114.9 to 120.6 N-m  
100.9 mph: 144.5 to 151.6 N-m
- 11.3.2.  $\mu = 1/c, \sigma = 1/c$
- 11.3.3.  $\mu = (a+b)/2, \sigma = \frac{(b-a)}{2\sqrt{3}}$
- 11.3.4.  $7/2$
- 11.3.5.  $21/2$
- 11.3.9.  $r = 6$
- 11.4.1.  $(22\sqrt{22} - 8)/27$
- 11.4.2.  $\ln(2) + 3/8$
- 11.4.3.  $a + a^3/3$
- 11.4.4.  $\ln((\sqrt{2} + 1)/\sqrt{3})$
- 11.4.6.  $3/4$
- 11.4.7.  $\approx 3.82$
- 11.4.8.  $\approx 1.01$
- 11.4.9.  $\sqrt{1+e^2} - \sqrt{2} + 1 - \ln(\sqrt{1+e^2} + 1) + \ln(\sqrt{2} + 1)$

- 11.5.1.**  $8\pi\sqrt{3} - \frac{16\pi\sqrt{2}}{3}$   
**11.5.3.**  $\frac{730\pi\sqrt{730}}{27} - \frac{10\pi\sqrt{10}}{27}$   
**11.5.4.**  $\pi + 2\pi e + \frac{1}{4}\pi e^2 - \frac{\pi}{4e^2} - \frac{2\pi}{e}$   
**11.5.6.**  $8\pi^2$   
**11.5.7.**  $2\pi + \frac{8\pi^2}{3\sqrt{3}}$   
**11.5.8.**  $a > b$ :  $2\pi b^2 + \frac{2\pi a^2 b}{\sqrt{a^2 - b^2}} \arcsin(\sqrt{a^2 - b^2}/a)$ ,  
 $a < b$ :  $2\pi b^2 + \frac{2\pi a^2 b}{\sqrt{b^2 - a^2}} \ln\left(\frac{b}{a} + \frac{\sqrt{b^2 - a^2}}{a}\right)$   
**12.1.2.**  $\theta = \arctan(3)$   
**12.1.3.**  $r = -4 \csc \theta$   
**12.1.4.**  $r^3 \cos \theta \sin^2 \theta = 1$   
**12.1.5.**  $r = \sqrt{5}$   
**12.1.6.**  $r^2 = \sin \theta \sec^3 \theta$   
**12.1.7.**  $r \sin \theta = \sin(r \cos \theta)$   
**12.1.8.**  $r = 2/(\sin \theta - 5 \cos \theta)$   
**12.1.9.**  $r = 2 \sec \theta$   
**12.1.10.**  $0 = r^2 \cos^2 \theta - r \sin \theta + 1$   
**12.1.11.**  $0 = 3r^2 \cos^2 \theta - 2r \cos \theta - r \sin \theta$   
**12.1.12.**  $r = \sin \theta$   
**12.1.21.**  $(x^2 + y^2)^2 = 4x^2 y - (x^2 + y^2)y$   
**12.1.22.**  $(x^2 + y^2)^{3/2} = y^2$   
**12.1.23.**  $x^2 + y^2 = x^2 y^2$   
**12.1.24.**  $x^4 + x^2 y^2 = y^2$   
**12.2.1.**  $(\theta \cos \theta + \sin \theta)/(-\theta \sin \theta + \cos \theta)$ ,  
 $(\theta^2 + 2)/(-\theta \sin \theta + \cos \theta)^3$   
**12.2.2.**  $\frac{\cos \theta + 2 \sin \theta \cos \theta}{\cos^2 \theta - \sin^2 \theta - \sin \theta}$ ,  
 $\frac{3(1 + \sin \theta)}{(\cos^2 \theta - \sin^2 \theta - \sin \theta)^3}$   
**12.2.3.**  $(\sin^2 \theta - \cos^2 \theta)/(2 \sin \theta \cos \theta)$ ,  
 $-1/(4 \sin^3 \theta \cos^3 \theta)$   
**12.2.4.**  $\frac{2 \sin \theta \cos \theta}{\cos^2 \theta - \sin^2 \theta}$ ,  $\frac{2}{(\cos^2 \theta - \sin^2 \theta)^3}$   
**12.2.5.** undefined  
**12.2.6.**  $\frac{2 \sin \theta - 3 \sin^3 \theta}{3 \cos^3 \theta - 2 \cos \theta}$ ,  
 $\frac{3 \cos^4 \theta - 3 \cos^2 \theta + 2}{2 \cos^3 \theta (3 \cos^2 \theta - 2)^3}$   
**12.3.1.** 1  
**12.3.2.**  $9\pi/2$   
**12.3.3.**  $\sqrt{3}/3$   
**12.3.4.**  $\pi/12 + \sqrt{3}/16$   
**12.3.5.**  $\pi a^2$   
**12.3.6.**  $41\pi/2$   
**12.3.7.**  $2 - \pi/2$   
**12.3.8.**  $\pi/12$   
**12.3.9.**  $3\pi/16$   
**12.3.10.**  $\pi/4 - 3\sqrt{3}/8$   
**12.3.11.**  $\pi/2 + 3\sqrt{3}/8$   
**12.3.12.**  $1/2$   
**12.3.13.**  $3/2 - \pi/4$   
**12.3.14.**  $\pi/3 + \sqrt{3}/2$   
**12.3.15.**  $\pi/3 - \sqrt{3}/4$   
**12.3.16.**  $4\pi^3/3$   
**12.3.17.**  $\pi^2$   
**12.3.18.**  $5\pi/24 - \sqrt{3}/4$   
**12.3.19.**  $7\pi/12 - \sqrt{3}$   
**12.3.20.**  $4\pi - \sqrt{15}/2 - 7 \arccos(1/4)$   
**12.3.21.**  $3\pi^3$   
**12.4.6.**  $x = t - \frac{\sin(t)}{2}$ ,  $y = 1 - \frac{\cos(t)}{2}$

- 12.4.7.  $x = 4 \cos t - \cos(4t)$ ,  
 $y = 4 \sin t - \sin(4t)$
- 12.4.8.  $x = 2 \cos t + \cos(2t)$ ,  
 $y = 2 \sin t - \sin(2t)$
- 12.4.9.  $x = \cos t + t \sin t$ ,  
 $y = \sin t - t \cos t$
- 12.5.1. There is a horizontal tangent at all multiples of  $\pi$ .
- 12.5.2.  $9\pi/4$
- 12.5.3.  $\int_0^{2\pi} \frac{1}{2} \sqrt{5 - 4 \cos t} dt$
- 12.5.4. Four points:  
 $\left( \frac{-3 - 3\sqrt{5}}{4}, \pm 5\sqrt{\frac{5 - \sqrt{5}}{8}} \right)$ ,  
 $\left( \frac{-3 + 3\sqrt{5}}{4}, \pm 5\sqrt{\frac{5 + \sqrt{5}}{8}} \right)$
- 12.5.5.  $11\pi/3$
- 12.5.6.  $32/3$
- 12.5.7.  $2\pi$
- 12.5.8.  $16/3$
- 12.5.9.  $(\pi/2, 1)$
- 12.5.10.  $5\pi^3/6$
- 12.5.11.  $2\pi^2$
- 12.5.12.  $(2\pi\sqrt{4\pi^2 + 1} + \ln(2\pi + \sqrt{4\pi^2 + 1}))/2$
- 13.1.1. 1
- 13.1.3. 0
- 13.1.4. 1
- 13.1.5. 1
- 13.1.6. 0
- 13.2.1.  $\lim_{n \rightarrow \infty} n^2/(2n^2 + 1) = 1/2$
- 13.2.2.  $\lim_{n \rightarrow \infty} 5/(2^{1/n} + 14) = 1/3$
- 13.2.3.  $\sum_{n=1}^{\infty} \frac{1}{n}$  diverges, so  $\sum_{n=1}^{\infty} 3\frac{1}{n}$  diverges
- 13.2.4.  $-3/2$
- 13.2.5. 11
- 13.2.6. 20
- 13.2.7.  $3/4$
- 13.2.8.  $3/2$
- 13.2.9.  $3/10$
- 13.3.1. diverges
- 13.3.2. diverges
- 13.3.3. converges
- 13.3.4. converges
- 13.3.5. converges
- 13.3.6. converges
- 13.3.7. diverges
- 13.3.8. converges
- 13.3.9.  $N = 5$
- 13.3.10.  $N = 10$
- 13.3.11.  $N = 1687$
- 13.3.12. any integer greater than  $e^{200}$
- 13.4.1. converges
- 13.4.2. converges
- 13.4.3. diverges
- 13.4.4. converges
- 13.4.5. 0.90
- 13.4.6. 0.95
- 13.5.1. converges
- 13.5.2. converges
- 13.5.3. converges
- 13.5.4. diverges
- 13.5.5. diverges



- 13.5.6. diverges  
 13.5.7. converges  
 13.5.8. diverges  
 13.5.9. converges  
 13.5.10. diverges  
 13.6.1. converges absolutely  
 13.6.2. diverges  
 13.6.3. converges conditionally  
 13.6.4. converges absolutely  
 13.6.5. converges conditionally  
 13.6.6. converges absolutely  
 13.6.7. diverges  
 13.6.8. converges conditionally  
 13.7.5. converges  
 13.7.6. converges  
 13.7.7. converges  
 13.7.8. diverges  
 13.8.1.  $R = 1, I = (-1, 1)$   
 13.8.2.  $R = \infty, I = (-\infty, \infty)$   
 13.8.3.  $R = e, I = (-e, e)$   
 13.8.4.  $R = e, I = (2 - e, 2 + e)$   
 13.8.5.  $R = 0$ , converges only when  $x = 2$   
 13.8.6.  $R = 1, I = [-6, -4]$   
 13.9.1. the alternating harmonic series  
 13.9.2.  $\sum_{n=0}^{\infty} (n+1)x^n$   
 13.9.3.  $\sum_{n=0}^{\infty} (n+1)(n+2)x^n$   
 13.9.4.  $\sum_{n=0}^{\infty} \frac{(n+1)(n+2)}{2} x^n, R = 1$   
 13.9.5.  $C + \sum_{n=0}^{\infty} \frac{-1}{(n+1)(n+2)} x^{n+2}$   
 13.10.1.  $\sum_{n=0}^{\infty} (-1)^n x^{2n} / (2n)!, R = \infty$   
 13.10.2.  $\sum_{n=0}^{\infty} x^n / n!, R = \infty$   
 13.10.3.  $\sum_{n=0}^{\infty} (-1)^n \frac{(x-5)^n}{5^{n+1}}, R = 5$   
 13.10.4.  $\sum_{n=1}^{\infty} (-1)^{n-1} \frac{(x-1)^n}{n}, R = 1$   
 13.10.5.  $\ln(2) + \sum_{n=1}^{\infty} (-1)^{n-1} \frac{(x-2)^n}{n2^n}, R = 2$   
 13.10.6.  $\sum_{n=0}^{\infty} (-1)^n (n+1)(x-1)^n, R = 1$   
 13.10.7.  $1 + \sum_{n=1}^{\infty} \frac{1 \cdot 3 \cdot 5 \cdots (2n-1)}{n!2^n} x^n =$   
 $1 + \sum_{n=1}^{\infty} \frac{(2n-1)!}{2^{2n-1}(n-1)!n!} x^n, R = 1$   
 13.10.8.  $x + x^3/3$   
 13.10.9.  $\sum_{n=0}^{\infty} (-1)^n x^{4n+1} / (2n)!$   
 13.10.10.  $\sum_{n=0}^{\infty} (-1)^n x^{n+1} / n!$   
 13.11.1.  $1 - \frac{x^2}{2} + \frac{x^4}{24} - \frac{x^6}{720} + \cdots + \frac{x^{12}}{12!}$   
 13.11.2. 1000; 8  
 13.11.3.  $x + \frac{x^3}{3} + \frac{2x^5}{15}$ , error  $\pm 1.32$ .  
 13.12.1. diverges  
 13.12.2. converges  
 13.12.3. converges  
 13.12.4. diverges  
 13.12.5. diverges  
 13.12.6. diverges

- 13.12.7. converges  
 13.12.8. converges  
 13.12.9. converges  
 13.12.10. converges  
 13.12.11. converges  
 13.12.12. converges  
 13.12.13. converges  
 13.12.14. converges  
 13.12.15. converges  
 13.12.16. converges  
 13.12.17. diverges  
 13.12.18.  $(-\infty, \infty)$   
 13.12.19.  $(-3, 3)$   
 13.12.20.  $(-3, 3)$   
 13.12.21.  $(-1, 1)$   
 13.12.22. radius is 0—it converges only when  $x = 0$   
 13.12.23.  $(-\sqrt{3}, \sqrt{3})$   
 13.12.24.  $(-\infty, \infty)$   
 13.12.25.  $\sum_{n=0}^{\infty} \frac{(\ln(2))^n}{n!} x^n$   
 13.12.26.  $\sum_{n=0}^{\infty} \frac{(-1)^n}{n+1} x^{n+1}$   
 13.12.27.  $\sum_{n=0}^{\infty} \frac{2}{2n+1} x^{2n+1}$   
 13.12.28.  $1 + x/2 + \sum_{n=2}^{\infty} (-1)^{n+1} \frac{1 \cdot 3 \cdot 5 \cdots (2n-3)}{2^n n!} x^n$   
 13.12.29.  $\sum_{n=0}^{\infty} (-1)^n x^{2n}$   
 13.12.30.  $\sum_{n=0}^{\infty} \frac{(-1)^n}{2n+1} x^{2n+1}$   
 13.12.31.  $\pi = \sum_{n=0}^{\infty} (-1)^n \frac{4}{2n+1}$   
 14.1.6.  $3, \sqrt{26}, \sqrt{29}$   
 14.1.7.  $\sqrt{14}, 2\sqrt{14}, 3\sqrt{14}$   
 14.1.8.  $(x-1)^2 + (y-1)^2 + (z-1)^2 = 4$   
 14.1.9.  $(x-2)^2 + (y+1)^2 + (z-3)^2 = 25$   
 14.1.10.  $(x-3)^2 + (y+2)^2 + (z-1)^2 = 33$   
 14.1.11.  $(x-2)^2 + (y-1)^2 + (z+1)^2 = 16$ ,  
 $(y-1)^2 + (z+1)^2 = 12$   
 14.2.6.  $\sqrt{10}, \langle 0, -2 \rangle, \langle 2, 8 \rangle, 2, 2\sqrt{17},$   
 $\langle -2, -6 \rangle$   
 14.2.7.  $\sqrt{14}, \langle 0, 4, 0 \rangle, \langle 2, 0, 6 \rangle, 4, 2\sqrt{10},$   
 $\langle -2, -4, -6 \rangle$   
 14.2.8.  $\sqrt{2}, \langle 0, -2, 3 \rangle, \langle 2, 2, -1 \rangle, \sqrt{13}, 3,$   
 $\langle -2, 0, -2 \rangle$   
 14.2.9.  $\sqrt{3}, \langle 1, -1, 4 \rangle, \langle 1, -1, -2 \rangle, 3\sqrt{2},$   
 $\sqrt{6}, \langle -2, 2, -2 \rangle$   
 14.2.10.  $\sqrt{14}, \langle 2, 1, 0 \rangle, \langle 4, 3, 2 \rangle, \sqrt{5}, \sqrt{29},$   
 $\langle -6, -4, -2 \rangle$   
 14.2.11.  $\langle -3, -3, -11 \rangle,$   
 $\langle -3/\sqrt{139}, -3/\sqrt{139}, -11/\sqrt{139} \rangle$   
 $\langle -12/\sqrt{139}, -12/\sqrt{139}, -44/\sqrt{139} \rangle$   
 14.2.12.  $\langle 0, 0, 0 \rangle$   
 14.2.13.  $0; \langle -r\sqrt{3}/2, r/2 \rangle; \langle 0, -12r \rangle;$  where  
 $r$  is the radius of the clock  
 14.3.1. 3  
 14.3.2. 0  
 14.3.3. 2  
 14.3.4. -6  
 14.3.5. 42  
 14.3.6.  $\sqrt{6}/\sqrt{7}, \approx 0.39$   
 14.3.7.  $-11\sqrt{14}\sqrt{29}/406, \approx 2.15$

- 14.3.8.**  $0, \pi/2$   
**14.3.9.**  $1/2, \pi/3$   
**14.3.10.**  $-1/\sqrt{3}, \approx 2.19$   
**14.3.11.**  $\arccos(1/\sqrt{3}) \approx 0.96$   
**14.3.12.**  $\sqrt{5}, \langle 1, 2, 0 \rangle$ .  
**14.3.13.**  $3\sqrt{14}/7, \langle 9/7, 6/7, 3/7 \rangle$ .  
**14.3.14.**  $10, 10\sqrt{3}$   
**14.3.15.**  $10\sqrt{2}, 10\sqrt{2}$   
**14.3.16.**  $\langle 0, 5 \rangle, \langle 5\sqrt{3}, 0 \rangle$   
**14.3.17.**  $\langle 0, 15\sqrt{2}/2 \rangle, \langle 15\sqrt{2}/2, 0 \rangle$   
**14.3.18.**  $10/\cos(\pi/6) = 20/\sqrt{3}$ .  
**14.3.19.** Any vector of the form  
 $\langle a, -7a/2, -2a \rangle$   
**14.3.20.**  $\langle 1/\sqrt{3}, -1/\sqrt{3}, 1/\sqrt{3} \rangle$   
**14.3.21.** No.  
**14.3.22.** Yes.  
**14.4.1.**  $\langle 1, -2, 1 \rangle$   
**14.4.2.**  $\langle 4, -6, -2 \rangle$   
**14.4.3.**  $\langle -7, 13, -9 \rangle$   
**14.4.4.**  $\langle 0, -1, 0 \rangle$   
**14.4.5.** 3  
**14.4.6.**  $21\sqrt{2}/2$   
**14.4.7.** 1  
**14.4.8.** 16  
**14.4.9.**  $\sqrt{443}/2$   
**14.4.10.**  $3\sqrt{166}/2$   
**14.5.1.**  $(x - 6) + (y - 2) + (z - 1) = 0$   
**14.5.2.**  $4(x + 1) + 5(y - 2) - (z + 3) = 0$   
**14.5.3.**  $(x - 1) - (y - 2) = 0$   
**14.5.4.**  $-2(x - 1) + 3y - 2z = 0$   
**14.5.5.**  $4(x - 1) - 6y = 0$   
**14.5.6.**  $7x - y + 11z = 11$   
**14.5.7.**  $-68x - 153y + 85z = -1462/7$   
**14.5.8.**  $3x - 19y - 10z = -10$   
**14.5.9.**  $\langle 1, 0, 3 \rangle + t\langle 0, 2, 1 \rangle$   
**14.5.10.**  $\langle 1, 0, 3 \rangle + t\langle 1, 2, -1 \rangle$   
**14.5.11.**  $t\langle 1, 1, -1 \rangle$   
**14.5.12.**  $-2/5, 13/5$   
**14.5.14.** neither  
**14.5.15.** parallel  
**14.5.16.** intersect at  $(3, 6, 5)$   
**14.5.17.** same line  
**14.5.21.**  $7/\sqrt{3}$   
**14.5.22.**  $4/\sqrt{14}$   
**14.5.23.**  $\sqrt{131}/\sqrt{14}$   
**14.5.24.**  $\sqrt{68}/3$   
**14.5.25.**  $25/\sqrt{198}$   
**14.5.26.**  $50/\sqrt{237}$   
**14.5.27.**  $3\sqrt{26}/\sqrt{14}$   
**14.5.28.**  $\sqrt{3}$   
**14.5.29.**  $\sqrt{42}/7$   
**14.5.30.**  $\sqrt{21}/6$   
**14.6.1.**  $(\sqrt{2}, \pi/4, 1),$   
 $(\sqrt{3}, \pi/4, \arccos(1/\sqrt{3}));$   
 $(7\sqrt{2}, 7\pi/4, 5),$   
 $(\sqrt{123}, 7\pi/4, \arccos(5/\sqrt{123}));$   
 $(1, 1, 1), (\sqrt{2}, 1, \pi/4); (0, 0, -\pi),$   
 $(\pi, 0, \pi)$   
**14.6.2.**  $r^2 + z^2 = 4$   
**14.6.3.**  $r \cos \theta = 0$   
**14.6.4.**  $r^2 + 2z^2 + 2z - 5 = 0$   
**14.6.5.**  $z = e^{-r^2}$   
**14.6.6.**  $z = r$

- 14.6.7.  $\sin \theta = 0$
- 14.6.8.  $1 = \rho \cos \phi$
- 14.6.9.  $\rho = 2 \sin \theta \sin \phi$ .
- 14.6.10.  $\rho \sin \phi = 3$
- 14.6.11.  $\phi = \pi/4$
- 14.6.13.  $z = mr$ ;  $\cot \phi = m$  if  $m \neq 0$ ,  $\phi = 0$  if  $m = 0$
- 14.6.14. A sphere with radius  $1/2$ , center at  $(0, 1/2, 0)$
- 14.6.15.  $0 < \theta < \pi/2$ ,  $0 < \phi < \pi/2$ ,  $\rho > 0$ ;  
 $0 < \theta < \pi/2$ ,  $r > 0$ ,  $z > 0$
- 15.1.5.  $\langle 3 \cos t, 3 \sin t, 2 - 3 \sin t \rangle$
- 15.1.6.  $\langle 0, t \cos t, t \sin t \rangle$
- 15.2.1.  $\langle 2t, 0, 1 \rangle$ ,  $\mathbf{r}'/\sqrt{1 + 4t^2}$
- 15.2.2.  $\langle -\sin t, 2 \cos 2t, 2t \rangle$ ,  
 $\mathbf{r}'/\sqrt{\sin^2 t + 4 \cos^2(2t) + 4t^2}$
- 15.2.3.  $\langle -e^t \sin(e^t), e^t \cos(e^t), \cos t \rangle$ ,  
 $\mathbf{r}'/\sqrt{e^{2t} + \cos^2 t}$
- 15.2.4.  $\langle \sqrt{2}/2, \sqrt{2}/2, \pi/4 \rangle +$   
 $t \langle -\sqrt{2}/2, \sqrt{2}/2, 1 \rangle$
- 15.2.5.  $\langle 1/2, \sqrt{3}/2, -1/2 \rangle +$   
 $t \langle -\sqrt{3}/2, 1/2, 2\sqrt{3} \rangle$
- 15.2.6.  $2/(\sqrt{5}\sqrt{4 + \pi^2})$
- 15.2.7.  $7\sqrt{5}\sqrt{17}/85$ ,  $-9\sqrt{5}\sqrt{17}/85$
- 15.2.9.  $\langle 0, t \cos t, t \sin t \rangle$ ,  $\langle 0, \cos t -$   
 $t \sin t, \sin t + t \cos t \rangle$ ,  $\mathbf{r}'/\sqrt{1 + t^2}$ ,  
 $\sqrt{1 + t^2}$
- 15.2.10.  $\langle \sin t, 1 - \cos t, t^2/2 \rangle$
- 15.2.11.  $\langle 1 + t^2/2, 2 + t^3/3, 3 - t^2/2 \rangle$
- 15.2.12.  $\langle -4/3 + t^3/3, 1 - \cos t + \cos 1, 2 +$   
 $\sin t - \sin 1 \rangle$
- 15.2.13.  $t = 4$
- 15.2.14.  $\sqrt{37}$ ,  $1$
- 15.2.15.  $\langle t^2/2, t^3/3, \sin t \rangle$
- 15.2.18.  $(1, 1, 1)$  when  $t = 1$  and  $s = 0$ ;  
 $\theta = \arccos(3/\sqrt{14})$ ; no
- 15.2.19.  $-6x + (y - \pi) = 0$
- 15.2.20.  $-x/\sqrt{2} + y/\sqrt{2} + 6z = 0$
- 15.2.21.  $(-1, -3, 1)$
- 15.2.22.  $\langle 1/\sqrt{2}, 1/\sqrt{2}, 0 \rangle + t \langle -1, 1, 6\sqrt{2} \rangle$
- 15.3.1.  $2\pi\sqrt{13}$
- 15.3.2.  $(-8 + 13\sqrt{13})/27$
- 15.3.3.  $\sqrt{5}/2 + \ln(\sqrt{5} + 2)/4$
- 15.3.4.  $(85\sqrt{85} - 13\sqrt{13})/27$
- 15.3.5.  $\int_0^5 \sqrt{1 + e^{2t}} dt$
- 15.3.6.  $2\sqrt{2}/(2 + 4t^2)^{3/2}$
- 15.3.7.  $2\sqrt{2}/(1 + 8t^2)^{3/2}$
- 15.3.8.  $2\sqrt{1 + 9t^2 + 9t^4}/(1 + 4t^2 + 9t^4)^{3/2}$
- 15.3.9.  $12\sqrt{17}/289$
- 15.4.1.  $\langle -\sin t, \cos t, 1 \rangle$ ,  $\langle -\cos t, -\sin t, 0 \rangle$ ,  
 $0, 1$
- 15.4.2.  $\langle -\sin t, \cos t, 2t \rangle$ ,  $\langle -\cos t, -\sin t, 2 \rangle$ ,  
 $4t/\sqrt{4t^2 + 1}$ ,  $\sqrt{4t^2 + 5}/\sqrt{4t^2 + 1}$
- 15.4.3.  $\langle -\sin t, \cos t, e^t \rangle$ ,  
 $\langle -\cos t, -\sin t, e^t \rangle$ ,  $e^{2t}/\sqrt{e^{2t} + 1}$ ,  
 $\sqrt{2e^{2t} + 1}/\sqrt{e^{2t} + 1}$
- 15.4.4.  $\langle 2t, 2, 6t - 3 \rangle$ ,  $\langle 2, 0, 6 \rangle$ ,  
 $(40t - 18)/\sqrt{40t^2 - 36t + 13}$ ,  
 $14/\sqrt{40t^2 - 36t + 13}$
- 15.4.5.  $\langle e^t, \cos t, e^t \rangle$ ,  $\langle e^t, -\sin t, e^t \rangle$ ,  
 $(2e^{2t} - \cos t \sin t)/\sqrt{2e^{2t} + \cos^2 t}$ ,  
 $\sqrt{2}e^t |\cos t + \sin t|/\sqrt{2e^{2t} + \cos^2 t}$
- 15.4.6.  $\langle -3 \sin t, 2 \cos t, 0 \rangle$ ,  $\langle 3 \cos t, 2 \sin t, 0 \rangle$
- 15.4.7.  $\langle -3 \sin t, 2 \cos t + 0.1, 0 \rangle$ ,  
 $\langle 3 \cos t, 2 \sin t + t/10, 0 \rangle$

- 15.4.8.**  $\langle -3 \sin t, 2 \cos t, 1 \rangle, \langle 3 \cos t, 2 \sin t, t \rangle$
- 15.4.9.**  $\langle -3 \sin t, 2 \cos t + 1/10, 1 \rangle,$   
 $\langle 3 \cos t, 2 \sin t + t/10, t \rangle$
- 16.1.1.**  $z = y^2, z = x^2, z = 0$ , lines of slope 1
- 16.1.2.**  $z = |y|, z = |x|, z = 2|x|$ , diamonds
- 16.1.3.**  $z = e^{-y^2} \sin(y^2), z = e^{-x^2} \sin(x^2),$   
 $z = e^{-2x^2} \sin(2x^2)$ , circles
- 16.1.4.**  $z = -\sin(y), z = \sin(x), z = 0$ ,  
 lines of slope 1
- 16.1.5.**  $z = y^4, z = x^4, z = 0$ , hyperbolas
- 16.1.6.** (a)  $\{(x, y) \mid |x| \leq 3 \text{ and } |y| \geq 2\}$   
 (b)  $\{(x, y) \mid 1 \leq x^2 + y^2 \leq 3\}$   
 (c)  $\{(x, y) \mid x^2 + 4y^2 \leq 16\}$
- 16.2.1.** No limit; use  $x = 0$  and  $y = 0$ .
- 16.2.2.** No limit; use  $x = 0$  and  $x = y$ .
- 16.2.3.** No limit; use  $x = 0$  and  $x = y$ .
- 16.2.4.** Limit is zero.
- 16.2.5.** Limit is 1.
- 16.2.6.** Limit is zero.
- 16.2.7.** Limit is  $-1$ .
- 16.2.8.** Limit is zero.
- 16.2.9.** No limit; use  $x = 0$  and  $y = 0$ .
- 16.2.10.** Limit is zero.
- 16.2.11.** Limit is  $-1$ .
- 16.2.12.** Limit is zero.
- 16.3.1.**  $-2xy \sin(x^2y), -x^2 \sin(x^2y) + 3y^2$
- 16.3.2.**  $(y^2 - x^2y)/(x^2 + y^2)^2, x^3/(x^2 + y^2)^2$
- 16.3.3.**  $2xe^{x^2+y^2}, 2ye^{x^2+y^2}$
- 16.3.4.**  $y \ln(xy) + y, x \ln(xy) + x$
- 16.3.5.**  $-x/\sqrt{1 - x^2 - y^2},$   
 $-y/\sqrt{1 - x^2 - y^2}$
- 16.3.6.**  $\tan y, x \sec^2 y$
- 16.3.7.**  $-1/(x^2y), -1/(xy^2)$
- 16.3.8.**  $z = -2(x - 1) - 3(y - 1) - 1$
- 16.3.9.**  $z = 1$
- 16.3.10.**  $z = 6(x - 3) + 3(y - 1) + 10$
- 16.3.11.**  $z = (x - 2) + 4(y - 1/2)$
- 16.3.12.**  $\mathbf{r}(t) = \langle 2, 1, 4 \rangle + t\langle 2, 4, -1 \rangle$
- 16.3.15.**  $-0.42$
- 16.3.17.** (a)  $f'(x)g(y), f(x)g'(y)$ ; (b)  
 $f'(xy)y, f'(xy)x$ ; (c)  $f'(x/y)/y,$   
 $-xf'(x/y)/y^2$
- 16.4.1.**  $4xt \cos(x^2 + y^2) + 6yt^2 \cos(x^2 + y^2)$
- 16.4.2.**  $2xy \cos t + 2x^2t$
- 16.4.3.**  $2xyt \cos(st) + 2x^2s, 2xys \cos(st) +$   
 $2x^2t$
- 16.4.4.**  $2xy^2t - 4yx^2s, 2xy^2s + 4yx^2t$
- 16.4.5.**  $x/z, 3y/(2z)$
- 16.4.6.**  $-2x/z, -y/z$
- 16.4.7.**  $-y^2/(2z), -xy/z$
- 16.4.8.**  $z/x, z/y$
- 16.4.9.** (a)  $V' = (nR - 0.2V)/P$   
 (b)  $P' = (nR + 0.6P)/2V$   
 (c)  $T' = (3P - 0.4V)/(nR)$
- 16.5.1.**  $9\sqrt{5}/5$
- 16.5.2.**  $\sqrt{2} \cos 3$
- 16.5.3.**  $e\sqrt{2}(\sqrt{3} - 1)/4$
- 16.5.4.**  $\sqrt{3} + 5$
- 16.5.5.**  $-\sqrt{6}(2 + \sqrt{3})/72$
- 16.5.6.**  $-1/5, 0$
- 16.5.7.**  $4(x - 2) + 8(y - 1) = 0$
- 16.5.8.**  $2(x - 3) + 3(y - 2) = 0$
- 16.5.9.**  $\langle -1, -1 - \cos 1, -\cos 1 \rangle,$   
 $-\sqrt{2 + 2 \cos 1 + 2 \cos^2 1}$

**16.5.10.** Any direction perpendicular to  $\nabla T = \langle 1, 1, 1 \rangle$ , for example,  $\langle -1, 1, 0 \rangle$

**16.5.11.**  $2(x - 1) - 6(y - 1) + 6(z - 3) = 0$

**16.5.12.**  $6(x - 1) + 3(y - 2) + 2(z - 3) = 0$

**16.5.13.**  $\langle 2 + 4t, -3 - 12t, -1 - 8t \rangle$

**16.5.14.**  $\langle 4 + 8t, 2 + 4t, -2 - 36t \rangle$

**16.5.15.**  $\langle 4 + 8t, 2 + 20t, 6 - 12t \rangle$

**16.5.16.**  $\langle 0, 1 \rangle, \langle 4/5, -3/5 \rangle$

**16.5.18.** (a)  $\langle 4, 9 \rangle, \sqrt{97}$  (b)  $\langle -81, 2 \rangle$  or  $\langle 81, -2 \rangle$

**16.5.19.** in the direction of  $\langle 8, 1 \rangle$

**16.5.20.**  $\approx 5/8$  knots/mi

**16.5.21.**  $\nabla g(-1, 3) = \langle 2, 1 \rangle$

**16.6.1.**  $f_x = (y^3 - yx^2)/(x^2 + y^2)^2,$   
 $f_y = (x^3 - xy^2)/(x^2 + y^2)^2,$   
 $f_{xx} = (2x^3y - 6xy^3)/(x^2 + y^2)^3,$   
 $f_{yy} = (2xy^3 - 6x^3y)/(x^2 + y^2)^3,$   
 $f_{yx} = (6x^2y^2 - x^4 - y^4)/(x^2 + y^2)^3$

**16.6.2.**  $f_x = 3x^2y^2, f_y = 2x^3y + 5y^4,$   
 $f_{xx} = 6xy^2, f_{yy} = 2x^3 + 20y^3,$   
 $f_{xy} = 6x^2y$

**16.6.3.**  $f_x = 12x^2 + y^2, f_y = 2xy,$   
 $f_{xx} = 24x, f_{yy} = 2x, f_{xy} = 2y$

**16.6.4.**  $f_x = \sin y, f_y = x \cos y, f_{xx} = 0,$   
 $f_{yy} = -x \sin y, f_{xy} = \cos y$

**16.6.5.**  $f_x = 3 \cos(3x) \cos(2y),$   
 $f_y = -2 \sin(3x) \sin(2y),$   
 $f_{xy} = -6 \cos(3x) \sin(2y),$   
 $f_{yy} = -4 \sin(3x) \cos(2y),$   
 $f_{xx} = -9 \sin(3x) \cos(2y)$

**16.6.6.**  $f_x = e^{x+y^2}, f_y = 2ye^{x+y^2},$   
 $f_{xx} = e^{x+y^2},$   
 $f_{yy} = 4y^2e^{x+y^2} + 2e^{x+y^2},$   
 $f_{xy} = 2ye^{x+y^2}$

**16.6.7.**  $f_x = \frac{3x^2}{2(x^3 + y^4)}, f_y = \frac{2y^3}{x^3 + y^4},$

$f_{xx} = \frac{3x}{x^3 + y^4} - \frac{9x^4}{2(x^3 + y^4)^2},$

$f_{yy} = \frac{6y^2}{x^3 + y^4} - \frac{8y^6}{(x^3 + y^4)^2},$

$f_{xy} = \frac{-6x^2y^3}{(x^3 + y^4)^2}$

**16.6.8.**  $z_x = \frac{-x}{16z}, z_y = \frac{-y}{4z},$

$z_{xx} = -\frac{16z^2 + x^2}{16^2z^3},$

$z_{yy} = -\frac{4z^2 + y^2}{16z^3},$

$z_{xy} = \frac{-xy}{64z^3}$

**16.6.9.**  $z_x = -\frac{y+z}{x+y}, z_y = -\frac{x+z}{x+y},$

$z_{xx} = 2\frac{y+z}{(x+y)^2}, z_{yy} = 2\frac{x+z}{(x+y)^2},$

$z_{xy} = \frac{2z}{(x+y)^2}$

**16.7.1.** minimum at  $(1, -1)$

**16.7.2.** none

**16.7.3.** none

**16.7.4.** maximum at  $(1, -1/6)$

**16.7.5.** none

**16.7.6.** minimum at  $(2, -1)$

**16.7.7.**  $f(2, 2) = -2, f(2, 0) = 4$

**16.7.8.** a cube  $1/\sqrt[3]{2}$  on a side

**16.7.9.**  $65/3 \cdot 65/3 \cdot 130/3 = 2 \cdot 65^3/27 \approx 20343$  cubic inches.

**16.7.10.** It has a square base, and is one and one half times as tall as wide. If the volume is  $V$  the dimensions are  $\sqrt[3]{2V/3} \times \sqrt[3]{2V/3} \times \sqrt[3]{9V/4}$ .

**16.7.11.**  $\sqrt{100/3}$

- 16.7.12.**  $|ax_0 + by_0 + cz_0 - d|/\sqrt{a^2 + b^2 + c^2}$
- 16.7.13.** The sides and bottom should all be  $2/3$  meter, and the sides should be bent up at angle  $\pi/3$ .
- 16.7.14.**  $(3, 4/3)$
- 16.7.16.**  $|b|$  if  $b \leq 1/2$ , otherwise  $\sqrt{b - 1/4}$
- 16.7.17.**  $|b|$  if  $b \leq 1/2$ , otherwise  $\sqrt{b - 1/4}$
- 16.7.19.**  $256/\sqrt{3}$
- 16.8.1.** a cube,  $\sqrt[3]{1/2} \times \sqrt[3]{1/2} \times \sqrt[3]{1/2}$
- 16.8.2.**  $65/3 \cdot 65/3 \cdot 130/3 = 2 \cdot 65^3/27$
- 16.8.3.** It has a square base, and is one and one half times as tall as wide. If the volume is  $V$  the dimensions are  $\sqrt[3]{2V/3} \times \sqrt[3]{2V/3} \times \sqrt[3]{9V/4}$ .
- 16.8.4.**  $|ax_0 + by_0 + cz_0 - d|/\sqrt{a^2 + b^2 + c^2}$
- 16.8.5.**  $(0, 0, 1), (0, 0, -1)$
- 16.8.6.**  $\sqrt[3]{4V} \times \sqrt[3]{4V} \times \sqrt[3]{V/16}$
- 16.8.7.** Farthest:  $(-\sqrt{2}, \sqrt{2}, 2 + 2\sqrt{2})$ ;  
 closest:  $(2, 0, 0), (0, -2, 0)$
- 16.8.8.**  $x = y = z = 16$
- 16.8.9.**  $(1, 2, 2)$
- 16.8.10.**  $(\sqrt{5}, 0, 0), (-\sqrt{5}, 0, 0)$
- 16.8.11.** standard \$65, deluxe \$75
- 16.8.12.**  $x = y = 2/3, \phi = \pi/3$
- 16.8.13.** 35, -35
- 16.8.14.** maximum  $e^4$ , no minimum
- 16.8.15.** 5,  $-9/2$
- 16.8.16.** 3, 3, 3
- 16.8.17.** a cube of side length  $2/\sqrt{3}$
- 16.8.18.** An equilateral triangle with side 4.
- 17.1.1.** 16
- 17.1.2.** 4
- 17.1.3.**  $15/8$
- 17.1.4.**  $1/2$
- 17.1.5.**  $5/6$
- 17.1.6.**  $12 - 65/(2e)$ .
- 17.1.7.**  $1/2$
- 17.1.8.**  $\pi/64$
- 17.1.9.**  $(2/9)2^{3/2} - (2/9)$
- 17.1.10.**  $(1 - \cos(1))/4$
- 17.1.11.**  $(2\sqrt{2} - 1)/6$
- 17.1.12.**  $\pi - 2$
- 17.1.13.**  $(e^9 - 1)/6$
- 17.1.14.**  $\frac{4}{15} - \frac{\pi}{4}$
- 17.1.15.**  $1/3$
- 17.1.16.** 448
- 17.1.17.**  $4/5$
- 17.1.18.**  $8\pi$
- 17.1.19.** 2
- 17.1.20.**  $5/3$
- 17.1.21.**  $81/2$
- 17.1.22.**  $2a^3/3$
- 17.1.23.**  $4\pi$
- 17.1.24.**  $\pi/32$
- 17.1.25.**  $31/8$
- 17.1.26.**  $128/15$
- 17.1.27.**  $1800\pi \text{ m}^3$
- 17.1.28.**  $\frac{(e^2 + 8e + 16)}{15} \sqrt{e + 4} - \frac{5\sqrt{5}}{3} - \frac{e^{5/2}}{15} + \frac{1}{15}$
- 17.1.30.**  $16 - 8\sqrt{2}$

$$17.1.32. \text{ (a) } \int_0^3 \int_0^{9-x^2} f(x, y) dy dx$$

$$\text{ (b) } \int_0^{e^2} \int_{e^y}^2 f(x, y) dx dy$$

$$\text{ (c) } \int_0^{\pi/2} \int_0^{\sin x} f(x, y) dy dx$$

$$\text{ (d) } \int_0^4 \int_0^{y/4} f(x, y) dx dy$$

$$\text{ (e) } \int_0^3 \int_0^{\sqrt{9-x^2}} f(x, y) dy dx$$

$$17.2.1. 4\pi$$

$$17.2.2. 32\pi/3 - 4\sqrt{3}\pi$$

$$17.2.3. (2 - \sqrt{2})\pi/3$$

$$17.2.4. 4/9$$

$$17.2.5. 5\pi/3$$

$$17.2.6. \pi/6$$

$$17.2.7. \pi/2$$

$$17.2.8. \pi/2 - 1$$

$$17.2.9. \sqrt{3}/4 + \pi/6$$

$$17.2.10. 8 + \pi$$

$$17.2.11. \pi/12$$

$$17.2.12. (1 - \cos(9))\pi/2$$

$$17.2.13. -a^5/15$$

$$17.2.14. 12\pi$$

$$17.2.15. \pi$$

$$17.2.16. 16/3$$

$$17.2.17. 21\pi$$

$$17.2.19. 2\pi$$

$$17.3.1. \bar{x} = \bar{y} = 2/3$$

$$17.3.2. \bar{x} = 4/5, \bar{y} = 8/15$$

$$17.3.3. \bar{x} = 0, \bar{y} = 3\pi/16$$

$$17.3.4. \bar{x} = 0, \bar{y} = 16/(15\pi)$$

$$17.3.5. \bar{x} = 3/2, \bar{y} = 9/4$$

$$17.3.6. \bar{x} = 6/5, \bar{y} = 12/5$$

$$17.3.7. \bar{x} = 14/27, \bar{y} = 28/55$$

$$17.3.8. (3/4, 2/5)$$

$$17.3.9. \left( \frac{81\sqrt{3}}{80\pi}, 0 \right)$$

$$17.3.10. \bar{x} = \pi/2, \bar{y} = \pi/8$$

$$17.3.11. M = \int_0^{2\pi} \int_0^{1+\cos\theta} (2 + \cos\theta)r dr d\theta,$$

$$M_x = \int_0^{2\pi} \int_0^{1+\cos\theta} \sin\theta(2 + \cos\theta)r^2 dr d\theta,$$

$$M_y = \int_0^{2\pi} \int_0^{1+\cos\theta} \cos\theta(2 + \cos\theta)r^2 dr d\theta.$$

$$17.3.12. M = \int_{-\pi/2}^{\pi/2} \int_0^{\cos\theta} (r+1)r dr d\theta,$$

$$M_x = \int_{-\pi/2}^{\pi/2} \int_0^{\cos\theta} \sin\theta(r+1)r^2 dr d\theta,$$

$$M_y = \int_{-\pi/2}^{\pi/2} \int_0^{\cos\theta} \cos\theta(r+1)r^2 dr d\theta.$$

$$17.3.13. M = \int_{-\pi/2}^{\pi/2} \int_{\cos\theta}^{1+\cos\theta} r dr d\theta +$$

$$\int_{\pi/2}^{3\pi/2} \int_0^{1+\cos\theta} r dr d\theta,$$

$$M_x = \int_{-\pi/2}^{\pi/2} \int_{\cos\theta}^{1+\cos\theta} r^2 \sin\theta dr d\theta +$$

$$\int_{\pi/2}^{3\pi/2} \int_0^{1+\cos\theta} r^2 \sin\theta dr d\theta,$$

$$M_y = \int_{-\pi/2}^{\pi/2} \int_{\cos\theta}^{1+\cos\theta} r^2 \cos\theta dr d\theta +$$

$$\int_{\pi/2}^{3\pi/2} \int_0^{1+\cos\theta} r^2 \cos\theta dr d\theta.$$



- 17.4.1.  $\pi a\sqrt{h^2 + a^2}$   
 17.4.2.  $\pi a^2\sqrt{m^2 + 1}$   
 17.4.3.  $\sqrt{3}/2$   
 17.4.4.  $\pi\sqrt{2}$   
 17.4.5.  $\pi\sqrt{2}/8$   
 17.4.6.  $\pi/2 - 1$   
 17.4.7.  $\frac{d^2\sqrt{a^2 + b^2 + c^2}}{2abc}$   
 17.4.8.  $8\sqrt{3}\pi/3$   
 17.5.1.  $11/24$   
 17.5.2.  $623/60$   
 17.5.3.  $-3e^2/4 + 2e - 3/4$   
 17.5.4.  $1/20$   
 17.5.5.  $\pi/48$   
 17.5.6.  $11/84$   
 17.5.7.  $151/60$   
 17.5.8.  $\pi$   
 17.5.10.  $\frac{3\pi}{16}$   
 17.5.11.  $32$   
 17.5.12.  $64/3$   
 17.5.13.  $\bar{x} = \bar{y} = 0, \bar{z} = 16/15$   
 17.5.14.  $\bar{x} = \bar{y} = 0, \bar{z} = 1/3$   
 17.6.1.  $\pi/12$   
 17.6.2.  $\pi(1 - \sqrt{2}/2)$   
 17.6.3.  $5\pi/4$   
 17.6.4.  $0$   
 17.6.5.  $5\pi/4$   
 17.6.6.  $4/5$   
 17.6.7.  $256\pi/15$   
 17.6.8.  $4\pi^2$   
 17.6.9.  $\frac{3\pi}{16}$   
 17.6.10.  $\pi kh^2 a^2/12$   
 17.6.11.  $\pi kha^3/6$   
 17.6.12.  $\pi^2/4$   
 17.6.13.  $4\pi/5$   
 17.6.14.  $15\pi$   
 17.6.15.  $9k\pi(5\sqrt{2} - 2\sqrt{5})/20$   
 17.7.1.  $4\pi\sqrt{3}/3$   
 17.7.2.  $0$   
 17.7.3.  $2/3$   
 17.7.4.  $\frac{e^2 - 1}{2e^2}$   
 17.7.5.  $36$   
 17.7.6.  $32(\sqrt{2} + \ln(1 + \sqrt{2}))/3$   
 17.7.7.  $3\cos(1) - 3\cos(4)$   
 17.7.8.  $\pi(1 - \cos(1))/24$   
 17.7.9.  $\rho^2 \sin \phi$   
 17.7.10.  $(4/3)\pi abc$   
 18.2.1.  $13\sqrt{11}/4$   
 18.2.2.  $0$   
 18.2.3.  $3\sin(4)/2$   
 18.2.4.  $0$   
 18.2.5.  $2e^3$   
 18.2.6.  $128$   
 18.2.7.  $(9e - 3)/2$   
 18.2.8.  $e^{e+1} - e^e - e^{1/e-1} + e^{1/e} + e^4/4 - e^{-4}/4$   
 18.2.9.  $1 + \sin(1) - \cos(1)$   
 18.2.10.  $3\ln 3 - 2\ln 2$   
 18.2.11.  $3/20 + 10\ln(2)/7$   
 18.2.12.  $2\ln 5 - 2\ln 2 + 15/32$   
 18.2.13.  $1$   
 18.2.14.  $21 + \cos(1) - \cos(8)$   
 18.2.15.  $(\ln 29 - \ln 2)/2$

- 18.2.16.**  $2 \ln 2 + \pi/4 - 2$   
**18.2.17.**  $1243/3$   
**18.2.18.**  $\ln 2 + 11/3$   
**18.2.19.**  $3 \cos(1) - \cos(2) - \cos(4) - \cos(8)$   
**18.2.20.**  $-10/3$   
**18.3.1.** no  $f$   
**18.3.2.**  $x^4/4 - y^5/5$   
**18.3.3.** no  $f$   
**18.3.4.** no  $f$   
**18.3.5.**  $y \sin x$   
**18.3.6.** no  $f$   
**18.3.7.**  $xyz$   
**18.3.8.**  $-144$   
**18.3.9.**  $6$   
**18.3.10.**  $1/e - \sin 3$   
**18.3.11.**  $1/\sqrt{77} - 1/\sqrt{3}$   
**18.4.1.**  $1$   
**18.4.2.**  $0$   
**18.4.3.**  $1/(2e) - 1/(2e^7) + e/2 - e^7/2$   
**18.4.4.**  $1/2$   
**18.4.5.**  $-1/6$   
**18.4.6.**  $(2\sqrt{3} - 10\sqrt{5} + 8\sqrt{6})/3 - 2\sqrt{2}/5 + 1/5$   
**18.4.7.**  $11/2 - \ln(2)$   
**18.4.8.**  $2 - \pi/2$   
**18.4.9.**  $-17/12$   
**18.4.10.**  $0$   
**18.4.11.**  $-\pi/2$   
**18.4.12.**  $12\pi$   
**18.4.13.**  $2 \cos(1) - 2 \sin(1) - 1$   
**18.5.1.**  $-1, 0$   
**18.5.2.**  $0, a + b$   
**18.5.3.**  $(2b - a)/3, 0$   
**18.5.4.**  $0, 1$   
**18.5.5.**  $-2\pi, 0$   
**18.5.6.**  $0, 2\pi$   
**18.6.3.**  $25\sqrt{21}/4$   
**18.6.4.**  $\pi\sqrt{21}$   
**18.6.5.**  $\pi(5\sqrt{5} - 1)/6$   
**18.6.6.**  $4\pi\sqrt{2}$   
**18.6.7.**  $\pi a^2/2$   
**18.6.8.**  $2\pi a(a - \sqrt{a^2 - b^2})$   
**18.6.9.**  $\pi((1 + 4a^2)^{3/2} - 1)/6$   
**18.6.10.**  $2\pi((1 + a^2)^{3/2} - 1)/3$   
**18.6.11.**  $\pi a^2 - 2a^2$   
**18.6.12.**  $\pi a^2 \sqrt{1 + k^2}/4$   
**18.6.13.**  $A\sqrt{1 + a^2 + b^2}$   
**18.6.14.**  $A\sqrt{k^2 + 1}$   
**18.6.15.**  $8a^2$   
**18.7.1.**  $(0, 0, 3/8)$   
**18.7.2.**  $(11/20, 11/20, 3/10)$   
**18.7.3.**  $(0, 0, 2275/682)$   
**18.7.4.** on center axis,  $h/3$  above the base  
**18.7.5.**  $16$   
**18.7.6.**  $7$   
**18.7.7.**  $-\pi$   
**18.7.8.**  $-137/120$   
**18.7.9.**  $-2/e$   
**18.7.10.**  $\pi b^2(-4b^4 - 3b^2 + 6a^2b^2 + 6a^2)/6$   
**18.7.11.**  $9280 \text{ kg/s}$   
**18.7.12.**  $24\epsilon_0$   
**18.8.1.**  $-3\pi$   
**18.8.2.**  $0$   
**18.8.3.**  $-4\pi$

- 18.8.4.  $3\pi$
- 18.8.5.  $A(p(c-b) + q(a-c) + a-b)$
- 18.9.1. both are  $-45\pi/4$
- 18.9.2.  $a^2bc + ab^2c + abc^2$
- 18.9.3.  $e^2 - 2e + 7/2$
- 18.9.4. 3
- 18.9.5.  $384\pi/5$
- 18.9.6.  $\pi/3$
- 18.9.7.  $10\pi$
- 18.9.8.  $\pi/2$
- 19.1.2.  $y = \arctan t + C$
- 19.1.3.  $y = \frac{t^{n+1}}{n+1} + 1$
- 19.1.4.  $y = t \ln t - t + C$
- 19.1.5.  $y = n\pi$ , for any integer  $n$ .
- 19.1.6. none
- 19.1.7.  $y = \pm\sqrt{t^2 + C}$
- 19.1.8.  $y = \pm 1$ ,  $y = (1 + Ae^{2t})/(1 - Ae^{2t})$
- 19.1.9.  $y^4/4 - 5y = t^2/2 + C$
- 19.1.10.  $y = (2t/3)^{3/2}$
- 19.1.11.  $y = M + Ae^{-kt}$
- 19.1.12.  $\frac{10 \ln(15/2)}{\ln 5} - 10 \approx 2.52$  minutes
- 19.1.13.  $y = \frac{M}{1 + Ae^{-Mkt}}$
- 19.1.14.  $y = 2e^{3t/2}$
- 19.1.15.  $t = -\frac{\ln 2}{k}$
- 19.1.16.  $600e^{-6 \ln 2/5} \approx 261$  mg;  $\frac{5 \ln 300}{\ln 2} \approx 41$  days
- 19.1.17.  $100e^{-200 \ln 2/191} \approx 48$  mg;  
 $\frac{5730 \ln 50}{\ln 2} \approx 32339$  years
- 19.1.18.  $y = y_0 e^{t \ln 2}$
- 19.1.19.  $500e^{-5 \ln 2/4} \approx 210$  g
- 19.2.1.  $y = Ae^{-5t}$
- 19.2.2.  $y = Ae^{2t}$
- 19.2.3.  $y = Ae^{-\arctan t}$
- 19.2.4.  $y = Ae^{-t^3/3}$
- 19.2.5.  $y = 4e^{-t}$
- 19.2.6.  $y = -2e^{3t-3}$
- 19.2.7.  $y = e^{1+\cos t}$
- 19.2.8.  $y = e^2 e^{-e^t}$
- 19.2.9.  $y = 0$
- 19.2.10.  $y = 0$
- 19.2.11.  $y = 4t^2$
- 19.2.12.  $y = -2e^{(1/t)-1}$
- 19.2.13.  $y = e^{1-t^{-2}}$
- 19.2.14.  $y = 0$
- 19.2.15.  $k = \ln 5$ ,  $y = 100e^{-t \ln 5}$
- 19.2.16.  $k = -12/13$ ,  $y = \exp(-13t^{1/13})$
- 19.2.17.  $y = 10^6 e^{t \ln(3/2)}$
- 19.2.18.  $y = 10e^{-t \ln(2)/6}$
- 19.3.1.  $y = Ae^{-4t} + 2$
- 19.3.2.  $y = Ae^{2t} - 3$
- 19.3.3.  $y = Ae^{-(1/2)t^2} + 5$
- 19.3.4.  $y = Ae^{-e^t} - 2$
- 19.3.5.  $y = Ae^t - t^2 - 2t - 2$
- 19.3.6.  $y = Ae^{-t/2} + t - 2$
- 19.3.7.  $y = At^2 - \frac{1}{3t}$
- 19.3.8.  $y = \frac{c}{t} + \frac{2}{3}\sqrt{t}$
- 19.3.9.  $y = A \cos t + \sin t$
- 19.3.10.  $y = \frac{A}{\sec t + \tan t} + 1 - \frac{t}{\sec t + \tan t}$

- 19.4.1.**  $y(1) \approx 1.355$   
**19.4.2.**  $y(1) \approx 40.31$   
**19.4.3.**  $y(1) \approx 1.05$   
**19.4.4.**  $y(1) \approx 2.30$   
**19.5.4.**  $\frac{\omega + 1}{2\omega}e^{\omega t} + \frac{\omega - 1}{2\omega}e^{-\omega t}$   
**19.5.5.**  $2 \cos(3t) + 5 \sin(3t)$   
**19.5.6.**  $-(1/4)e^{-5t} + (5/4)e^{-t}$   
**19.5.7.**  $-2e^{-3t} + 2e^{4t}$   
**19.5.8.**  $5e^{-6t} + 20te^{-6t}$   
**19.5.9.**  $(16t - 3)e^{4t}$   
**19.5.10.**  $-2 \cos(\sqrt{5}t) + \sqrt{5} \sin(\sqrt{5}t)$   
**19.5.11.**  $-\sqrt{2} \cos t + \sqrt{2} \sin t$   
**19.5.12.**  $e^{-6t} (4 \cos t + 24 \sin t)$   
**19.5.13.**  $2e^{-3t} \sin(3t)$   
**19.5.14.**  $2 \cos(2t - \pi/6)$   
**19.5.15.**  $5\sqrt{2} \cos(10t - \pi/4)$   
**19.5.16.**  $\sqrt{2}e^{-2t} \cos(3t - \pi/4)$   
**19.5.17.**  $5e^{4t} \cos(3t + \arcsin(4/5))$   
**19.5.18.**  $(2 \cos(5t) + \sin(5t))e^{-2t}$   
**19.5.19.**  $-(1/2)e^{-2t} \sin(2t)$   
**19.6.1.**  $Ae^{5t} + Bte^{5t} + (6/169) \cos t - (5/338) \sin t$   
**19.6.2.**  $Ae^{-\sqrt{2}t} + Bte^{-\sqrt{2}t} + 5$   
**19.6.3.**  $A \cos(4t) + B \sin(4t) + (1/2)t^2 + (3/16)t - 5/16$   
**19.6.4.**  $A \cos(\sqrt{2}t) + B \sin(\sqrt{2}t) - (\cos(5t) + \sin(5t))/23$   
**19.6.5.**  $e^t(A \cos t + B \sin t) + e^{2t}/2$   
**19.6.6.**  $Ae^{\sqrt{6}t} + Be^{-\sqrt{6}t} + 2 - t/3 - e^{-t}/5$   
**19.6.7.**  $Ae^{-3t} + Be^{2t} - (1/5)te^{-3t}$   
**19.6.8.**  $Ae^t + Be^{3t} + (1/2)te^{3t}$   
**19.6.9.**  $A \cos(4t) + B \sin(4t) + (1/8)t \sin(4t)$   
**19.6.10.**  $A \cos(3t) + B \sin(3t) - (1/2)t \cos(3t)$   
**19.6.11.**  $Ae^{-6t} + Bte^{-6t} + 3t^2e^{-6t}$   
**19.6.12.**  $Ae^{4t} + Bte^{4t} - t^2e^{4t}$   
**19.6.13.**  $Ae^{-t} + Be^{-5t} + (4/5)$   
**19.6.14.**  $Ae^{4t} + Be^{-3t} + (1/144) - (t/12)$   
**19.6.15.**  $A \cos(\sqrt{5}t) + B \sin(\sqrt{5}t) + 8 \sin(2t)$   
**19.6.16.**  $Ae^{2t} + Be^{-2t} + te^{2t}$   
**19.6.17.**  $4e^t + e^{-t} - 3t - 5$   
**19.6.18.**  $-(4/27) \sin(3t) + (4/9)t$   
**19.6.19.**  $e^{-6t}(2 \cos t + 20 \sin t) + 2e^{-4t}$   
**19.6.20.**  $\left(-\frac{23}{325} \cos(3t) + \frac{592}{975} \sin(3t)\right) e^{-3t} + \frac{23}{325} \cos t - \frac{11}{325} \sin t$   
**19.6.21.**  $e^{-2t}(A \sin(5t) + B \cos(5t)) + 8 \sin(2t) + 25 \cos(2t)$   
**19.6.22.**  $e^{-2t}(A \sin(2t) + B \cos(2t)) + (14/195) \sin t - (8/195) \cos t$   
**19.7.1.**  $A \sin(t) + B \cos(t) - \cos t \ln |\sec t + \tan t|$   
**19.7.2.**  $A \sin(t) + B \cos(t) + \frac{1}{5}e^{2t}$   
**19.7.3.**  $A \sin(2t) + B \cos(2t) + \cos t - \sin t \cos t \ln |\sec t + \tan t|$   
**19.7.4.**  $A \sin(2t) + B \cos(2t) + \frac{1}{2} \sin(2t) \sin^2(t) + \frac{1}{2} \sin(2t) \ln |\cos t| - \frac{t}{2} \cos(2t) + \frac{1}{4} \sin(2t) \cos(2t)$   
**19.7.5.**  $Ae^{2t} + Be^{-3t} + \frac{t^3}{15}e^{2t} - \left(\frac{t^2}{5} - \frac{2t}{25} + \frac{2}{125}\right) \frac{e^{2t}}{5}$

$$19.7.6. Ae^t \sin t + Be^t \cos t - e^t \cos t \ln |\sec t + \tan t|$$

$$19.7.7. Ae^t \sin t + Be^t \cos t - \frac{1}{10} \cos t (\cos^3 t + 3 \sin^3 t - 2 \cos t - \sin t) +$$

$$\frac{1}{10} \sin t (\sin^3 t - 3 \cos^3 t - 2 \sin t + \cos t) = Ae^t \sin t + Be^t \cos t + \frac{1}{10} \cos(2t) - \frac{1}{20} \sin(2t)$$



# B

## Useful Formulas

### Algebra

Remember that the common algebraic operations have **precedences** relative to each other: for example, multiplication and division take precedence over addition and subtraction, but are “tied” with each other. In the case of ties, work left to right. This means, for example, that  $1/2x$  means  $(1/2)x$ : do the division, then the multiplication in left to right order. It sometimes is a good idea to use more parentheses than strictly necessary, for clarity, but it is also a bad idea to use too many parentheses.

Completing the square:  $x^2 + bx + c = (x + \frac{b}{2})^2 - \frac{b^2}{4} + c$ .

Quadratic formula: the roots of  $ax^2 + bx + c$  are  $\frac{-b \pm \sqrt{b^2 - 4ac}}{2a}$ .

Exponent rules:

$$a^b \cdot a^c = a^{b+c}$$

$$\frac{a^b}{a^c} = a^{b-c}$$

$$(a^b)^c = a^{bc}$$

$$a^{1/b} = \sqrt[b]{a}$$

### Geometry

Circle: circumference =  $2\pi r$ , area =  $\pi r^2$ .

Ellipse: area =  $\pi ab$ , where  $2a$  and  $2b$  are the lengths of the axes of the ellipse.

## 524 Appendix B Useful Formulas

Sphere:  $\text{vol} = 4\pi r^3/3$ , surface area  $= 4\pi r^2$ .

Cylinder:  $\text{vol} = \pi r^2 h$ , lateral area  $= 2\pi r h$ , total surface area  $= 2\pi r h + 2\pi r^2$ .

Cone:  $\text{vol} = \pi r^2 h/3$ , lateral area  $= \pi r \sqrt{r^2 + h^2}$ , total surface area  $= \pi r \sqrt{r^2 + h^2} + \pi r^2$ .

### Analytic geometry

Point-slope formula for straight line through the point  $(x_0, y_0)$  with slope  $m$ :  $y = y_0 + m(x - x_0)$ .

Circle with radius  $r$  centered at  $(h, k)$ :  $(x - h)^2 + (y - k)^2 = r^2$ .

Ellipse with axes on the  $x$ -axis and  $y$ -axis:  $\frac{x^2}{a^2} + \frac{y^2}{b^2} = 1$ .

### Trigonometry

$\sin(\theta) = \text{opposite/hypotenuse}$

$\cos(\theta) = \text{adjacent/hypotenuse}$

$\tan(\theta) = \text{opposite/adjacent}$

$\sec(\theta) = 1/\cos(\theta)$

$\csc(\theta) = 1/\sin(\theta)$

$\cot(\theta) = 1/\tan(\theta)$

$\tan(\theta) = \sin(\theta)/\cos(\theta)$

$\cot(\theta) = \cos(\theta)/\sin(\theta)$

$\cos^2(\theta) + \sin^2(\theta) = 1$

$\tan^2(\theta) + 1 = \sec^2(\theta)$

$\sec^2(\theta) - 1 = \tan^2(\theta)$

$\sin(\theta) = \cos\left(\frac{\pi}{2} - \theta\right)$

$\cos(\theta) = \sin\left(\frac{\pi}{2} - \theta\right)$

$\sin(\theta + \pi) = -\sin(\theta)$

$\cos(\theta + \pi) = -\cos(\theta)$

Law of cosines:  $a^2 = b^2 + c^2 - 2bc \cos A$

Law of sines:  $\frac{a}{\sin A} = \frac{b}{\sin B} = \frac{c}{\sin C}$

Sine of sum of angles:  $\sin(x + y) = \sin x \cos y + \cos x \sin y$



Sine of double angle:  $\sin(2x) = 2 \sin x \cos x$

Sine of difference of angles:  $\sin(x - y) = \sin x \cos y - \cos x \sin y$

Cosine of sum of angles:  $\cos(x + y) = \cos x \cos y - \sin x \sin y$

Cosine of double angle:  $\cos(2x) = \cos^2 x - \sin^2 x = 2 \cos^2 x - 1 = 1 - 2 \sin^2 x$

Cosine of difference of angles:  $\cos(x - y) = \cos x \cos y + \sin x \sin y$

Tangent of sum of angles:  $\tan(x + y) = \frac{\tan x + \tan y}{1 - \tan x \tan y}$

$\sin^2(\theta)$  and  $\cos^2(\theta)$  formulas:

$$\sin^2(\theta) + \cos^2(\theta) = 1$$

$$\tan^2(\theta) + 1 = \sec^2(\theta)$$

$$\sin^2(\theta) = \frac{1 - \cos(2\theta)}{2}$$

$$\cos^2(\theta) = \frac{1 + \cos(2\theta)}{2}$$



# Index

## A

absolute extremum, 103  
acceleration  
  normal component, 359  
  tangential component, 359  
acceleration vector, 359  
algebraic precedence, 523  
alternating harmonic series, 285  
anti-parallel vectors, 322  
antiderivative, 139  
arc length, 244, 353  
arc length parameterization, 354  
arccosine, 197  
arcsine, 196  
area  
  between curves, 155  
  under a curve, 435  
  under curve, 135  
asymptote, 23, 100  
average, 419  
average height, 399

## B

bell curve, 238  
binormal, 358, 451  
bounded function, 53

## C

cardioid, 254  
Cartesian coordinates, 253, 337

Cauchy Principal Value, 232  
center of mass, 419  
center of mass, 227  
centroid, 228, 416  
chain rule, 67  
characteristic polynomial, 484  
chord, 32  
circle  
  area, 523  
  circumference, 523  
  equation of, 21, 524  
  unit, 21  
Clairaut's Theorem, 387  
closed paths, 441  
completing the square, 523  
composition of functions, 27, 45, 67  
concave down, 98  
concave up, 98  
cone  
  lateral area, 524  
  surface area, 524  
  volume, 524  
conservative vector field, 440  
continuous, 55, 369  
convergent sequence, 271  
convergent series, 276  
coordinates  
  Cartesian, 253, 337  
  converting rectangular to polar, 254  
  cylindrical, 337  
  polar, 253, 337  
  rectangular, 253, 337  
  spherical, 339

cosines  
   law of, 321, 524  
 critical point, 92  
 critical value, 92  
 cross product, 327  
 cumulative distribution function, 238  
 curvature, 356  
 curvature formula, 356, 357  
 curve sketching, 91  
 cycloid, 263  
 cylinder  
   lateral area, 524  
   surface area, 524  
   volume, 524  
 cylindrical coordinates, 421  
 cylindrical coordinates, 337

**D**

definite integral, 143  
 del ( $\nabla$ ), 381  
 dependent variable, 24  
 derivative, 34, 48  
   dot notation, 116  
   Leibniz notation, 49  
   second, 97, 98  
 difference quotient, 32  
 differentiable, 55, 376  
 differential, 128  
 differential equation, 469  
   first order, 470  
   particular solution, 472  
   separable, 472  
 direction vector, 333  
 directional derivative, 382  
 discrete probability, 235  
 discriminant, 388  
 displacement vector, 315  
 divergence test, 278  
 Divergence Theorem, 464  
 divergent sequence, 271  
 divergent series, 276  
 domain, 23  
 dot notation, 116  
 dot product, 321  
 double integral, 400

**E**

ellipse  
   area, 523  
   equation of, 524

ellipsoid, 251  
 error estimate, 219  
 escape velocity, 234  
 Euler's Method, 480  
 expected value, 236  
 exponential distribution, 239  
 Extreme Value Theorem, 105

**F**

Fermat's Theorem, 92  
 flux, 457  
 frustum, 247  
 Fubini's Theorem, 403  
 function, 22  
   bounded, 53  
   differentiable, 55  
   implicit, 82  
   linear, 22  
   of two variables, 370  
   rational, 214  
   unbounded, 54  
 function composition, 27  
 Fundamental Theorem of Algebra, 95  
 Fundamental Theorem of Calculus, 137

**G**

Gabriel's horn, 235, 250  
 geometric series, 276  
 global extremum, 103  
 gradient, 381  
 greatest integer, 95

**H**

harmonic series, 279  
   alternating, 285  
 Hooke's Law, 175  
 hyperbolic cosine, 199  
 hyperbolic sine, 199  
 hypercycloid, 264  
 hypocycloid, 264

**I**

implicit differentiation, 82, 379  
 implicit function, 82  
 improper integral, 231  
   convergent, 231  
   diverges, 231  
 incompressible, 450  
 indefinite integral, 143

independent variable, 24  
 inflection point, 99  
 initial condition, 470  
 initial value problem  
   first order, 470  
 integral  
   improper, 231  
   indefinite, 143  
   of  $\sec x$ , 209  
   of  $\sec^3 x$ , 209  
   properties of, 147  
 integral sign, 139  
 integral test, 282  
 integration  
   by parts, 210  
 Intermediate Value Theorem, 55  
 interval of convergence, 296  
 inverse sine, 196  
 involute, 264

**J**

Jacobian, 430  
 judicious guessing, 487

**K**

kinetic energy, 233

**L**

L'Hôpital's Rule, 88  
 Lagrange multipliers, 393  
 lateral area of a cone, 114  
 law of cosines, 321, 524  
 law of sines, 524  
 Leibniz notation, 49  
 level curve, 365  
 level set, 366  
 level surface, 366  
 limit, 41  
 limit at infinity, 87  
 limit of a sequence, 271  
 line integral, 435  
 linear approximation, 127  
 linearity of the derivative, 60  
 local extremum, 91  
 local maximum, 91  
 local minimum, 91  
 logistic equation, 474  
 long division of polynomials, 216

**M**

Maclaurin series, 300  
 mass, 419  
 mean, 236, 239  
 Mean Value Theorem, 130  
 moment, 227, 414, 420

**N**

Napier's constant, 188  
 Newton, 174  
 Newton's law of cooling, 469  
 Newton's method, 123–125  
 normal, 330, 358  
 normal distribution, 244

**O**

one sided limit, 46  
 optimization, 103  
 orientable surface, 458  
 oriented curve, 443

**P**

*p*-series, 282  
 parallel vectors, 322  
 parallelogram  
   and vector sum, 315  
   area of, 328, 416, 428  
 parametric equations, 262, 333, 344  
 partial fractions, 214  
 particular solution, 472  
 physicists, 116  
 point-slope formula, 524  
 polar coordinates, 253, 337  
 polynomial  
   of two variables, 370  
 power function, 57  
 power rule, 57  
 precedence  
   of algebraic operations, 523  
 probability density function, 237  
 product rule, 62, 63  
   generalized, 64  
 projection, 437  
   scalar, 437  
 projection of a vector, 322  
 properties of integrals, 147

**Q**

quadratic formula, 523

quotient rule, 64

## R

radian measure, 73  
 radius of convergence, 296  
 random variable, 236  
 rational function, 66, 214  
 rectangular coordinates, 253, 337  
 related rates, 115  
 resonant frequency, 491  
 right hand rule, 329  
 Rolle's Theorem, 130

## S

scalar multiplication, 316  
 scalar projection, 437  
 second derivative, 97, 98  
 separation of variables, 472  
 sequence, 270  
   bounded, 274  
   bounded above, 274  
   bounded below, 274  
   convergent, 271  
   decreasing, 274  
   divergent, 271  
   increasing, 274  
   monotonic, 274  
   non-decreasing, 274  
   non-increasing, 274  
   of partial sums, 276  
 series, 270  
   *p*-series, 282  
   absolute convergence, 290  
   alternating harmonic, 285  
   conditional convergence, 290  
   convergent, 276  
   divergent, 276  
   geometric, 276  
   harmonic, 279  
   integral test, 282  
   interval of convergence, 296  
   Maclaurin, 300  
   radius of convergence, 296  
   Taylor, 302  
 Simpson's Rule, 221  
 sines  
   law of, 524  
 slope field, 482  
 sphere  
   surface area, 524

   volume, 524  
 spherical coordinates, 339, 421  
 spiral of Archimedes, 255  
 squeeze theorem, 77  
 standard deviation, 241  
 standard normal distribution, 239  
 standard normal probability density  
   function, 238  
 steady state part of solution to d.e., 490  
 substitution, 425  
 subtend, 74  
 sum  
   of vectors, 315  
 sum rule, 61  
 surface area, 416

## T

tangent line, 32  
 Taylor series, 302  
 Toricelli's trumpet, 235, 250  
 torque, 225  
 torus, 250  
 transcendental function, 73  
 transcendental number, 188  
 transient part of solution to d.e., 490  
 Trapezoid Rule, 219  
 triangle inequality, 43, 314  
 trigonometric identities, 524

## U

unbounded function, 54  
 undetermined coefficients, 487  
 uniform distribution, 238  
 uniform probability density function, 238  
 unit binormal, 358  
 unit circle, 21  
 unit normal, 358  
 unit vector, 323, 350

## V

variance, 241  
 variation of parameters, 477, 491  
 vector, 314  
   anti-parallel, 322  
   cross product, 327  
   displacement, 315  
   function, 344  
   normal to a plane, 330  
   parallel, 322  
   projection, 322

scalar multiplication, 316  
sum, 315  
unit, 323  
vector fields, 433  
velocity, 37  
velocity vector, 359

## **W**

witch of Agnesi, 66  
work, 173